

***City of
Minot
North Dakota***

Quarterly Financial Report
September 30, 2017

City of Minot
Quarterly Financial Report
September 30, 2017
With Comparative Totals for September 30, 2016

Table of Contents	Page Number
<i>Basic Financial Statements</i>	
Governmental Funds	
Balance Sheet	1
Statement of Revenues, Expenditures and Changes in Fund Balances	3
Statement of Revenues, Expenditures and Changes in Fund Balance, Budget to Actual	5
Proprietary Funds	
Statement of Net Position	9
Statement of Revenues, Expenses, and Changes in Fund Net Position	11
Statement of Cash Flows	13
Fiduciary Funds	
Statement of Fiduciary Net Position	15
Statement of Changes in Fiduciary Net Position	16
<i>Supplementary Information</i>	
Statement of Revenues, Expenditures, and Changes in Fund Balance, Budget to Actual - Major Debt Service Fund	18
<i>Combining and Individual Nonmajor Fund Statements and Schedules</i>	
Nonmajor Governmental Funds	
Combining Balance Sheet	19
Combining Statement of Revenues, Expenditures, and Changes in Fund Balances	20
Nonmajor Special Revenue Funds	
Combining Balance Sheet	22
Combining Statement of Revenues, Expenditures, and Changes in Fund Balances	25
Combining Statement of Revenues, Expenditures, and Changes in Fund Balances, Budget to Actual	28
Nonmajor Debt Service Fund	
Balance Sheet	47
Statement of Revenues, Expenditures, and Changes in Fund Balance	48
Statement of Revenues, Expenditures, and Changes in Fund Balance, Budget to Actual	49
Nonmajor Capital Project Funds	
Combining Balance Sheet	51
Combining Statement of Revenues, Expenditures, and Changes in Fund Balances	52
Combining Statement of Revenues, Expenditures, and Changes in Fund Balances, Budget to Actual	53
Nonmajor Proprietary Funds	
Combining Statement of Net Position	57
Combining Statement of Revenues, Expenses, and Changes in Fund Net Position	58
Combining Statement of Cash Flows	59
Internal Service Funds	
Combining Statement of Net Position	61
Combining Statement of Revenues, Expenses, and Changes in Fund Net Position	62
Combining Statement of Cash Flows	63
Fiduciary Funds	
Combining Statement of Fiduciary Net Position	65
Combining Statement of Changes in Fiduciary Net Position	66
Agency Funds	
Combining Statement of Net Position	67
Combining Statements of Changes in Assets and Liabilities	68
Capital Assets Used in the Operations of Governmental Funds	
Comparative Schedule by Source	69
Schedule by Function and Activity	70
Schedule of Changes by Function Activity	71
Fund Balance Detail	72

City of Minot, North Dakota
Balance Sheet
Governmental Funds
September 30, 2017
With Comparative Totals for September 30, 2016

	General Fund	Special Revenue Fund Sales Tax NAWS	Debt Service Fund Special Assessment Debt	Capital Project Fund Highway Reserve
ASSETS				
Cash and investments	\$ 8,137,467	\$ -	\$ 357,367	\$ 4,380,843
Restricted cash and investments	-	1,602,035	3,326,264	1,403,678
Investments - certificates of deposit	19,770,943	4,075,534	-	-
Taxes receivable current	711,457	-	6,119	-
Taxes receivable delinquent	111,305	-	1,247	-
Special assessments receivable current	534	-	290,691	-
Special assessments receivable delinquent	950	-	78,754	-
Accounts receivable	495,739	-	-	37,947
Allowance for accounts receivable	(189,903)	-	-	-
Loans receivable	-	-	-	-
Allowance for loans receivable	-	-	-	-
Due from other funds	-	-	-	640,649
Intergovernmental receivable	209,258	-	-	2,325,474
Accrued interest receivable	-	-	-	-
Inventory	-	-	-	-
Prepaid	76,945	-	-	-
Other assets - capital credits	343,629	-	-	-
Investments	-	23,501,235	-	-
Advance from other funds	-	-	936,614	-
Special assessments receivable uncertified	-	-	13,088,709	-
Net pension asset	-	-	-	-
Total assets	\$ 29,668,324	\$ 29,178,804	\$ 18,085,765	\$ 8,788,591
LIABILITIES				
Accounts payable	\$ 129,420	\$ -	\$ 4,638	\$ -
Retainage payable	-	-	-	-
Due to other funds	-	-	-	-
Accrued salaries payable	653,163	-	-	-
Accrued interest payable	-	-	-	-
Customer deposits	46,233	-	-	-
Advance to other funds	-	-	-	23,961
Unamortized premium	-	-	-	-
Unearned revenue - other	-	-	-	-
Net pension liability	-	-	-	-
Total liabilities	828,816	-	4,638	23,961
DEFERRED INFLOWS OF RESOURCES				
Uncertified special assessments	-	-	13,088,709	-
Unavailable revenue - property taxes	822,762	-	7,366	-
Unavailable revenue - special assessments	1,484	-	369,445	-
Deferred inflows of resources	824,246	-	13,465,520	-
FUND BALANCE				
Nonspendable	420,574	-	936,614	-
Restricted	-	29,178,804	3,326,264	1,403,678
Committed	-	-	-	-
Assigned	-	-	352,729	7,360,952
Unassigned	27,594,688	-	-	-
Total fund balance	28,015,262	29,178,804	4,615,607	8,764,630
Total liabilities, inflows and fund balance	\$ 29,668,324	\$ 29,178,804	\$ 18,085,765	\$ 8,788,591

City of Minot, North Dakota
Balance Sheet
Governmental Funds
September 30, 2017
With Comparative Totals for September 30, 2016

	Capital Project Fund Capital Purchases	Other Governmental Funds	Total Governmental Funds 2017	Total Governmental Funds 2016
ASSETS				
Cash and investments	\$ -	\$ 10,986,299	\$ 23,861,976	\$ 18,692,727
Restricted cash and investments	-	39,969,764	46,301,741	49,251,971
Investments - certificates of deposit	-	-	23,846,477	23,720,246
Taxes receivable current	-	504,034	1,221,610	1,891,676
Taxes receivable delinquent	-	125,529	238,081	244,925
Special assessments receivable current	-	20,709	311,934	256,117
Special assessments receivable delinquent	-	3,767	83,471	18,248
Accounts receivable	3,285,276	199,623	4,018,585	1,241,995
Allowance for accounts receivable	(3,147,926)	-	(3,337,829)	(126,085)
Loans receivable	-	1,850,800	1,850,800	1,850,800
Allowance for loans receivable	-	(370,160)	(370,160)	(370,160)
Due from other funds	-	375,151	1,015,800	923,387
Intergovernmental receivable	943,786	1,884,838	5,363,356	6,447,881
Accrued interest receivable	-	-	-	-
Inventory	-	8,479	8,479	6,083
Prepaid	-	24,290	101,235	94,688
Other assets - capital credits	-	40,086	383,715	365,090
Investments	-	-	23,501,235	23,648,345
Advance from other funds	-	103,527	1,040,141	1,309,563
Special assessments receivable uncertified	-	77,085	13,165,794	13,270,214
Net pension asset	-	-	-	-
Total assets	\$ 1,081,136	\$ 55,803,821	\$ 142,606,441	\$ 142,737,711
LIABILITIES				
Accounts payable	\$ 10,286	\$ 198,757	\$ 343,101	\$ 149,972
Retainage payable	-	-	-	-
Due to other funds	640,649	375,151	1,015,800	923,387
Accrued salaries payable	-	96,059	749,222	715,109
Accrued interest payable	-	-	-	-
Customer deposits	-	-	46,233	60,106
Advance to other funds	-	-	23,961	87,314
Unamortized premium	-	-	-	-
Unearned revenue - other	103,162	102,193	205,355	22,023
Net pension liability	-	-	-	-
Total liabilities	754,097	772,160	2,383,672	1,957,911
DEFERRED INFLOWS OF RESOURCES				
Uncertified special assessments	-	77,085	13,165,794	13,270,214
Unavailable revenue - property taxes	-	629,563	1,459,691	2,136,601
Unavailable revenue - special assessments	-	24,476	395,405	274,365
Deferred inflows of resources	-	731,124	15,020,890	15,681,180
FUND BALANCE				
Nonspendable	-	1,176,382	2,533,570	2,863,624
Restricted	-	40,957,628	74,866,374	77,656,581
Committed	-	-	-	-
Assigned	327,039	12,166,527	20,207,247	19,263,714
Unassigned	-	-	27,594,688	25,314,701
Total fund balance	327,039	54,300,537	125,201,879	125,098,620
Total liabilities, inflows and fund balance	\$ 1,081,136	\$ 55,803,821	\$ 142,606,441	\$ 142,737,711

City of Minot, North Dakota
Statement of Revenues, Expenditures, and Changes in Fund Balances
Governmental Funds
For the Year-to-Date as of September 30, 2017
With Comparative Totals for September 30, 2016

	General Fund	Special Revenue Fund Sales Tax NAWS	Debt Service Fund Special Assessment Debt	Capital Project Fund Highway Reserve
REVENUES				
Property tax collections	\$ 9,230,001	\$ -	\$ 79,264	\$ -
Special assessment collections	21,313	-	1,876,142	-
Sales tax collections	-	-	-	-
Licenses and permits	576,303	-	-	-
Intergovernmental	5,295,708	-	-	2,073,901
Charges for services	2,473,659	-	-	-
Fines and forfeits	571,719	-	-	-
Interest income	311,591	199,947	49,375	-
Contract revenue	-	-	-	-
Miscellaneous	571,988	-	-	179,903
Total revenues	19,052,282	199,947	2,004,781	2,253,804
EXPENDITURES				
Current				
General government	7,910,789	685,375	-	-
Public safety	12,377,475	-	-	-
Highways and streets	2,867,471	-	-	-
Culture and recreation	-	-	-	-
Economic development	-	-	-	-
Capital outlay				
Contracted work	-	-	-	3,659,649
Equipment	-	-	-	-
Infrastructure	-	-	-	-
Legal	-	-	-	-
Other	-	-	-	9,799
Acquisitions	-	-	-	-
Engineering	-	-	-	373,431
Debt service				
Principal retirement	-	-	2,075,000	-
Interest and fiscal charges	-	-	674,684	2,374
Total expenditures	23,155,735	685,375	2,749,684	4,045,253
Excess (deficiency) of revenues over (under) expenditures	(4,103,453)	(485,428)	(744,903)	(1,791,449)
OTHER FINANCING SOURCES (USES)				
Sales tax bonds issued	-	-	-	-
Premium on sales tax bonds	-	-	-	-
Discount on sales tax bonds	-	-	-	-
General obligation bonds issued	-	-	-	-
Bonds issued	-	-	-	-
Premium on bonds	-	-	-	-
Discount on bonds	-	-	-	-
Capital leases	-	-	-	-
Sale of City property	34,126	-	-	-
Transfers in	6,353,718	-	741	206,085
Transfers out	(1,286)	(3,399,471)	-	(37,500)
Total other financing sources (uses)	6,386,558	(3,399,471)	741	168,585
Net change in fund balance	2,283,105	(3,884,899)	(744,162)	(1,622,864)
Fund balance, January 1	25,732,157	33,063,703	5,359,769	10,387,494
Fund balance (deficit), September 30	\$ 28,015,262	\$ 29,178,804	\$ 4,615,607	\$ 8,764,630

City of Minot, North Dakota
Statement of Revenues, Expenditures, and Changes in Fund Balances
Governmental Funds
For the Year-to-Date as of September 30, 2017
With Comparative Totals for September 30, 2016

	Capital Project Fund Capital Purchases	Other Governmental Funds	Total Governmental Funds 2017	Total Governmental Funds 2016
REVENUES				
Property tax collections	\$ -	\$ 6,564,298	\$ 15,873,563	\$ 15,070,960
Special assessment collections	-	22,163	1,919,618	3,870,435
Sales tax collections	-	13,495,103	13,495,103	14,433,635
Licenses and permits	-	-	576,303	851,210
Intergovernmental	18,156,158	4,527,856	30,053,623	17,753,109
Charges for services	-	390,715	2,864,374	2,866,843
Fines and forfeits	-	-	571,719	577,907
Interest income	-	292	561,205	542,470
Contract revenue	-	-	-	-
Miscellaneous	589,478	135,814	1,477,183	1,483,896
Total revenues	18,745,636	25,136,241	67,392,691	57,450,465
EXPENDITURES				
Current				
General government	-	6,615,145	15,211,309	10,370,028
Public safety	-	-	12,377,475	12,094,740
Highways and streets	-	2,392,405	5,259,876	4,246,257
Culture and recreation	-	3,733,353	3,733,353	5,256,713
Economic development	-	696,231	696,231	929,298
Capital outlay				
Contracted work	566,766	1,335,633	5,562,048	15,040,469
Equipment	-	622,104	622,104	2,506,327
Infrastructure	-	-	-	-
Legal	85,425	-	85,425	2,105
Other	1,861,796	18,744	1,890,339	1,241,928
Acquisitions	15,992,030	238,595	16,230,625	7,859,080
Engineering	-	65,686	439,117	3,106,623
Debt service				
Principal retirement	-	2,480,000	4,555,000	4,480,000
Interest and fiscal charges	-	610,417	1,287,475	1,095,289
Total Expenditures	18,506,017	18,808,313	67,950,377	68,228,857
Excess (deficiency) of revenues over (under) expenditures	239,619	6,327,928	(557,686)	(10,778,392)
OTHER FINANCING SOURCES (USES)				
Sales tax bonds issued	-	-	-	-
Premium on sales tax bonds	-	-	-	-
Discount on sales tax bonds	-	-	-	-
General obligation bonds issued	-	-	-	-
Bonds issued	-	-	-	-
Premium on bonds	-	-	-	-
Discount on bonds	-	-	-	-
Capital leases	-	-	-	-
Sale of City property	-	32,998	67,124	86,486
Transfers in	39,720	6,073,892	12,674,156	22,445,540
Transfers out	(16,005)	(12,173,487)	(15,627,749)	(15,927,727)
Total other financing sources (uses)	23,715	(6,066,597)	(2,886,469)	6,604,299
Net change in fund balance	263,334	261,331	(3,444,155)	(4,174,093)
Fund balance, January 1	63,705	54,039,206	128,646,034	129,272,713
Fund balance (deficit), September 30	\$ 327,039	\$ 54,300,537	\$ 125,201,879	\$ 125,098,620

City of Minot, North Dakota
Statement of Revenues, Expenditures and Changes in Fund Balance, Budget and Actual
General Fund
For the Year-to-Date as of September 30, 2017
With Comparative Totals for September 30, 2016

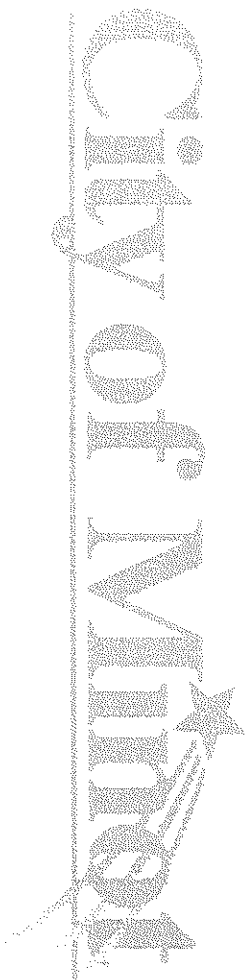
	<u>Budgeted Amounts</u>		<u>2017</u>	<u>Variance</u>	<u>2016</u>
	<u>Original</u>	<u>Final Amended</u>	<u>Actual Amounts</u>	<u>With Final Budget</u>	<u>Actual Amounts</u>
REVENUES					
Property tax collections	\$ 7,453,802	\$ 7,465,052	\$ 9,230,001	\$ 1,764,949	\$ 8,051,706
Special assessment collections	3,485	3,485	21,313	17,828	9,517
Licenses & permits	819,943	819,943	576,303	(243,640)	851,210
Intergovernmental federal					
Operating Grants	54,119	54,119	132,531	78,412	276,234
Intergovernmental state					
Highway fund	1,665,005	1,665,005	1,599,082	(65,923)	1,520,142
State aid distribution	2,665,430	2,665,430	1,623,544	(1,041,886)	1,694,784
Cigarette tax	79,626	79,626	53,722	(25,904)	57,753
Telecommunications tax	86,905	86,905	144,842	57,937	144,842
Homestead and disabled veterans tax credits	-	-	229,044	229,044	218,089
Fire insurance refund	260,712	260,712	3,807	(256,905)	2,560
Gambling tax revenue	17,073	17,073	9,888	(7,185)	11,768
State operating grants	29,925	32,782	275,251	242,469	45,766
Intergovernmental county					
Operating grants	8,379	8,379	8,614	235	7,008
Road and bridge	3,164	3,164	-	(3,164)	-
Joint communications	838,195	838,195	685,376	(152,819)	773,315
Computer maintenance	102,565	102,565	79,807	(22,758)	141,905
Assessed utility	16,114	16,114	21,925	5,811	24,737
Intergovernmental other					
Housing authority	37,468	37,468	-	(37,468)	-
Parking authority	587	587	423	(164)	587
Cable TV franchise fees	400,928	400,928	427,852	26,924	452,521
Total intergovernmental	6,266,194	6,269,051	5,295,708	(973,343)	5,372,011
Charges for services					
Engineering & administrative	411,329	411,329	48,246	(363,083)	128,299
Utility & special funds	2,238,576	2,238,576	2,238,576	-	2,139,809
Agency funds	37,500	37,500	37,500	-	50,745
Fleet labor	150,761	150,761	149,337	(1,424)	94,791
Total charges for services	2,838,166	2,838,166	2,473,659	(364,507)	2,413,644
Fines and forfeitures					
Parking tickets	73,395	73,395	70,210	(3,185)	70,997
Police court	376,135	376,135	501,509	125,374	506,910
Total fines and forfeitures	449,530	449,530	571,719	122,189	577,907
Interest income	323,455	323,455	311,591	(11,864)	201,191
Miscellaneous income					
Work for others	29,684	29,684	50,163	20,480	45,970
Policing-Schools	71,959	71,959	83,456	11,497	69,400
Miscellaneous	198,080	212,183	305,896	93,713	297,118
Damage claims	-	-	111,180	111,180	45,632
Towing fees	20,960	20,960	21,293	334	17,059
Total miscellaneous income	320,681	334,785	571,988	237,203	475,179
Total revenues	18,475,256	18,503,466	19,052,282	548,816	17,952,365

City of Minot, North Dakota
Statement of Revenues, Expenditures and Changes in Fund Balance, Budget and Actual
General Fund
For the Year-to-Date as of September 30, 2017
With Comparative Totals for September 30, 2016

	<u>Budgeted Amounts</u>		<u>2017</u>	<u>Variance</u>	<u>2016</u>
	<u>Original</u>	<u>Final Amended</u>	<u>Actual Amounts</u>	<u>With Final Budget</u>	<u>Actual Amounts</u>
EXPENDITURES					
General government					
Mayor and city council	\$ 127,421	\$ 127,421	\$ 100,887	\$ (26,534)	\$ 143,759
City manager	438,019	455,064	406,366	(48,698)	448,907
Human resources	231,256	231,256	212,533	(18,723)	213,301
City attorney	339,935	339,935	302,874	(37,061)	272,209
Administrative and general	1,424,462	1,424,774	1,379,089	(45,685)	1,300,024
Finance	825,856	848,975	733,170	(115,805)	764,771
Information technology	605,867	607,925	583,822	(24,103)	581,880
Property assessment	490,298	490,298	471,022	(19,276)	455,397
Planning	450,934	532,821	319,405	(213,416)	295,210
Building inspection	888,643	889,393	825,947	(63,446)	822,902
Traffic	1,122,767	1,122,809	860,151	(262,658)	878,550
Engineering	872,799	867,549	703,505	(164,044)	742,710
Vehicle maintenance	595,209	599,989	546,996	(52,993)	536,401
Property maintenance	546,825	554,864	465,022	(89,842)	501,838
Total general government	8,960,290	9,093,071	7,910,789	(1,182,282)	7,957,859
Public safety					
Police administration	1,089,979	1,134,356	1,069,221	(65,135)	1,003,770
Police patrol	4,253,231	4,456,670	4,196,875	(259,795)	4,125,512
Criminal investigation	1,266,952	1,269,497	1,249,713	(19,784)	1,166,798
Narcotics task force	47,882	47,882	52,276	4,395	55,502
Telecommunications division	950,370	950,370	902,089	(48,281)	862,157
Municipal judge	511,183	511,183	426,698	(84,485)	419,916
Fire administration	768,031	788,588	480,405	(308,183)	498,705
Fire control	3,942,205	4,173,024	4,000,198	(172,826)	3,962,380
Total public safety	12,829,831	13,331,570	12,377,475	(954,095)	12,094,740
Street & storm sewer maintenance	3,868,662	3,873,572	2,867,471	(1,006,101)	2,975,152
Total expenditures	25,658,783	26,298,212	23,155,735	(3,142,477)	23,027,751
Excess (deficiency) of revenues over (under) expenditures	(7,183,527)	(7,794,746)	(4,103,453)	3,691,293	(5,075,386)
OTHER FINANCING SOURCES (USES)					
Sale of property	-	-	34,126	34,126	-
Transfers in	7,183,527	7,183,528	6,353,718	(829,810)	5,581,888
Transfers out	-	(7,035)	(1,286)	5,749	-
Total other financing sources (uses)	7,183,527	7,176,493	6,386,558	(789,935)	5,581,888
Net change in fund balance	\$ -	\$ (618,254)	2,283,105	\$ 2,901,359	506,502
Fund balance, January 1			25,732,157		25,207,413
Fund balance (deficit), September 30			<u>\$ 28,015,262</u>		<u>\$ 25,713,915</u>

City of Minot, North Dakota
Schedule of Revenue, Expenditures, and Changes in Fund Balance, Budget and Actual
Major Special Revenue Fund
For the Year-to-Date as of September 30, 2017
With Comparative Totals for September 30, 2016

	Sales Tax NAWS			
	Original & Final Budgeted Amounts	2017 Actual Amounts	Variance with Final Budget	2016 Actual Amounts
REVENUES				
Interest income	\$ 39,371	\$ 199,947	\$ 160,576	\$ 293,622
Total revenues	39,371	199,947	160,576	293,622
EXPENDITURES				
General government	7,725,000	685,375	(7,039,625)	409,792
Total expenditures	7,725,000	685,375	(7,039,625)	409,792
Excess (deficiency) of revenues over (under) expenditures	(7,685,629)	(485,428)	7,200,201	(116,170)
OTHER FINANCING SOURCES (USES)				
Transfers out	(37,500)	(3,399,471)	(3,361,971)	(237,899)
Total other financing sources (uses)	(37,500)	(3,399,471)	(3,361,971)	(237,899)
Net change in fund balance	<u>\$ (7,723,129)</u>	(3,884,899)	<u>\$ 3,838,230</u>	(354,069)
Fund balance, January 1		33,063,703		34,100,423
Fund balance (deficit), September 30		<u>\$ 29,178,804</u>		<u>\$ 33,746,354</u>



This page left blank intentionally.

City of Minot, North Dakota
Statement of Fund Net Position
Proprietary Funds
September 30, 2017
With Comparative Totals for September 30, 2016

	Business-Type Activities Enterprise Funds			
	Airport	Sanitation	Water & Sewer	Nonmajor
ASSETS				
Current assets				
Cash and cash equivalents	\$ 5,090,207	\$ 429,811	\$ 20,207,705	\$ 561,096
Restricted cash and cash equivalents	1,195,000	-	2,984,304	-
Investments - certificate of deposits	-	1,009,650	9,123,611	-
Taxes receivable current	39,260	-	-	17,223
Taxes receivable delinquent	1,185	-	-	3,857
Accounts receivable	272,030	664,610	2,815,509	18,236
Allowance for doubtful accounts	-	-	(475,597)	-
Due from other funds	-	-	-	-
Intergovernmental receivable	131,647	1,325,425	1,976,823	-
Inventory	-	-	-	-
Prepaid	4,009	882	8,537	-
Total current assets	6,733,338	3,430,378	36,640,892	600,412
Noncurrent assets				
Restricted cash and cash equivalents	1,016,395	-	807,451	-
Advance from other funds	-	-	3,584,897	-
Other assets - capital credits	29,503	53,724	258,486	7,001
Capital assets				
Land	2,924,004	367,334	2,026,161	315,901
Buildings	52,242,143	2,327,920	6,848,485	150,885
Equipment	11,297,615	7,842,376	8,287,857	602,380
Infrastructure	72,117,682	4,126,280	239,868,990	482,387
Intangible assets	46,816	-	454,849	-
Construction in progress	590,992	4,163,261	43,632,923	-
Total capital assets	139,219,252	18,827,171	301,119,265	1,551,553
Less-accumulated depreciation	(33,733,398)	(5,839,688)	(76,803,852)	(730,187)
Net capital assets	105,485,854	12,987,483	224,315,413	821,366
Total noncurrent assets	106,531,752	13,041,207	228,966,247	828,367
Total assets	113,265,090	16,471,585	265,607,139	1,428,779
DEFERRED OUTFLOWS OF RESOURCES				
Deferred outflows of resources related to pension	281,927	764,797	1,320,905	59,343
Total deferred outflows of resources	281,927	764,797	1,320,905	59,343
LIABILITIES				
Current liabilities				
Accounts payable	10,057	28,442	593,489	240
Due to other funds	-	-	-	-
Accrued salaries payable	48,674	52,111	110,900	7,209
Bonds payable	1,195,000	-	2,855,000	-
Notes payable	-	-	129,304	-
Capital leases payable	1,477	623,700	4,661	-
Total current liabilities	1,255,208	704,253	3,693,354	7,449
Long-term liabilities				
Customer deposits	5,660	-	198,234	600
Bonds payable	27,415,000	-	23,670,000	-
Notes payable	-	-	878,930	-
Unamortized bond discounts	(270,311)	-	(27,463)	-
Unamortized bond premiums	-	-	1,005,084	-
Capital leases payable	190	1,559,297	998	-
Advance to other funds	-	-	4,601,077	-
Accrued MSWLF closure and postclosure care costs	-	1,187,795	-	-
Net pension liability	812,250	3,622,816	7,774,609	499,203
Total long-term liabilities	27,962,789	6,369,908	38,101,469	499,803
Total liabilities	29,217,997	7,074,161	41,794,823	507,252
DEFERRED INFLOWS OF RESOURCES				
Deferred inflows of resources related to pension	30,340	164,295	333,654	49,899
Total deferred inflow of resources	30,340	164,295	333,654	49,899
NET POSITION				
Invested in capital assets	76,603,876	10,804,486	197,070,652	821,366
Restricted for bond covenants	2,211,395	-	3,791,755	-
Unrestricted net position	5,483,409	(806,560)	23,937,160	109,605
Total net position	\$ 84,298,680	\$ 9,997,926	\$ 224,799,567	\$ 930,971

City of Minot, North Dakota
Statement of Fund Net Position
Proprietary Funds
September 30, 2017
With Comparative Totals for September 30, 2016

	Governmental Activities			
	Total Enterprise Funds	Internal Service Funds	Total 2017	Total 2016
ASSETS				
Current assets				
Cash and cash equivalents	\$ 26,288,819	\$ 2,614,803	\$ 28,903,622	\$ 18,180,417
Restricted cash and cash equivalents	4,179,304	-	4,179,304	4,039,895
Investments - certificate of deposits	10,133,261	-	10,133,261	13,059,700
Taxes receivable current	56,483	-	56,483	42,070
Taxes receivable delinquent	5,042	-	5,042	2,547
Accounts receivable	3,770,385	-	3,770,385	8,605,279
Allowance for doubtful accounts	(475,597)	-	(475,597)	(475,597)
Due from other funds	-	-	-	1,013,452
Intergovernmental receivable	3,433,895	-	3,433,895	8,960,938
Inventory	-	347,618	347,618	330,050
Prepaid	13,428	-	13,428	12,163
Total current assets	47,405,020	2,962,421	50,367,441	53,770,914
Noncurrent assets				
Restricted cash and cash equivalents	1,823,846	-	1,823,846	1,550,255
Advance from other funds	3,584,897	-	3,584,897	4,112,317
Other assets - capital credits	348,714	2,232	350,946	324,870
Capital assets				
Land	5,633,400	-	5,633,400	5,455,541
Buildings	61,569,433	-	61,569,433	21,511,039
Equipment	28,030,228	-	28,030,228	20,104,621
Infrastructure	316,595,339	-	316,595,339	269,517,580
Intangible assets	501,665	-	501,665	454,849
Construction in progress	48,387,176	-	48,387,176	112,165,328
Total capital assets	460,717,241	-	460,717,241	429,208,958
Less-accumulated depreciation	(117,107,125)	-	(117,107,125)	(102,391,924)
Net capital assets	343,610,116	-	343,610,116	326,817,034
Total noncurrent assets	349,367,573	2,232	349,369,805	332,804,476
Total assets	396,772,593	2,964,653	399,737,246	386,575,390
DEFERRED OUTFLOWS OF RESOURCES				
Deferred outflows of resources related to pension	2,426,972	-	2,426,972	2,573,944
Total deferred outflows of resources	2,426,972	-	2,426,972	2,573,944
LIABILITIES				
Current liabilities				
Accounts payable	632,228	148,189	780,417	404,735
Due to other funds	-	-	-	1,013,452
Accrued salaries payable	218,894	-	218,894	219,821
Bonds payable	4,050,000	-	4,050,000	3,915,000
Notes payable	129,304	-	129,304	124,895
Capital leases payable	629,838	-	629,838	375,327
Total current liabilities	5,660,264	148,189	5,808,453	6,053,230
Long-term liabilities				
Customer deposits	204,494	-	204,494	202,863
Bonds payable	51,085,000	-	51,085,000	50,615,000
Notes payable	878,930	-	878,930	965,878
Unamortized bond discounts	(297,774)	-	(297,774)	(316,132)
Unamortized bond premiums	1,005,084	-	1,005,084	687,929
Capital leases payable	1,560,485	-	1,560,485	1,110,369
Advance to other funds	4,601,077	-	4,601,077	5,334,564
Accrued MSWLF closure and postclosure care costs	1,187,795	-	1,187,795	1,078,849
Net pension liability	12,708,878	-	12,708,878	12,943,193
Total long-term liabilities	72,933,969	-	72,933,969	72,622,513
Total liabilities	78,594,233	148,189	78,742,422	78,675,743
DEFERRED INFLOWS OF RESOURCES				
Deferred inflows of resources related to pension	578,188	-	578,188	213,060
Total deferred inflow of resources	578,188	-	578,188	213,060
NET POSITION				
Invested in capital assets	285,300,380	-	285,300,380	269,851,622
Restricted for bond covenants	6,003,150	-	6,003,150	5,590,150
Unrestricted net position	28,723,614	2,816,464	31,540,078	34,818,759
Total net position	320,027,144	\$ 2,816,464	322,843,608	310,260,531
Some amounts reported for business-type activities in the statement of net position are different because certain internal service fund assets and liabilities are included.				
	501,605		501,605	393,169
	<u>\$ 320,528,749</u>		<u>\$ 323,345,213</u>	<u>\$ 310,653,700</u>

City of Minot, North Dakota
Statement of Revenues, Expenses, and Changes in Fund Net Position
Proprietary Funds
For the Year-to-Date as of September 30, 2017
With Comparative Totals for September 30, 2016

	Business-Type Activities			
	Enterprise Funds			
	Airport	Sanitation	Water & Sewer	Nonmajor
OPERATING REVENUES				
Sales	\$ -	\$ -	\$ -	\$ -
Cost of goods sold	-	-	-	-
Gross margin	-	-	-	-
Charges for services	2,901,277	4,118,241	16,039,681	257,908
Employer	-	-	-	-
Employee	-	-	-	-
Miscellaneous	-	-	10,423	-
Total operating revenues	2,901,277	4,118,241	16,050,104	257,908
OPERATING EXPENSES				
Salaries	895,555	987,919	1,948,703	178,389
Employee benefits	290,499	402,238	770,106	81,422
Professional services	569,074	26,739	135,386	279
Property services	210,523	271,527	1,901,222	21,349
Purchased services	62,110	30,249	549,259	6,084
Supplies	320,248	206,445	1,808,138	13,039
Sundry	221,047	463,009	1,306,336	32,565
Insurance claims	-	-	-	-
Amortization	-	-	-	-
Depreciation	4,348,951	749,257	8,618,979	36,874
Total operating expenses	6,918,007	3,137,383	17,038,129	370,001
Operating income (loss)	(4,016,730)	980,858	(988,025)	(112,093)
NON-OPERATING REVENUES (EXPENSES)				
Property tax collections	530,269	-	-	225,981
Intergovernmental revenues (expenses)	186,268	(102,041)	475,350	(339)
Interest income (expense)	188	1,862	72,943	-
Miscellaneous income (expense)	35,195	41,321	149,488	5,436
Gain (loss) on sale of City property	10,370	800	28,506	5,500
Passenger facility charge income	413,797	-	-	-
Customer facility charge income	161,704	-	-	-
Interest and fiscal charges	(765,381)	-	(789,885)	-
Total non-operating revenues (expenses)	572,410	(58,058)	(63,598)	236,578
Income (loss) before contributions and transfers	(3,444,320)	922,800	(1,051,623)	124,485
Capital contributions	413,999	2,605,488	7,826,451	-
Transfers in	23,456	149,187	4,364,494	31,763
Transfers out	-	(288,696)	(1,326,611)	-
Total contributions and transfers	437,455	2,465,979	10,864,334	31,763
Change in net position	(3,006,865)	3,388,779	9,812,711	156,248
Net position, January 1	87,305,545	6,609,147	214,986,856	774,723
Net position, September 30	\$ 84,298,680	\$ 9,997,926	\$ 224,799,567	\$ 930,971

City of Minot, North Dakota
Statement of Revenues, Expenses, and Changes in Fund Net Position
Proprietary Funds
For the Year-to-Date as of September 30, 2017
With Comparative Totals for September 30, 2016

		Governmental Activities		
	Total Enterprise Funds	Internal Service Funds	Total 2017	Total 2016
OPERATING REVENUES				
Sales	\$ -	\$ 97,653	\$ 97,653	\$ 532,855
Cost of goods sold	-	(97,195)	(97,195)	(532,203)
Gross margin	-	458	458	652
Charges for services	23,317,107	-	23,317,107	26,357,059
Employer	-	2,104,761	2,104,761	1,901,489
Employee	-	637,914	637,914	553,484
Miscellaneous	10,423	79,881	90,304	47,892
Total operating revenues	23,327,530	2,823,014	26,150,544	28,860,576
OPERATING EXPENSES				
Salaries	4,010,566	-	4,010,566	3,944,119
Employee benefits	1,544,265	-	1,544,265	1,534,690
Professional services	731,478	-	731,478	1,109,312
Property services	2,404,621	-	2,404,621	3,147,625
Purchased services	647,702	-	647,702	643,951
Supplies	2,347,870	-	2,347,870	2,469,784
Sundry	2,022,957	-	2,022,957	1,944,262
Insurance claims	-	2,481,334	2,481,334	2,175,196
Amortization	-	-	-	5,330
Depreciation	13,754,061	-	13,754,061	10,851,753
Total operating expenses	27,463,520	2,481,334	29,944,854	27,826,022
Operating income (loss)	(4,135,990)	341,680	(3,794,310)	1,034,554
NON-OPERATING REVENUES (EXPENSES)				
Property tax collections	756,250	-	756,250	372,639
Intergovernmental revenues (expenses)	559,238	-	559,238	415,419
Interest income (expense)	74,993	-	74,993	155,063
Miscellaneous income (expense)	231,440	(156,665)	74,775	(543,880)
Gain (loss) on sale of City property	45,176	-	45,176	(163,332)
Passenger facility charge income	413,797	-	413,797	452,990
Customer facility charge income	161,704	-	161,704	166,673
Interest and fiscal charges	(1,555,266)	-	(1,555,266)	(1,585,057)
Total non-operating revenues (expenses)	687,332	(156,665)	530,667	(729,485)
Income (loss) before contributions and transfers	(3,448,658)	185,015	(3,263,643)	305,069
Capital contributions	10,845,938	-	10,845,938	17,990,107
Transfers in	4,568,900	-	4,568,900	1,518,875
Transfers out	(1,615,307)	-	(1,615,307)	(8,036,688)
Total contributions and transfers	13,799,531	-	13,799,531	11,472,294
Change in net position	10,350,873	185,015		
Net position, January 1	309,676,271	2,631,449		
Net position, September 30	\$ 320,027,144	\$ 2,816,464		
Change in net position enterprise funds only			10,350,873	10,774,505
Adjustment to reflect the consolidation of internal service fund activities to enterprise funds			108,436	(17,497)
Change in net position of business-type activities			\$ 10,459,309	\$ 10,757,008

City of Minot, North Dakota
Statement of Cash Flows
Proprietary Funds
For the Year-to-Date as of September 30, 2017
With Comparative Totals for September 30, 2016

	Business-Type Activities Enterprise Funds			
	Airport	Sanitation	Water & Sewer	Nonmajor
CASH FLOWS FROM OPERATING ACTIVITIES				
Receipts from customers and users	\$ 4,453,202	\$ 3,819,758	\$ 16,479,349	\$ 267,798
Payments to suppliers	(2,618,860)	(980,825)	(11,237,980)	(106,907)
Payments to employees	(2,024,718)	(1,459,268)	(2,800,207)	(279,991)
Internal activity - payments from other funds	-	-	-	-
Due from other agencies	1,253,778	(1,223,384)	7,633,751	5,565
Net cash provided (used) by operating activities	1,063,402	156,281	10,074,913	(113,535)
CASH FLOWS FROM NONCAPITAL FINANCING ACTIVITIES				
Taxes received	751,732	(60,720)	624,838	231,078
Transfers in	23,456	149,187	4,364,494	31,763
Transfers out	-	(288,696)	(1,326,611)	-
Internal activity - payments from other funds	-	-	442,097	-
Internal activity - payments to other funds	-	-	(595,102)	-
Net cash provided (used) by noncapital financing activities	775,188	(200,229)	3,509,716	262,841
CASH FLOWS FROM CAPITAL AND RELATED FINANCING ACTIVITIES				
Capital contributions	413,999	2,605,488	7,826,451	-
Passenger facility charges	413,797	-	-	-
Customer facility charges	161,704	-	-	-
Acquisition and construction of capital assets	(424,597)	(4,218,720)	(13,468,717)	(18,013)
Disposal of capital assets	27,010	799	61,531	5,500
Capital lease payment	(799)	(778,744)	(2,549)	-
Principal paid on capital debt	(1,170,000)	-	(3,051,628)	-
Interest paid on capital debt	(765,381)	-	(789,885)	-
Net cash provided (used) by capital and related financing activities	(1,344,267)	(2,391,177)	(9,424,797)	(12,513)
CASH FLOWS FROM INVESTING ACTIVITIES				
Interest and dividends	188	1,862	72,943	-
Net cash provided by investing activities	188	1,862	72,943	-
Net increase (decrease) in cash and cash equivalents	494,511	(2,433,263)	4,232,775	136,793
Cash and cash equivalents, January 1	6,807,091	3,872,724	28,890,296	424,303
Cash and cash equivalents, September 30	\$ 7,301,602	\$ 1,439,461	\$ 33,123,071	\$ 561,096
Cash and cash equivalents are comprised of the following:				
Cash and cash equivalents	\$ 5,090,207	\$ 429,811	\$ 20,207,705	\$ 561,096
Investments - certificate of deposits	-	1,009,650	9,123,611	-
Restricted cash and cash equivalents - current	1,195,000	-	2,984,304	-
Restricted cash and cash equivalents - noncurrent	1,016,395	-	807,451	-
Total cash and cash equivalents on the Statement of Net Position	\$ 7,301,602	\$ 1,439,461	\$ 33,123,071	\$ 561,096
RECONCILIATION OF OPERATING INCOME (LOSS) TO NET CASH PROVIDED (USED) BY OPERATING ACTIVITIES				
Operating income (loss)	\$ (4,016,730)	\$ 980,858	\$ (988,025)	\$ (112,093)
Adjustments to reconcile operating income (loss) to net cash provided (used) by operating activities				
Depreciation expense	4,348,951	749,257	8,618,979	36,874
Amortization expense	-	-	-	-
Change in assets and liabilities				
Taxes receivable	(33,506)	-	-	649
Receivables, net	775,857	(299,262)	451,553	9,159
Accrued interest receivable	-	2,100	14,700	-
Inventory	-	-	-	-
Prepaid	(1,553)	(715)	17,743	82
Accounts payable	(947,901)	17,144	(1,736,301)	(33,591)
Retainage payable	(33,126)	-	(3,570,279)	-
Due from other funds	-	-	-	-
Due to other funds	-	-	-	-
Intergovernmental receivables	1,253,778	(1,223,384)	7,633,751	9,149
Accrued salaries payable	(26,414)	(69,111)	(81,398)	2,527
Insurance claims payable	-	-	-	-
Accrued interest payable	(255,127)	-	(231,321)	(22,707)
Customer deposits	296	-	262	-
Other assets/liabilities	(1,123)	(606)	(20,763)	(3,584)
Net pension liability	(812,250)	-	-	-
Unearned revenue - other	812,250	-	(33,988)	-
Net cash provided (used) by operating activities	\$ 1,063,402	\$ 156,281	\$ 10,074,913	\$ (113,535)
NONCASH CAPITAL ACTIVITY				
Borrowing under capital lease	\$ -	\$ 1,836,498	\$ -	\$ -

City of Minot, North Dakota
Statement of Cash Flows
Proprietary Funds
For the Year-to-Date as of September 30, 2017
With Comparative Totals for September 30, 2016

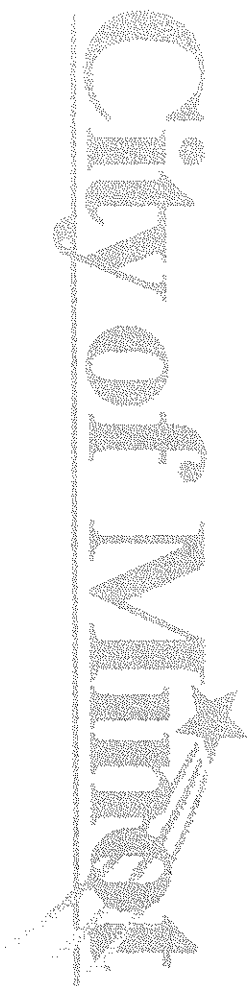
	Total Enterprise Funds	Governmental Activities Internal Service Funds	Total 2017	Total 2016
CASH FLOWS FROM OPERATING ACTIVITIES				
Receipts from customers and users	\$ 25,020,107	\$ 2,933,919	\$ 27,954,026	\$ 24,240,625
Payments to suppliers	(14,944,572)	(2,634,991)	(17,579,563)	(28,325,747)
Payments to employees	(6,564,184)	-	(6,564,184)	(5,647,973)
Internal activity - payments from other funds	-	-	-	(1,013,452)
Due from other agencies	7,669,710	-	7,669,710	1,645,157
Net cash provided (used) by operating activities	11,181,061	298,928	11,479,989	(9,101,390)
CASH FLOWS FROM NONCAPITAL FINANCING ACTIVITIES				
Taxes received	1,546,928	-	1,546,928	294,542
Transfers in	4,568,900	-	4,568,900	1,518,875
Transfers out	(1,615,307)	-	(1,615,307)	(8,036,688)
Internal activity - payments from other funds	442,097	(156,665)	285,432	(461,225)
Internal activity - payments to other funds	(595,102)	-	(595,102)	(53,229)
Net cash provided (used) by noncapital financing activities	4,347,516	(156,665)	4,190,851	(6,737,725)
CASH FLOWS FROM CAPITAL AND RELATED FINANCING ACTIVITIES				
Capital contributions	10,845,938	-	10,845,938	17,990,107
Passenger facility charges	413,797	-	413,797	452,990
Customer facility charges	161,704	-	161,704	166,673
Acquisition and construction of capital assets	(18,130,047)	-	(18,130,047)	(34,085,176)
Disposal of capital assets	94,840	-	94,840	(294,986)
Capital lease payment	(782,092)	-	(782,092)	(360,035)
Principal paid on capital debt	(4,221,628)	-	(4,221,628)	(4,240,208)
Interest paid on capital debt	(1,555,266)	-	(1,555,266)	(1,439,387)
Net cash provided (used) by capital and related financing activities	(13,172,754)	-	(13,172,754)	(21,810,022)
CASH FLOWS FROM INVESTING ACTIVITIES				
Interest and dividends	74,993	-	74,993	155,063
Net cash provided by investing activities	74,993	-	74,993	155,063
Net increase (decrease) in cash and cash equivalents	2,430,816	142,263	2,573,079	(37,494,074)
Cash and cash equivalents, January 1	39,994,414	2,472,540	42,466,954	65,349,710
Cash and cash equivalents, September 30	\$ 42,425,230	\$ 2,614,803	\$ 45,040,033	\$ 27,855,636
Cash and cash equivalents are comprised of the following:				
Cash and cash equivalents	\$ 26,288,819	\$ 2,614,803	\$ 28,903,622	\$ 9,205,786
Investments - certificate of deposits	10,133,261	-	10,133,261	13,059,700
Restricted cash and cash equivalents - current	4,179,304	-	4,179,304	4,039,895
Restricted cash and cash equivalents - noncurrent	1,823,846	-	1,823,846	1,550,255
Total cash and cash equivalents on the Statement of Net Position	\$ 42,425,230	\$ 2,614,803	\$ 45,040,033	\$ 27,855,636
RECONCILIATION OF OPERATING INCOME (LOSS) TO NET CASH PROVIDED (USED) BY OPERATING ACTIVITIES				
Operating income (loss)	\$ (4,135,990)	\$ 341,680	\$ (3,794,310)	\$ 115,019
Adjustments to reconcile operating income (loss) to net cash provided (used) by operating activities				
Depreciation expense	13,754,061	-	13,754,061	10,851,753
Amortization expense	-	-	-	5,330
Change in assets and liabilities				
Taxes receivable	(32,857)	-	(32,857)	(33,876)
Receivables, net	937,307	71	937,378	(4,194,486)
Accrued interest receivable	16,800	-	16,800	8,861
Inventory	-	13,639	13,639	(17,541)
Prepaid	15,557	-	15,557	18,021
Accounts payable	(2,700,649)	79,841	(2,620,808)	(7,603,881)
Retainage payable	(3,603,405)	-	(3,603,405)	(8,107,407)
Due from other funds	-	-	-	(1,013,452)
Due to other funds	-	-	-	1,013,452
Intergovernmental receivables	7,673,294	-	7,673,294	631,781
Accrued salaries payable	(174,396)	-	(174,396)	(148,343)
Insurance claims payable	-	(136,303)	(136,303)	(142,927)
Accrued interest payable	(509,155)	-	(509,155)	(468,275)
Customer deposits	558	-	558	1,405
Other assets/liabilities	(26,076)	-	(26,076)	(11,149)
Net pension liability	(812,250)	-	(812,250)	-
Unearned revenue - other	778,262	-	778,262	(5,675)
Net cash provided (used) by operating activities	\$ 11,181,061	\$ 298,928	\$ 11,479,989	\$ (9,101,390)
NONCASH CAPITAL ACTIVITY				
Borrowing under capital lease	\$ 1,836,498	\$ -	\$ 1,836,498	\$ -

City of Minot, North Dakota
Statement of Fiduciary Net Position
Fiduciary Funds
September 30, 2017

	Pension Trust Fund	OPEB Trust Fund	Agency Funds
ASSETS			
Cash and cash equivalents	\$ 16,185	\$ -	\$ 368,672
Investments			
Money market	182,278	22,098	
Equity/stocks	41,885,208	683,307	
Fixed income	23,248,954	384,322	
Alternative	4,470,861	69,577	
Total investments	69,787,301	1,159,304	
Accounts receivable	-	-	5,173
Due from other funds	188,195	-	-
Total assets	69,991,681	1,159,304	<u>\$ 373,845</u>
LIABILITIES			
Accounts payable	-	-	\$ 373,845
Due to other funds	-	188,195	-
Total liabilities	-	188,195	<u>\$ 373,845</u>
NET POSITION			
Restricted for pension benefits	69,991,681	-	
Restricted for OPEB benefits	-	971,109	
Total net position	<u>\$ 69,991,681</u>	<u>\$ 971,109</u>	

City of Minot, North Dakota
Statement of Changes in Fiduciary Net Position
Fiduciary Funds
For the Year-to-Date as of September 30, 2017
With Comparative Totals for September 30, 2016

	Pension Trust Fund	OPEB Trust Fund	2017 Total	2016 Total
ADDITIONS				
Contributions				
Employer	\$ 3,511,862	\$ 41,482	\$ 3,553,344	\$ 3,701,099
Employee	1,743,483	337,581	2,081,064	2,189,852
Total contributions	5,255,345	379,063	5,634,408	5,890,951
Investment income				
Interest and dividends	1,128,822	15,160	1,143,982	1,113,419
Net increase (decrease) in the fair value of investments	6,219,602	112,871	6,332,473	3,090,792
Total investment income	7,348,424	128,031	7,476,455	4,204,211
Less investment expense	95,754	1,703	97,457	115,095
Net investment income	7,252,670	126,328	7,378,998	4,089,116
Total additions	12,508,015	505,391	13,013,406	9,980,067
DEDUCTIONS				
Benefits paid to plan member and beneficiaries	5,978,502	-	5,978,502	5,808,939
Refunds paid to plan member and beneficiaries	321,577	-	321,577	311,610
Retiree claims	-	370,858	370,858	360,767
Third party premiums	-	141,718	141,718	149,374
Administrative expenses	154,008	13,200	167,208	166,102
Total deductions	6,454,087	525,776	6,979,863	6,796,792
Change in net position	6,053,928	(20,385)	6,033,543	3,183,275
Net position, January 1	63,937,753	991,494	64,929,247	62,230,549
Net position, September 30	\$ 69,991,681	\$ 971,109	\$ 70,962,790	\$ 65,413,824



This page left blank intentionally.

City of Minot, North Dakota
Schedule of Revenue, Expenditures, and Changes in Fund Balance, Budget and Actual
Major Debt Service Fund
For the Year-to-Date as of September 30, 2017
With Comparative Totals for September 30, 2016

	Special Assessment Debt			
	Original & Final Budgeted Amounts	2017 Actual Amounts	Variance with Final Budget	2016 Actual Amounts
REVENUES				
Property tax collections	\$ 68,640	\$ 79,264	\$ 10,624	\$ 72,868
Special assessment collections	3,055,100	1,876,142	(1,178,958)	3,853,992
Interest income	-	49,375	49,375	47,513
Total revenues	3,123,740	2,004,781	(1,118,959)	3,974,373
EXPENDITURES				
Debt service				
Principal retirement	-	2,075,000	2,075,000	2,290,000
Interest and fiscal charges	537,215	674,684	137,469	735,729
Total expenditures	537,215	2,749,684	2,212,469	3,025,729
Excess (deficiency) of revenues over (under) expenditures	2,586,524	(744,903)	(3,331,427)	948,644
OTHER FINANCING SOURCES (USES)				
Transfers in	198,341	741	(197,600)	40,062
Total other financing sources (uses)	198,341	741	(197,600)	40,062
Net change in fund balance	<u>\$ 2,784,865</u>	<u>(744,162)</u>	<u>\$ (3,529,027)</u>	988,706
Fund balance, January 1		5,359,769		4,501,204
Fund balance (deficit), September 30		<u>\$ 4,615,607</u>		<u>\$ 5,489,910</u>

City of Minot, North Dakota
Combining Balance Sheet
Nonmajor Governmental Funds
September 30, 2017
With Comparative Totals for September 30, 2016

	Special Revenue Funds	Debt Service Fund	Capital Project Funds	Total Nonmajor Governmental Funds 2017	Total Nonmajor Governmental Funds 2016
ASSETS					
Cash and investments	\$ 9,416,681	\$ 147,793	\$ 1,421,825	\$ 10,986,299	\$ 12,980,066
Restricted cash and investments	39,146,389	764,959	58,416	39,969,764	39,191,581
Taxes receivable current	232,679	220,312	51,043	504,034	873,083
Taxes receivable delinquent	60,245	29,580	35,704	125,529	123,302
Special assessments receivable current	20,709	-	-	20,709	1,571
Special assessments receivable delinquent	3,767	-	-	3,767	7,196
Accounts receivable	199,623	-	-	199,623	57,520
Loans receivable	1,850,800	-	-	1,850,800	1,850,800
Allowance for loans receivable	(370,160)	-	-	(370,160)	(370,160)
Due from other funds	375,151	-	-	375,151	315,575
Intergovernmental receivable	1,417,814	-	467,024	1,884,838	1,641,904
Inventory	8,479	-	-	8,479	6,083
Prepaid	24,290	-	-	24,290	23,260
Other assets - capital credits	40,086	-	-	40,086	37,304
Advance to other funds	-	103,527	-	103,527	143,527
Special assessments receivable deferred	77,085	-	-	77,085	95,141
Total assets	<u>\$ 52,503,638</u>	<u>\$ 1,266,171</u>	<u>\$ 2,034,012</u>	<u>\$ 55,803,821</u>	<u>\$ 56,977,753</u>
LIABILITIES					
Accounts payable	\$ 192,678	\$ -	\$ 6,079	\$ 198,757	\$ 104,143
Due to other funds	375,151	-	-	375,151	315,575
Accrued salaries payable	96,059	-	-	96,059	82,489
Unearned revenue - other	102,193	-	-	102,193	-
Total liabilities	<u>766,081</u>	<u>-</u>	<u>6,079</u>	<u>772,160</u>	<u>502,207</u>
DEFERRED INFLOWS OF RESOURCES					
Uncertified special assessment revenue	77,085	-	-	77,085	95,141
Unavailable revenue - property taxes	292,924	249,892	86,747	629,563	996,385
Unavailable revenue - special assessments	24,476	-	-	24,476	8,767
Total deferred inflows of resources	<u>394,485</u>	<u>249,892</u>	<u>86,747</u>	<u>731,124</u>	<u>1,100,293</u>
FUND BALANCE					
Nonspendable	1,072,855	103,527	-	1,176,382	1,298,374
Restricted	40,092,631	764,959	100,038	40,957,628	39,899,596
Assigned	10,177,586	147,793	1,841,148	12,166,527	14,177,283
Total fund balance	<u>51,343,072</u>	<u>1,016,279</u>	<u>1,941,186</u>	<u>54,300,537</u>	<u>55,375,253</u>
Total liabilities, inflows, and fund balance	<u>\$ 52,503,638</u>	<u>\$ 1,266,171</u>	<u>\$ 2,034,012</u>	<u>\$ 55,803,821</u>	<u>\$ 56,977,753</u>

City of Minot, North Dakota
Combining Statement of Revenues, Expenditures, and Changes in Fund Balances
Nonmajor Governmental Funds
For the Year-to-Date as of September 30, 2017
With Comparative Totals for September 30, 2016

	Special Revenue Funds	Debt Service Fund	Capital Project Funds	Total Nonmajor Governmental Funds 2017	Total Nonmajor Governmental Funds 2016
REVENUES					
Property tax collections	\$ 3,015,747	\$ 2,832,255	\$ 716,296	\$ 6,564,298	\$ 6,946,386
Special assessment collections	22,163	-	-	22,163	6,926
Sales tax collections	13,495,103	-	-	13,495,103	14,433,635
Intergovernmental	4,449,079	-	78,777	4,527,856	2,722,673
Charges for services	390,715	-	-	390,715	453,199
Interest income	292	-	-	292	144
Miscellaneous	74,272	-	61,542	135,814	143,700
Total revenues	21,447,371	2,832,255	856,615	25,136,241	24,706,663
EXPENDITURES					
Current					
General government	6,615,145	-	-	6,615,145	2,002,377
Highways and streets	2,392,405	-	-	2,392,405	1,271,105
Culture and recreation	3,733,353	-	-	3,733,353	5,256,713
Economic Development	696,231	-	-	696,231	929,298
Capital outlay					
Contracted work	-	-	1,335,633	1,335,633	1,354,676
Equipment	-	-	622,104	622,104	2,221,332
Other	-	-	18,744	18,744	115,631
Acquisitions	-	-	238,595	238,595	114,000
Engineering	-	-	65,686	65,686	1,827,121
Debt service					
Principal retirement	-	2,480,000	-	2,480,000	2,190,000
Interest and fiscal charges	-	610,417	-	610,417	355,185
Total expenditures	13,437,134	3,090,417	2,280,762	18,808,313	17,639,543
Excess (deficiency) of revenues over (under) expenditures	8,010,237	(258,162)	(1,424,147)	6,327,928	7,067,120
OTHER FINANCING SOURCES (USES)					
Sale of City property	5,000	-	27,998	32,998	86,486
Transfers in	4,207,545	3,071	1,863,276	6,073,892	8,744,457
Transfers out	(12,137,675)	(6,138)	(29,674)	(12,173,487)	(15,243,948)
Total other financing sources (uses)	(7,925,130)	(3,067)	1,861,600	(6,066,597)	(6,413,005)
Net change in fund balance	85,107	(261,229)	437,453	261,331	654,115
Fund balance, January 1	51,257,965	1,277,508	1,503,733	54,039,206	54,721,138
Fund balance (deficit), September 30	\$ 51,343,072	\$ 1,016,279	\$ 1,941,186	\$ 54,300,537	\$ 55,375,253

City of Minot, North Dakota

Nonmajor Special Revenue Funds

SPECIAL REVENUE FUNDS – Funds used to account for and report the proceeds of specific revenue sources restricted or committed to expenditure for specified purposes other than debt service or capital projects. (GASB Statement No 54, paragraph 30) Additional information is provided below for some of the nonmajor funds in this category.

Public Transportation - To account for the provisions of transportation services to the residents of the City and surrounding area. Funding is provided by a specific annual property tax levy in addition to miscellaneous revenues such as user fees and grants.

Library - To account for the operation and maintenance of the City's library. Financing is provided by a specific annual property tax levy to the extent miscellaneous revenues such as state grants, rental income and various other funds and fees are not sufficient to provide adequate financing. Property taxes are levied in accordance with ND Century Code Sec. 40-37-01.

Recreation/Auditorium - To account for the operation and maintenance of the City's recreation program and facilities. Financing is provided by a specific annual property tax levy in addition to miscellaneous revenues such as user fees, concessions, and facility rentals.

Emergency Fund - Accounts for amounts set aside for use in emergency situations caused by natural forces. This funding is provided for by ND Century Code Sec. 57-15-48 and is limited to a maximum of unexpended funds equal to three dollars per capita.

Sales Tax – The first penny sales tax is dedicated 10% to property tax, 15% to economic development, and 25% to improvements, 50% to flood control. The second penny sales tax is dedicated 30% to property tax relief and community facilities and 40% to infrastructure.

Sidewalk Improvement - To account for the maintenance of sidewalks within the City of Minot. City sidewalk maintenance is funded by a tax levy dollars.

Street Improvements - To account for the annual street improvement and street seal programs. The City has a budgeted levy for this program.

Demolitions - To account for the demolition of condemned property within the City. Special assessments are levied against benefiting property owners.

Community Development Block Grant - Disaster Recover \$67.5 million Fund - To account for the \$67.5 million grant received to assist the City of Minot in recovering from the 2011 flood.

Community Development Block Grant - Disaster Recover \$35 million Fund - To account for the \$35 million grant received to assist the City of Minot in recovering from the 2011 flood.

National Disaster Resilience \$74.3 million Fund - To account for the \$74.3 million grant received to assist the City of Minot in reducing flood risk and increase resilience, building affordable resilient neighborhoods, and fostering economic resilience and diversification.

City of Minot, North Dakota
Combining Balance Sheet
Nonmajor Special Revenue Funds
September 30, 2017
With Comparative Totals for September 30, 2016

	Public Transportation	Library	Recreation Auditorium	Emergency Fund	Sales Tax Property Tax Relief-1st Penny	Sales Tax Economic Development
ASSETS						
Cash and investments	\$ 611,634	\$ 598,915	\$ 1,662,283	\$ -	\$ -	\$ -
Restricted cash and investments	-	-	-	-	65,779	8,096,989
Taxes receivable current	29,828	90,902	105,627	5,895	-	-
Taxes receivable delinquent	6,581	13,522	21,579	6,004	-	-
Special assessment current	-	-	-	-	-	-
Special assessments delinquent	-	-	-	-	-	-
Accounts receivable	500	51,816	12,157	-	-	-
Loans receivable	-	-	-	-	-	1,850,800
Allowance for loans receivable	-	-	-	-	-	(370,160)
Due from other funds	-	-	106,091	-	-	-
Intergovernmental receivable	-	-	-	817,240	-	-
Inventory	-	-	8,479	-	-	-
Prepaid	25	22,119	2,146	-	-	-
Other assets - capital credits	16,158	11,078	12,377	473	-	-
Special assessments receivable deferred	-	-	-	-	-	-
Total assets	<u>\$ 664,726</u>	<u>\$ 788,352</u>	<u>\$ 1,930,739</u>	<u>\$ 829,612</u>	<u>\$ 65,779</u>	<u>\$ 9,577,629</u>
LIABILITIES						
Accounts payable	\$ 680	\$ 1,053	\$ 188,515	\$ -	\$ -	\$ -
Due to other funds	-	-	-	106,091	-	-
Accrued salaries payable	18,589	31,305	30,317	-	-	-
Unearned revenue - other	-	-	-	-	-	-
Total liabilities	<u>19,269</u>	<u>32,358</u>	<u>218,832</u>	<u>106,091</u>	<u>-</u>	<u>-</u>
DEFERRED INFLOWS OF RESOURCES						
Uncertified special assessment revenue	-	-	-	-	-	-
Unavailable revenue - property taxes	36,409	104,424	127,206	11,899	-	-
Unavailable revenue - special assessments	-	-	-	-	-	-
Total deferred inflows of resources	<u>36,409</u>	<u>104,424</u>	<u>127,206</u>	<u>11,899</u>	<u>-</u>	<u>-</u>
FUND BALANCE						
Nonspendable	16,183	33,197	23,002	473	-	1,000,000
Restricted	-	-	-	-	65,779	8,577,629
Assigned	592,865	618,373	1,561,699	711,149	-	-
Total fund balance	<u>609,048</u>	<u>651,570</u>	<u>1,584,701</u>	<u>711,622</u>	<u>65,779</u>	<u>9,577,629</u>
Total liabilities, inflows and fund balance	<u>\$ 664,726</u>	<u>\$ 788,352</u>	<u>\$ 1,930,739</u>	<u>\$ 829,612</u>	<u>\$ 65,779</u>	<u>\$ 9,577,629</u>

City of Minot, North Dakota
Combining Balance Sheet
Nonmajor Special Revenue Funds
September 30, 2017
With Comparative Totals for September 30, 2016

	Sales Tax Improvements	Sales Tax Flood Control	Sidewalk Improvements	Street Improvements	Demolitions	Sales Tax Property Tax Relief-2nd Penny
ASSETS						
Cash and investments	\$ -	\$ -	\$ 94,076	\$ 5,401,399	\$ 1,048,374	\$ -
Restricted cash and investments	4,780,468	11,611,420	-	-	-	104,239
Taxes receivable current	-	-	-	-	427	-
Taxes receivable delinquent	-	-	1,744	3,863	6,952	-
Special assessment current	-	-	-	-	20,709	-
Special assessments delinquent	-	-	402	-	3,365	-
Accounts receivable	-	-	-	-	-	-
Loans receivable	-	-	-	-	-	-
Allowance for loans receivable	-	-	-	-	-	-
Due from other funds	-	-	-	-	-	-
Intergovernmental receivable	-	61,725	-	253,430	-	-
Inventory	-	-	-	-	-	-
Prepaid	-	-	-	-	-	-
Other assets - capital credits	-	-	-	-	-	-
Special assessments receivable deferred	-	-	22,593	-	54,492	-
Total assets	<u>\$ 4,780,468</u>	<u>\$ 11,673,145</u>	<u>\$ 118,815</u>	<u>\$ 5,658,692</u>	<u>\$ 1,134,319</u>	<u>\$ 104,239</u>
LIABILITIES						
Accounts payable	\$ -	\$ 333	\$ -	\$ 1,533	\$ 53	\$ -
Due to other funds	-	-	-	-	-	-
Accrued salaries payable	-	-	-	-	-	-
Unearned revenue - other	-	-	-	102,193	-	-
Total liabilities	<u>-</u>	<u>333</u>	<u>-</u>	<u>103,726</u>	<u>53</u>	<u>-</u>
DEFERRED INFLOWS OF RESOURCES						
Uncertified special assessment revenue	-	-	22,593	-	54,492	-
Unavailable revenue - property taxes	-	-	1,744	3,863	7,379	-
Unavailable revenue - special assessments	-	-	402	-	24,074	-
Total deferred inflows of resources	<u>-</u>	<u>-</u>	<u>24,739</u>	<u>3,863</u>	<u>85,945</u>	<u>-</u>
FUND BALANCE						
Nonspendable	-	-	-	-	-	-
Restricted	4,780,468	11,672,812	-	-	-	104,239
Assigned	-	-	94,076	5,551,103	1,048,321	-
Total fund balance	<u>4,780,468</u>	<u>11,672,812</u>	<u>94,076</u>	<u>5,551,103</u>	<u>1,048,321</u>	<u>104,239</u>
Total liabilities, inflows and fund balance	<u>\$ 4,780,468</u>	<u>\$ 11,673,145</u>	<u>\$ 118,815</u>	<u>\$ 5,658,692</u>	<u>\$ 1,134,319</u>	<u>\$ 104,239</u>

City of Minot, North Dakota
Combining Balance Sheet
Nonmajor Special Revenue Funds
September 30, 2017
With Comparative Totals for September 30, 2016

	Sales Tax Infrastructure	Sales Tax Community Facilities	CDBG-DR \$67.5M	CDBG-DR \$35 M	National Disaster Resilience \$74.3M	Total 2017	Total 2016
ASSETS							
Cash and investments	\$ -	\$ -	\$ -	\$ -	\$ -	\$ 9,416,681	\$ 11,212,814
Restricted cash and investments	7,365,386	7,122,108	-	-	-	39,146,389	37,837,382
Taxes receivable current	-	-	-	-	-	232,679	438,664
Taxes receivable delinquent	-	-	-	-	-	60,245	75,361
Special assessment current	-	-	-	-	-	20,709	1,571
Special assessments delinquent	-	-	-	-	-	3,767	7,196
Accounts receivable	135,150	-	-	-	-	199,623	57,520
Loans receivable	-	-	-	-	-	1,850,800	1,850,800
Allowance for loans receivable	-	-	-	-	-	(370,160)	(370,160)
Due from other funds	-	269,060	-	-	-	375,151	315,575
Intergovernmental receivable	-	-	12,155	2,656	270,608	1,417,814	1,365,978
Inventory	-	-	-	-	-	8,479	6,083
Prepaid	-	-	-	-	-	24,290	23,260
Other assets - capital credits	-	-	-	-	-	40,086	37,304
Special assessments receivable deferred	-	-	-	-	-	77,085	95,141
Total assets	\$ 7,500,536	\$ 7,391,168	\$ 12,155	\$ 2,656	\$ 270,608	\$ 52,503,638	\$ 52,954,489
LIABILITIES							
Accounts payable	\$ -	\$ -	\$ -	\$ 511	\$ -	\$ 192,678	\$ 103,655
Due to other funds	-	-	6,923	-	262,137	375,151	315,575
Accrued salaries payable	-	-	5,232	2,145	8,471	96,059	82,489
Unearned revenue - other	-	-	-	-	-	102,193	-
Total liabilities	-	-	12,155	2,656	270,608	766,081	501,719
DEFERRED INFLOWS OF RESOURCES							
Uncertified special assessment revenue	-	-	-	-	-	77,085	95,141
Unavailable revenue - property taxes	-	-	-	-	-	292,924	514,025
Unavailable revenue - special assessments	-	-	-	-	-	24,476	8,767
Total deferred inflows of resources	-	-	-	-	-	394,485	617,933
FUND BALANCE							
Nonspendable	-	-	-	-	-	1,072,855	1,154,847
Restricted	7,500,536	7,391,168	-	-	-	40,092,631	38,545,397
Assigned	-	-	-	-	-	10,177,586	12,134,593
Total fund balance	7,500,536	7,391,168	-	-	-	51,343,072	51,834,837
Total liabilities, inflows and fund balance	\$ 7,500,536	\$ 7,391,168	\$ 12,155	\$ 2,656	\$ 270,608	\$ 52,503,638	\$ 52,954,489

City of Minot, North Dakota
Combining Statement of Revenues, Expenditures, and Changes in Fund Balances
Nonmajor Special Revenue Funds
For the Year-to-Date as of September 30, 2017
With Comparative Totals for September 30, 2016

	Public Transportation	Library	Recreation Auditorium	Emergency Fund	Sales Tax Property Tax Relief-1st Penny	Sales Tax Economic Development
REVENUES						
Property tax collections	\$ 389,158	\$ 1,145,132	\$ 1,366,997	\$ 89,090	\$ -	\$ -
Special assessment collections	-	-	-	-	-	-
Sales tax collections	-	-	-	-	674,755	1,012,133
Intergovernmental	279,209	37,452	-	444,728	-	-
Charges for services	44,883	11,724	334,108	-	-	-
Interest income	-	-	210	-	-	-
Miscellaneous	10,826	29,238	19,938	-	-	-
Total revenues	724,076	1,223,546	1,721,253	533,818	674,755	1,012,133
EXPENDITURES						
Current						
General government	719,269	-	-	711,838	-	-
Highways and streets	-	-	-	-	-	-
Culture and recreation	-	1,069,824	2,419,104	-	-	-
Economic development	-	-	-	-	-	696,231
Total expenditures	719,269	1,069,824	2,419,104	711,838	-	696,231
Excess (deficiency) of revenues over (under) expenditures	4,807	153,722	(697,851)	(178,020)	674,755	315,902
OTHER FINANCING SOURCES (USES)						
Sale of City property	5,000	-	-	-	-	-
Transfers in	-	178,865	1,075,000	-	-	568,476
Transfers out	-	-	-	-	(721,650)	(37,500)
Total other financing sources (uses)	5,000	178,865	1,075,000	-	(721,650)	530,976
Net change in fund balance	9,807	332,587	377,149	(178,020)	(46,895)	846,878
Fund balance, January 1	599,241	318,983	1,207,552	889,642	112,674	8,730,751
Fund balance (deficit), September 30	\$ 609,048	\$ 651,570	\$ 1,584,701	\$ 711,622	\$ 65,779	\$ 9,577,629

City of Minot, North Dakota
Combining Statement of Revenues, Expenditures, and Changes in Fund Balances
Nonmajor Special Revenue Funds
For the Year-to-Date as of September 30, 2017
With Comparative Totals for September 30, 2016

	Sales Tax Improvements	Sales Tax Flood Control	Sidewalk Improvements	Street Improvements	Demolitions	Sales Tax Property Tax Relief-2nd Penny
REVENUES						
Property tax collections	\$ -	\$ -	\$ 3,348	\$ 2,582	\$ 19,440	\$ -
Special assessment collections	-	-	14,560	-	7,603	-
Sales tax collections	1,686,888	3,373,775	-	-	-	2,024,267
Intergovernmental	-	91,547	-	1,489,244	-	-
Charges for services	-	-	-	-	-	-
Interest income	-	-	9	-	-	-
Miscellaneous	-	-	-	-	120	-
Total revenues	1,686,888	3,465,322	17,917	1,491,826	27,163	2,024,267
EXPENDITURES						
Current						
General government	6,570	3,070,419	-	-	52	-
Highways and streets	-	-	58,853	2,333,552	-	-
Culture and recreation	8,000	-	-	-	-	-
Economic development	-	-	-	-	-	-
Total expenditures	14,570	3,070,419	58,853	2,333,552	52	-
Excess (deficiency) of revenues over (under) expenditures	1,672,318	394,903	(40,936)	(841,726)	27,111	2,024,267
OTHER FINANCING SOURCES (USES)						
Sale of City property	-	-	-	-	-	-
Transfers in	16,000	-	90,000	2,279,204	-	-
Transfers out	(2,534,506)	(1,705,606)	-	(215,023)	(38,644)	(2,273,432)
Total other financing sources (uses)	(2,518,506)	(1,705,606)	90,000	2,064,181	(38,644)	(2,273,432)
Net change in fund balance	(846,188)	(1,310,703)	49,064	1,222,455	(11,533)	(249,165)
Fund balance, January 1	5,626,656	12,983,515	45,012	4,328,648	1,059,854	353,404
Fund balance (deficit), September 30	\$ 4,780,468	\$ 11,672,812	\$ 94,076	\$ 5,551,103	\$ 1,048,321	\$ 104,239

City of Minot, North Dakota
Combining Statement of Revenues, Expenditures, and Changes in Fund Balances
Nonmajor Special Revenue Funds
For the Year-to-Date as of September 30, 2017
With Comparative Totals for September 30, 2016

	Sales Tax Infrastructure	Sales Tax Community Facilities	CDBG-DR \$67.5M	CDBG-DR \$35M	National Disaster Resilience \$74.3M	Total 2017	Total 2016
REVENUES							
Property tax collections	\$ -	\$ -	\$ -	\$ -	\$ -	\$ 3,015,747	\$ 3,506,650
Special assessment collections	-	-	-	-	-	22,163	6,926
Sales tax collections	2,699,020	2,024,265	-	-	-	13,495,103	14,433,635
Intergovernmental	-	-	174,234	613,828	1,318,837	4,449,079	2,150,184
Charges for services	-	-	-	-	-	390,715	453,199
Interest income	-	-	73	-	-	292	144
Miscellaneous	14,125	-	25	-	-	74,272	115,375
Total revenues	2,713,145	2,024,265	174,332	613,828	1,318,837	21,447,371	20,666,113
EXPENDITURES							
Current							
General government	-	-	174,332	613,828	1,318,837	6,615,145	2,002,377
Highways and streets	-	-	-	-	-	2,392,405	1,271,105
Culture and recreation	-	236,425	-	-	-	3,733,353	5,256,713
Economic development	-	-	-	-	-	696,231	929,298
Total expenditures	-	236,425	174,332	613,828	1,318,837	13,437,134	9,459,493
Excess (deficiency) of revenues over (under) expenditures	2,713,145	1,787,840	-	-	-	8,010,237	11,206,620
OTHER FINANCING SOURCES (USES)							
Sale of City property	-	-	-	-	-	5,000	10,046
Transfers in	-	-	-	-	-	4,207,545	5,318,449
Transfers out	(4,573,814)	(37,500)	-	-	-	(12,137,675)	(14,622,130)
Total other financing sources (uses)	(4,573,814)	(37,500)	-	-	-	(7,925,130)	(9,293,635)
Net change in fund balance	(1,860,669)	1,750,340	-	-	-	85,107	1,912,985
Fund balance, January 1	9,361,205	5,640,828	-	-	-	51,257,965	49,921,852
Fund balance (deficit), September 30	\$ 7,500,536	\$ 7,391,168	\$ -	\$ -	\$ -	\$ 51,343,072	\$ 51,834,837

City of Minot, North Dakota
Schedule of Revenues, Expenditures and Changes in Fund Balance, Budget and Actual
Nonmajor Special Revenue Fund
For the Year-to-Date as of September 30, 2017
With Comparative Totals for September 30, 2016

	Public Transportation				
	Original Budgeted Amounts	Final Budgeted Amounts	2017 Actual Amounts	Variance with Final Budget	2016 Actual Amounts
REVENUES					
Property tax collections	\$ 312,816	\$ 312,816	\$ 389,158	\$ 76,342	\$ 447,487
Intergovernmental	478,530	478,530	279,209	(199,321)	243,455
Charges for services	71,775	71,775	44,883	(26,892)	52,373
Miscellaneous	11,700	11,700	10,826	(874)	9,709
Total revenues	874,821	874,821	724,076	(150,745)	753,024
EXPENDITURES					
Current					
General government	874,821	887,160	719,269	(167,891)	627,349
Total expenditures	874,821	887,160	719,269	(167,891)	627,349
Excess (deficiency) of revenues over (under) expenditures	-	(12,339)	4,807	17,146	125,675
OTHER FINANCING SOURCES (USES)					
Sale of City property	-	-	5,000	5,000	10,046
Total other financing sources (uses)	-	-	5,000	5,000	10,046
Net change in fund balance	\$ -	\$ (12,339)	9,807	\$ 22,146	135,721
Fund balance, January 1			599,241		359,182
Fund balance (deficit), September 30			<u>\$ 609,048</u>		<u>\$ 494,903</u>

City of Minot, North Dakota
Schedule of Revenues, Expenditures and Changes in Fund Balance, Budget and Actual
Nonmajor Special Revenue Fund
For the Year-to-Date as of September 30, 2017
With Comparative Totals for September 30, 2016

	Library				
	Original Budgeted Amounts	Final Budgeted Amounts	2017 Actual Amounts	Variance with Final Budget	2016 Actual Amounts
REVENUES					
Property tax collections	\$ 953,319	\$ 953,319	\$ 1,145,132	\$ 191,813	\$ 804,160
Intergovernmental	33,750	33,750	37,452	3,702	49,705
Charges for services	13,417	13,417	11,724	(1,693)	15,946
Interest income	-	-	-	-	14
Miscellaneous	22,920	22,920	29,238	6,318	22,513
Total revenues	1,023,406	1,023,406	1,223,546	200,140	892,338
EXPENDITURES					
Current					
Culture and recreation	1,181,647	1,199,317	1,069,824	(129,493)	922,913
Total expenditures	1,181,647	1,199,317	1,069,824	(129,493)	922,913
Excess (deficiency) of revenues over (under) expenditures	(158,241)	(175,911)	153,722	329,633	(30,575)
OTHER FINANCING SOURCES (USES)					
Transfers in	158,241	158,241	178,865	20,624	294,960
Total other financing sources (uses)	158,241	158,241	178,865	20,624	294,960
Net change in fund balance	\$ -	\$ (17,670)	332,587	\$ 350,257	264,385
Fund balance, January 1			318,983		214,266
Fund balance (deficit), September 30			<u>\$ 651,570</u>		<u>\$ 478,651</u>

City of Minot, North Dakota
Schedule of Revenues, Expenditures and Changes in Fund Balance, Budget and Actual
Nonmajor Special Revenue Fund
For the Year-to-Date as of September 30, 2017
With Comparative Totals for September 30, 2016

	Recreation/Auditorium				
	Original Budgeted Amounts	Final Budgeted Amounts	2017 Actual Amounts	Variance with Final Budget	2016 Actual Amounts
REVENUES					
Property tax collections	\$ 1,107,748	\$ 1,107,748	\$ 1,366,997	\$ 259,249	\$ 1,200,593
Charges for services	330,436	330,436	334,108	3,672	384,880
Interest income	-	-	210	210	75
Miscellaneous	25,415	25,415	19,938	(5,477)	26,210
Total revenues	1,463,598	1,463,598	1,721,253	257,655	1,611,758
EXPENDITURES					
Current					
Culture and recreation	2,436,723	2,497,595	2,419,104	(78,491)	1,357,770
Total expenditures	2,436,723	2,497,595	2,419,104	(78,491)	1,357,770
Excess (deficiency) of revenues over (under) expenditures	(973,125)	(1,033,997)	(697,851)	336,146	253,988
OTHER FINANCING SOURCES (USES)					
Transfers in	975,000	975,000	1,075,000	100,000	1,778,397
Transfers out	(1,875)	(1,875)	-	1,875	(300,884)
Total other financing sources (uses)	973,125	973,125	1,075,000	101,875	1,477,513
Net change in fund balance	\$ -	\$ (60,872)	377,149	\$ 438,021	1,731,501
Fund balance, January 1			1,207,552		1,005,938
Fund balance (deficit), September 30			<u>\$ 1,584,701</u>		<u>\$ 2,737,439</u>

City of Minot, North Dakota
Schedule of Revenues, Expenditures and Changes in Fund Balance, Budget and Actual
Nonmajor Special Revenue Fund
For the Year-to-Date as of September 30, 2017
With Comparative Totals for September 30, 2016

	Emergency Fund			
	Original & Final Budgeted Amounts	2017 Actual Amounts	Variance with Final Budget	2016 Actual Amounts
REVENUES				
Property tax collections	\$ 61,823	\$ 89,090	\$ 27,267	\$ 500,671
Intergovernmental	-	444,728	444,728	5,691
Total revenues	61,823	533,818	471,995	506,362
EXPENDITURES				
Current				
General government	61,823	711,838	650,015	-
Total expenditures	61,823	711,838	650,015	-
Excess (deficiency) of revenues over (under) expenditures	-	(178,020)	(178,020)	506,362
OTHER FINANCING SOURCES (USES)				
Transfers out	-	-	-	(8,682)
Total other financing sources (uses)	-	-	-	(8,682)
Net change in fund balance	\$ -	(178,020)	\$ (178,020)	497,680
Fund balance, January 1		889,642		666,223
Fund balance (deficit), September 30		<u>\$ 711,622</u>		<u>\$ 1,163,903</u>

City of Minot, North Dakota
Schedule of Revenues, Expenditures and Changes in Fund Balance, Budget and Actual
Nonmajor Special Revenue Fund
For the Year-to-Date as of September 30, 2017
With Comparative Totals for September 30, 2016

Sales Tax Property Relief-1st Penny				
	Original & Final Budgeted Amounts	2017 Actual Amounts	Variance with Final Budget	2016 Actual Amounts
REVENUES				
Sales tax collections	\$ 683,433	\$ 674,755	\$ (8,678)	\$ 721,682
Total revenues	683,433	674,755	(8,678)	721,682
OTHER FINANCING SOURCES (USES)				
Transfers out	(850,651)	(721,650)	129,001	(1,120,847)
Total other financing sources (uses)	(850,651)	(721,650)	129,001	(1,120,847)
Net change in fund balance	<u>\$ (167,218)</u>	<u>(46,895)</u>	<u>\$ 120,323</u>	<u>(399,165)</u>
Fund balance, January 1		112,674		538,380
Fund balance (deficit), September 30		<u>\$ 65,779</u>		<u>\$ 139,215</u>

City of Minot, North Dakota
Schedule of Revenues, Expenditures and Changes in Fund Balance, Budget and Actual
Nonmajor Special Revenue Fund
For the Year-to-Date as of September 30, 2017
With Comparative Totals for September 30, 2016

	Sales Tax Economic Development				
	Original Budgeted Amounts	Final Budgeted Amounts	2017 Actual Amounts	Variance with Final Budget	2016 Actual Amounts
REVENUES					
Sales tax collections	\$ 1,025,150	\$ 1,025,150	\$ 1,012,133	\$ (13,017)	\$ 1,082,523
Interest income	11,313	11,313	-	(11,313)	-
Total revenues	1,036,463	1,036,463	1,012,133	(24,330)	1,082,523
EXPENDITURES					
Current					
Economic development	998,963	999,941	696,231	(303,710)	929,298
Total expenditures	998,963	999,941	696,231	(303,710)	929,298
Excess (deficiency) of revenues over (under) expenditures	37,500	36,521	315,902	279,381	153,225
OTHER FINANCING SOURCES (USES)					
Transfers in	-	-	568,476	568,476	148,879
Transfers out	(37,500)	(37,500)	(37,500)	-	(37,500)
Total other financing sources (uses)	(37,500)	(37,500)	530,976	568,476	111,379
Net change in fund balance	\$ -	\$ (979)	846,878	\$ 847,857	264,604
Fund balance, January 1			8,730,751		8,041,392
Fund balance (deficit), September 30			<u>\$ 9,577,629</u>		<u>\$ 8,305,996</u>

City of Minot, North Dakota
Schedule of Revenues, Expenditures and Changes in Fund Balance, Budget and Actual
Nonmajor Special Revenue Fund
For the Year-to-Date as of September 30, 2017
With Comparative Totals for September 30, 2016

	Sales Tax Improvements				
	Original Budgeted Amounts	Final Budgeted Amounts	2017 Actual Amounts	Variance with Final Budget	2016 Actual Amounts
REVENUES					
Sales tax collections	\$ 1,708,583	\$ 1,708,583	\$ 1,686,888	\$ (21,695)	\$ 1,804,204
Total revenues	1,708,583	1,708,583	1,686,888	(21,695)	1,804,204
EXPENDITURES					
General government	15,000	15,000	6,570	(8,430)	20,683
Culture and recreation	-	170,322	8,000	(162,322)	-
Total expenditures	15,000	185,322	14,570	(170,752)	20,683
Excess (deficiency) of revenues over (under) expenditures	1,693,583	1,523,261	1,672,318	149,057	1,783,521
OTHER FINANCING SOURCES (USES)					
Transfers in	-	-	16,000	16,000	-
Transfers out	(2,512,075)	(2,512,525)	(2,534,506)	(21,981)	(2,660,033)
Total other financing sources (uses)	(2,512,075)	(2,512,525)	(2,518,506)	(5,981)	(2,660,033)
Net change in fund balance	<u>\$ (818,492)</u>	<u>\$ (989,264)</u>	<u>(846,188)</u>	<u>\$ 143,076</u>	<u>(876,512)</u>
Fund balance, January 1			5,626,656		5,862,916
Fund balance (deficit), September 30			<u>\$ 4,780,468</u>		<u>\$ 4,986,404</u>

City of Minot, North Dakota
Schedule of Revenues, Expenditures and Changes in Fund Balance, Budget and Actual
Major Special Revenue Fund
For the Year-to-Date as of September 30, 2017
With Comparative Totals for September 30, 2016

	Sales Tax Flood Control				
	Original Budgeted Amounts	Final Budgeted Amounts	2017 Actual Amounts	Variance with Final Budget	2016 Actual Amounts
REVENUES					
Property tax collection	\$ -	\$ -	\$ -	\$ -	\$ 13
Sales tax collections	3,417,167	3,417,167	3,373,775	(43,392)	3,608,409
Intergovernmental	-	729,287	91,547	(637,740)	-
Interest income	22,900	22,900	-	(22,900)	-
Total revenues	3,440,066	4,169,354	3,465,322	(704,032)	3,608,422
EXPENDITURES					
General government	7,151,250	8,273,231	3,070,419	(5,202,812)	265,892
Total expenditures	7,151,250	8,273,231	3,070,419	(5,202,812)	265,892
Excess (deficiency) of revenues over (under) expenditures	(3,711,184)	(4,103,877)	394,903	4,498,780	3,342,530
OTHER FINANCING SOURCES (USES)					
Transfers in	-	-	-	-	73,140
Transfers out	(236,250)	(236,250)	(1,705,606)	(1,469,356)	(2,115,352)
Total other financing sources (uses)	(236,250)	(236,250)	(1,705,606)	(1,469,356)	(2,042,212)
Net change in fund balance	<u>\$ (3,947,434)</u>	<u>\$ (4,340,127)</u>	(1,310,703)	<u>\$ 3,029,424</u>	1,300,318
Fund balance, January 1			12,983,515		11,238,809
Fund balance (deficit), September 30			<u>\$ 11,672,812</u>		<u>\$ 12,539,127</u>

City of Minot, North Dakota
Schedule of Revenues, Expenditures and Changes in Fund Balance, Budget and Actual
Nonmajor Special Revenue Fund
For the Year-to-Date as of September 30, 2017
With Comparative Totals for September 30, 2016

	Sidewalk			
	Original & Final Budgeted Amounts	2017 Actual Amounts	Variance with Final Budget	2016 Actual Amounts
REVENUES				
Property tax collections	\$ -	\$ 3,348	\$ 3,348	\$ 105,138
Special assessment collections	-	14,560	14,560	2,588
Interest income	-	9	9	9
Total revenues	-	17,917	17,917	107,735
EXPENDITURES				
Highways and streets	90,000	58,853	(31,147)	404
Total expenditures	90,000	58,853	(31,147)	404
Excess (deficiency) of revenues over (under) expenditures	(90,000)	(40,936)	49,064	107,331
OTHER FINANCING SOURCES (USES)				
Transfer in	90,000	90,000	-	-
Total other financing sources (uses)	90,000	90,000	-	-
Net change in fund balance	<u>\$ -</u>	<u>49,064</u>	<u>\$ 49,064</u>	107,331
Fund balance, January 1		45,012		38,716
Fund balance (deficit), September 30		<u>\$ 94,076</u>		<u>\$ 146,047</u>

City of Minot, North Dakota
Schedule of Revenues, Expenditures and Changes in Fund Balance, Budget and Actual
Nonmajor Special Revenue Fund
For the Year-to-Date as of September 30, 2017
With Comparative Totals for September 30, 2016

	Street Improvements				
	Original Budgeted Amounts	Final Budgeted Amounts	2017 Actual Amounts	Variance with Final Budget	2016 Actual Amounts
REVENUES					
Property tax collections	\$ -	\$ -	\$ 2,582	\$ 2,582	\$ 6,668
Intergovernmental	-	-	1,489,244	1,489,244	827,251
Miscellaneous income	-	-	-	-	120
Total revenues	-	-	1,491,826	1,491,826	834,039
EXPENDITURES					
Highways and streets	2,175,000	2,528,135	2,333,552	(194,583)	1,270,701
Total expenditures	2,175,000	2,528,135	2,333,552	(194,583)	1,270,701
Excess (deficiency) of revenues over (under) expenditures	(2,175,000)	(2,528,135)	(841,726)	1,686,409	(436,662)
OTHER FINANCING SOURCES (USES)					
Transfer in	2,175,000	2,175,000	2,279,204	104,204	2,194,236
Transfers out	-	-	(215,023)	(215,023)	(11,600)
Total other financing sources (uses)	2,175,000	2,175,000	2,064,181	(110,819)	2,182,636
Net change in fund balance	\$ -	\$ (353,135)	1,222,455	\$ 1,575,590	1,745,974
Fund balance, January 1			4,328,648		4,329,402
Fund balance (deficit), September 30			<u>\$ 5,551,103</u>		<u>\$ 6,075,376</u>

City of Minot, North Dakota
Schedule of Revenues, Expenditures and Changes in Fund Balance, Budget and Actual
Nonmajor Special Revenue Fund
For the Year-to-Date as of September 30, 2017
With Comparative Totals for September 30, 2016

	Demolitions			
	Original & Final Budgeted Amounts	2017 Actual Amounts	Variance with Final Budget	2016 Actual Amounts
REVENUES				
Property tax collections	\$ -	\$ 19,440	\$ 19,440	\$ 441,920
Special assessment collections	-	7,603	7,603	4,338
Miscellaneous income	-	120	120	-
Total revenues	-	27,163	27,163	446,258
EXPENDITURES				
General government	375,000	52	(374,948)	15,368
Total expenditures	375,000	52	(374,948)	15,368
Excess (deficiency) of revenues over (under) expenditures	(375,000)	27,111	402,111	430,890
OTHER FINANCING SOURCES (USES)				
Transfers out	-	(38,644)	(38,644)	-
Total other financing sources (uses)	-	(38,644)	(38,644)	-
Net change in fund balance	<u>\$ (375,000)</u>	<u>(11,533)</u>	<u>\$ 363,467</u>	430,890
Fund balance, January 1		1,059,854		691,399
Fund balance (deficit), September 30		<u>\$ 1,048,321</u>		<u>\$ 1,122,289</u>

City of Minot, North Dakota
Schedule of Revenues, Expenditures and Changes in Fund Balance, Budget and Actual
Nonmajor Special Revenue Fund
For the Year-to-Date as of September 30, 2017
With Comparative Totals for September 30, 2016

	Sales Tax Property Tax Relief - 2nd Penny			
	Original & Final Budgeted Amounts	2017 Actual Amounts	Variance with Final Budget	2016 Actual Amounts
REVENUES				
Sales tax collections	\$ 2,050,300	\$ 2,024,267	\$ (26,033)	\$ 2,165,045
Total revenues	2,050,300	2,024,267	(26,033)	2,165,045
OTHER FINANCING SOURCES (USES)				
Transfers out	(2,989,470)	(2,273,432)	716,038	(4,315,511)
Total other financing sources (uses)	(2,989,470)	(2,273,432)	716,038	(4,315,511)
Net change in fund balance	<u>\$ (939,170)</u>	(249,165)	<u>\$ 690,005</u>	(2,150,466)
Fund balance, January 1		353,404		2,781,852
Fund balance (deficit), September 30		<u>\$ 104,239</u>		<u>\$ 631,386</u>

City of Minot, North Dakota
Schedule of Revenues, Expenditures and Changes in Fund Balance, Budget and Actual
Nonmajor Special Revenue Fund
For the Year-to-Date as of September 30, 2017
With Comparative Totals for September 30, 2016

	Sales Tax Infrastructure				
	Original Budgeted Amounts	Final Budgeted Amounts	2017 Actual Amounts	Variance with Final Budget	2016 Actual Amounts
REVENUES					
Sales tax collections	\$ 2,733,733	\$ 2,733,733	\$ 2,699,020	\$ (34,713)	\$ 2,886,727
Miscellaneous income	-	-	14,125	14,125	-
Total revenues	<u>2,733,733</u>	<u>2,733,733</u>	<u>2,713,145</u>	<u>(20,588)</u>	<u>2,886,727</u>
OTHER FINANCING SOURCES (USES)					
Transfer in	-	-	-	-	64,735
Transfers out	(4,474,509)	(4,548,988)	(4,573,814)	(24,826)	(2,492,253)
Total other financing sources (uses)	<u>(4,474,509)</u>	<u>(4,548,988)</u>	<u>(4,573,814)</u>	<u>(24,826)</u>	<u>(2,427,518)</u>
Net change in fund balance	<u>\$ (1,740,776)</u>	<u>\$ (1,815,255)</u>	<u>(1,860,669)</u>	<u>\$ (45,414)</u>	<u>459,209</u>
Fund balance, January 1			9,361,205		7,483,834
Fund balance (deficit), September 30			<u>\$ 7,500,536</u>		<u>\$ 7,943,043</u>

City of Minot, North Dakota
Schedule of Revenues, Expenditures and Changes in Fund Balance, Budget and Actual
Nonmajor Special Revenue Fund
For the Year-to-Date as of September 30, 2017
With Comparative Totals for September 30, 2016

	Sales Tax Community Facilities				
	Original Budgeted Amounts	Final Budgeted Amounts	2017 Actual Amounts	Variance with Final Budget	2016 Actual Amounts
REVENUES					
Sales tax collections	\$ 2,050,300	\$ 2,050,300	\$ 2,024,265	\$ (26,035)	\$ 2,165,045
Total revenues	2,050,300	2,050,300	2,024,265	(26,035)	2,165,045
EXPENDITURES					
Culture and recreation	1,676,250	2,619,582	236,425	(2,383,157)	2,976,030
Total expenditures	1,676,250	2,619,582	236,425	(2,383,157)	2,976,030
Excess (deficiency) of revenues over (under) expenditures	374,050	(569,282)	1,787,840	2,357,122	(810,985)
OTHER FINANCING SOURCES (USES)					
Transfer in	-	-	-	-	750,000
Transfers out	(37,500)	(37,500)	(37,500)	-	(1,537,500)
Total other financing sources (uses)	(37,500)	(37,500)	(37,500)	-	(787,500)
Net change in fund balance	<u>\$ 336,550</u>	<u>\$ (606,782)</u>	1,750,340	<u>\$ 2,357,122</u>	(1,598,485)
Fund balance, January 1			5,640,828		6,669,543
Fund balance (deficit), September 30			<u>\$ 7,391,168</u>		<u>\$ 5,071,058</u>

City of Minot, North Dakota
Schedule of Revenues, Expenditures and Changes in Fund Balance, Budget and Actual
Nonmajor Special Revenue Fund
For the Year-to-Date as of September 30, 2017
With Comparative Totals for September 30, 2016

CDBG - Disaster Recovery \$67.5M					
	Original Budgeted Amounts	Final Budgeted Amounts	2017 Actual Amounts	Variance with Final Budget	2016 Actual Amounts
REVENUES					
Intergovernmental	\$ -	\$ -	\$ 174,234	\$ 174,234	\$ 318,979
Interest income	-	-	73	73	46
Miscellaneous	-	-	25	25	30,821
Total revenues	-	-	174,332	174,332	349,846
EXPENDITURES					
General government	-	1,061,432	174,332	(887,100)	341,980
Total expenditures	-	1,061,432	174,332	(887,100)	341,980
Excess (deficiency) of revenues over (under) expenditures	-	(1,061,432)	-	1,061,432	7,866
OTHER FINANCING SOURCES (USES)					
Transfers in	-	-	-	-	14,102
Transfers out	-	-	-	-	(21,968)
Total other financing sources (uses)	-	-	-	-	(7,866)
Net change in fund balance	\$ -	\$ (1,061,432)	-	\$ 1,061,432	-
Fund balance, January 1			-		-
Fund balance (deficit), September 30			\$ -		\$ -

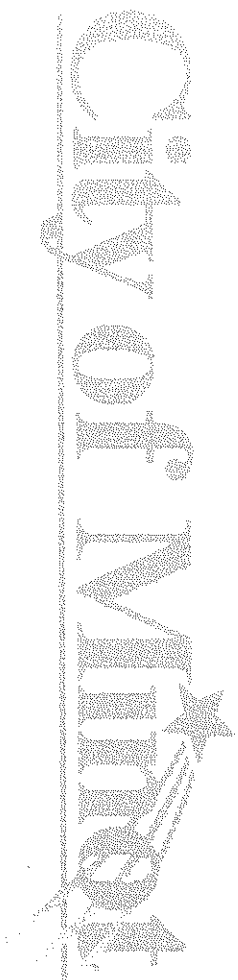
(continued)

City of Minot, North Dakota
Schedule of Revenue, Expenditures, and Changes in Fund Balance, Budget and Actual
Major Special Revenue Fund
For the Year-to-Date as of September 30, 2017
With Comparative Totals for September 30, 2016

CDBG - Disaster Recovery \$35M					
	Original Budgeted Amounts	Final Budgeted Amounts	2017 Actual Amounts	Variance with Final Budget	2016 Actual Amounts
REVENUES					
Intergovernmental	\$ -	\$ -	\$ 613,828	\$ 613,828	\$ 482,673
Miscellaneous	-	-	-	-	25,002
Total revenues	-	-	613,828	613,828	507,675
EXPENDITURES					
General government	-	15,674	613,828	598,155	507,675
Total expenditures	-	15,674	613,828	598,155	507,675
Net change in fund balance	<u>\$ -</u>	<u>\$ (15,674)</u>	-	<u>\$ 15,674</u>	-
Fund balance, January 1			<u>-</u>		<u>-</u>
Fund balance (deficit), September 30			<u>\$ -</u>		<u>\$ -</u>

City of Minot, North Dakota
Schedule of Revenue, Expenditures, and Changes in Fund Balance, Budget and Actual
Major Special Revenue Fund
For the Year-to-Date as of September 30, 2017
With Comparative Totals for September 30, 2016

	National Disaster Resilience \$74.3M			
	Original & Final Budgeted Amounts	2017 Actual Amounts	Variance with Final Budget	2016 Actual Amounts
REVENUES				
Intergovernmental	\$32,905,779	\$ 1,318,837	\$ (31,586,942)	\$ 222,430
Miscellaneous	-	-	-	1,000
Total revenues	32,905,779	1,318,837	(31,586,942)	223,430
EXPENDITURES				
General government	32,905,779	1,318,837	(31,586,942)	223,430
Total expenditures	32,905,779	1,318,837	(31,586,942)	223,430
Net change in fund balance	<u>\$ -</u>	<u>-</u>	<u>\$ -</u>	<u>-</u>
Fund balance, January 1		<u>-</u>		<u>-</u>
Fund balance (deficit), September 30		<u><u>\$ -</u></u>		<u><u>\$ -</u></u>



This page left blank intentionally.

City of Minot, North Dakota
Nonmajor Debt Service Funds

Highway Debt – is a debt service fund established to accumulate the resources used to pay the principal and interest on bonds for paving and street projects maturing in future years.

City of Minot, North Dakota
Balance Sheet
Nonmajor Debt Service Fund
September 30, 2017
With Comparative Totals for September 30, 2016

	Highway Debt 2017	Highway Debt 2016
ASSETS		
Cash and investments	\$ 147,793	\$ 172,477
Restricted cash and investments	764,959	721,040
Taxes receivable current	220,312	258,390
Taxes receivable delinquent	29,580	21,247
Advance to other funds	103,527	143,527
Total assets	<u>\$ 1,266,171</u>	<u>\$ 1,316,681</u>
DEFERRED INFLOWS OF RESOURCES		
Unavailable revenue - property taxes	\$ 249,892	\$ 279,637
Total deferred inflows of resources	<u>249,892</u>	<u>279,637</u>
FUND BALANCE		
Nonspendable	103,527	143,527
Restricted	764,959	721,040
Assigned	147,793	172,477
Total fund balance	<u>1,016,279</u>	<u>1,037,044</u>
Total deferred inflows and fund balance	<u>\$ 1,266,171</u>	<u>\$ 1,316,681</u>

City of Minot, North Dakota
Statement of Revenues, Expenditures, and Changes in Fund Balance
Nonmajor Debt Service Fund
For the Year-to-Date as of September 30, 2017
With Comparative Totals for September 30, 2016

	Highway Debt 2017	Highway Debt 2016
REVENUES		
Property tax collections	\$ 2,832,255	\$ 2,049,237
Total revenues	<u>2,832,255</u>	<u>2,049,237</u>
EXPENDITURES		
Debt service		
Principal retirement	2,480,000	2,190,000
Interest and fiscal charges	610,417	355,185
Total expenditures	<u>3,090,417</u>	<u>2,545,185</u>
Excess (deficiency) of revenues over (under) expenditures	(258,162)	(495,948)
OTHER FINANCING SOURCES (USES)		
Transfers in	3,071	165,081
Transfers out	(6,138)	(55,628)
Total other financing sources (uses)	<u>(3,067)</u>	<u>109,453</u>
Net change in fund balance	(261,229)	(386,495)
Fund balance, January 1	1,277,508	1,423,539
Fund balance (deficit), September 30	<u>\$ 1,016,279</u>	<u>\$ 1,037,044</u>

City of Minot, North Dakota
Schedule of Revenues, Expenditures, and Changes in Fund Balance, Budget and Actual
Nonmajor Debt Service Fund
For the Year-to-Date as of September 30, 2017
With Comparative Totals for September 30, 2016

	Highway Debt				
	Original Budgeted Amounts	Final Budgeted Amounts	2017 Actual Amounts	Variance with Final Budget	2016 Actual Amounts
REVENUES					
Property tax collections	\$ 2,310,485	\$ 2,310,485	\$ 2,832,255	\$ 521,770	\$ 2,049,237
Total revenues	2,310,485	2,310,485	2,832,255	521,770	2,049,237
EXPENDITURES					
Debt service					
Principal retirement	-	-	2,480,000	2,480,000	2,190,000
Interest and fiscal charges	401,838	401,838	610,417	208,579	355,185
Total expenditures	401,838	401,838	3,090,417	2,688,579	2,545,185
Excess (deficiency) of revenues over (under) expenditures	1,908,647	1,908,647	(258,162)	(2,166,809)	(495,948)
OTHER FINANCING SOURCES (USES)					
Transfers in	33,071	33,071	3,071	(30,000)	165,081
Transfers out	(6,138)	(6,138)	(6,138)	-	(55,628)
Total other financing sources (uses)	26,933	26,933	(3,067)	(30,000)	109,453
Net change in fund balance	\$ -	\$ 1,935,581	(261,229)	<u>\$(2,196,810)</u>	(386,495)
Fund balance, January 1			1,277,508		1,423,539
Fund balance (deficit), September 30			<u>\$1,016,279</u>		<u>\$1,037,044</u>

City of Minot, North Dakota
Nonmajor Capital Project Funds

CAPITAL PROJECT FUNDS Funds used to account for and report financial resources restricted, committed, or assigned to expenditure for capital outlays (items with a value greater than \$5,000) including the acquisition or construction of capital facilities and other capital assets. Capital projects funds exclude those types of funds or for assets held in trust for individuals, private organizations, or other governments. (GASB Statement No. 54, paragraph 33)

Special Assessment Capital - To account for the financing of public improvements or services deemed advisable to benefit the properties against which special assessments are levied.

Fire Equipment - To account for the resources used for the purchase of budgeted fire capital assets. Funding is provided by ND Century Code Sec. 57-15-42 upon a 60% vote of approval by the electorate.

Equipment Purchase - To account for the resources used for the purchase and replacement of capital equipment for various City departments. Funding is provided by the sanitation and water and sewer utility funds and the mill levy.

Flood Control Capital - To account for capital resources used towards flood control projects within the City of Minot. Funding is provided by sales tax collections.

City of Minot, North Dakota
Combining Balance Sheet
Nonmajor Capital Project Funds
September 30, 2017
With Comparative Totals for September 30, 2016

	Special Assessment Capital	Fire Equipment	Equipment Purchase	Flood Control Capital	Total 2017	Total 2016
ASSETS						
Cash and investments	\$ 33,757	\$ 534,536	\$ 853,532	\$ -	\$ 1,421,825	\$ 1,594,775
Restricted cash and investments	-	-	-	58,416	58,416	633,159
Taxes receivable current	-	32,289	18,754	-	51,043	176,029
Taxes receivable delinquent	-	1,289	34,415	-	35,704	26,694
Intergovernmental receivable	425,402	-	-	41,622	467,024	275,926
Total assets	<u>\$ 459,159</u>	<u>\$ 568,114</u>	<u>\$ 906,701</u>	<u>\$ 100,038</u>	<u>\$ 2,034,012</u>	<u>\$ 2,706,583</u>
LIABILITIES						
Accounts payable	\$ -	\$ -	\$ 6,079	\$ -	\$ 6,079	\$ 488
Total liabilities	<u>-</u>	<u>-</u>	<u>6,079</u>	<u>-</u>	<u>6,079</u>	<u>488</u>
DEFERRED INFLOWS OF RESOURCES						
Unavailable revenue - property taxes	-	33,578	53,169	-	86,747	202,723
Total deferred inflows of resources	<u>-</u>	<u>33,578</u>	<u>53,169</u>	<u>-</u>	<u>86,747</u>	<u>202,723</u>
FUND BALANCE						
Restricted	-	-	-	100,038	100,038	633,159
Assigned	459,159	534,536	847,453	-	1,841,148	1,870,213
Total fund balance	<u>459,159</u>	<u>534,536</u>	<u>847,453</u>	<u>100,038</u>	<u>1,941,186</u>	<u>2,503,372</u>
Total liabilities, inflows and fund balance	<u>\$ 459,159</u>	<u>\$ 568,114</u>	<u>\$ 906,701</u>	<u>\$ 100,038</u>	<u>\$ 2,034,012</u>	<u>\$ 2,706,583</u>

City of Minot, North Dakota
Combining Statement of Revenues, Expenditures, and Changes in Fund Balances
Nonmajor Capital Project Funds
For the Year-to-Date as of September 30, 2017
With Comparative Totals for September 30, 2016

	Special Assessment Capital	Fire Equipment	Equipment Purchase	Flood Control Capital	Total 2017	Total 2016
REVENUES						
Property tax collections	\$ -	\$ 410,657	\$ 305,639	\$ -	\$ 716,296	\$ 1,390,499
Intergovernmental	-	5,799	31,356	41,622	78,777	572,489
Miscellaneous	32,817	13,000	15,725	-	61,542	28,325
Total revenues	32,817	429,456	352,720	41,622	856,615	1,991,313
EXPENDITURES						
Capital outlay						
Contracted work	113,225	-	26,381	1,196,027	1,335,633	1,354,676
Equipment	-	18,796	603,308	-	622,104	2,221,332
Legal	-	-	-	-	-	2,105
Other	14,962	-	94	3,688	18,744	115,631
Acquisitions	-	226,545	-	12,050	238,595	114,000
Engineering	42,538	23,148	-	-	65,686	1,827,121
Total expenditures	170,725	268,489	629,783	1,211,765	2,280,762	5,634,865
Excess (deficiency) of revenues over (under) expenditures	(137,908)	160,967	(277,063)	(1,170,143)	(1,424,147)	(3,643,552)
OTHER FINANCING SOURCES (USES)						
Sale of City property	-	-	27,998	-	27,998	76,440
Transfers in	-	210	327,063	1,536,003	1,863,276	3,260,927
Transfers out	(4,894)	-	(24,780)	-	(29,674)	(566,190)
Total other financing sources (uses)	(4,894)	210	330,281	1,536,003	1,861,600	2,771,177
Net change in fund balance	(142,802)	161,177	53,218	365,860	437,453	(872,375)
Fund balance (deficit), January 1	601,961	373,359	794,235	(265,822)	1,503,733	3,375,747
Fund balance (deficit), September 30	\$ 459,159	\$ 534,536	\$ 847,453	\$ 100,038	\$ 1,941,186	\$ 2,503,372

City of Minot, North Dakota
Schedule of Revenues, Expenditures and Changes in Fund Balance, Budget and Actual
Nonmajor Capital Project Fund
For the Year-to-Date as of September 30, 2017
With Comparative Totals for September 30, 2016

	Fire Equipment				
	Original Budgeted Amounts	Final Budgeted Amounts	2017 Actual Amounts	Variance with Final Budget	2016 Actual Amounts
REVENUES					
Property tax collections	\$ 346,125	\$ 338,625	\$ 410,657	\$ 72,032	\$ 155,107
Intergovernmental	92,625	24,367	5,799	(18,568)	-
Miscellaneous	-	9,750	13,000	3,250	-
Total revenues	438,750	372,742	429,456	56,714	155,107
EXPENDITURES					
Capital outlay					
Equipment	438,750	229,328	18,796	(210,532)	895,990
Other	-	-	-	-	60
Acquisitions	-	-	226,545	226,545	-
Engineering	-	-	23,148	23,148	-
Total expenditures	438,750	229,328	268,489	39,162	896,050
Excess (deficiency) of revenues over (under) expenditures	-	143,414	160,967	17,553	(740,943)
OTHER FINANCING SOURCES (USES)					
Transfers in	-	656,250	210	(656,040)	686,750
Transfers out	-	-	-	-	(15,250)
Total other financing sources (uses)	-	656,250	210	(656,040)	671,500
Net change in fund balance	\$ -	\$ 799,664	161,177	\$ (638,487)	(69,443)
Fund balance, January 1			373,359		481,337
Fund balance (deficit), September 30			<u>\$ 534,536</u>		<u>\$ 411,894</u>

City of Minot, North Dakota
Schedule of Revenues, Expenditures and Changes in Fund Balance, Budget and Actual
Nonmajor Capital Project Fund
For the Year-to-Date as of September 30, 2017
With Comparative Totals for September 30, 2016

	Equipment Purchase				
	Original Budgeted Amounts	Final Budgeted Amounts	2017 Actual Amounts	Variance with Final Budget	2016 Actual Amounts
REVENUES					
Property tax collections	\$ 196,676	\$ 192,926	\$ 305,639	\$ 112,713	\$ 1,235,392
Intergovernmental	64,200	64,200	31,356	(32,844)	146,229
Miscellaneous	-	11,794	15,725	3,931	28,325
Total revenues	260,876	268,920	352,720	83,800	1,409,946
EXPENDITURES					
Capital outlay					
Contracted work	-	-	26,381	26,381	56,794
Equipment	741,251	983,745	603,308	(380,437)	1,325,342
Other	-	-	94	94	7,329
Engineering	-	-	-	-	2,803
Total expenditures	741,251	983,745	629,783	(353,962)	1,392,268
Excess (deficiency) of revenues over (under) expenditures	(480,375)	(714,825)	(277,063)	437,762	17,678
OTHER FINANCING SOURCES (USES)					
Sale of City property	52,500	52,500	27,998	(24,502)	76,440
Transfers in	405,000	412,035	327,063	(84,972)	336,028
Transfers out	-	-	(24,780)	(24,780)	(8,933)
Total other financing sources (uses)	457,500	464,535	330,281	(134,254)	403,535
Net change in fund balance	<u>\$ (22,875)</u>	<u>\$ (250,290)</u>	53,218	<u>\$ 303,508</u>	421,213
Fund balance, January 1			794,235		625,763
Fund balance (deficit), September 30			<u>\$ 847,453</u>		<u>\$ 1,046,976</u>

City of Minot, North Dakota
Schedule of Revenues, Expenditures and Changes in Fund Balance, Budget and Actuals
Nonmajor Capital Project Fund
For the Year-to-Date as of September 30, 2017
With Comparative Totals for September 30, 2016

	Flood Control Capital			
	Original & Final Budgeted Amounts	2017 Actual Amounts	Variance with Final Budget	2016 Actual Amounts
REVENUES				
Intergovernmental	\$ -	\$ 41,622	\$ 41,622	\$ -
Total revenues	-	41,622	41,622	-
EXPENDITURES				
Capital outlay				
Contracted work	12,000,000	1,196,027	(10,803,973)	147,752
Legal	-	-	-	2,105
Other	-	3,688	3,688	7,917
Acquisitions	-	12,050	12,050	114,000
Engineering	-	-	-	1,716,906
Total expenditures	12,000,000	1,211,765	(10,788,235)	1,988,680
Excess (deficiency) of revenues over (under) expenditures	(12,000,000)	(1,170,143)	10,829,857	(1,988,680)
OTHER FINANCING SOURCES (USES)				
Sales tax bonds issued	12,000,000	-	(12,000,000)	-
Transfers in	-	1,536,003	1,536,003	2,110,168
Transfers out	-	-	-	(386,486)
Total other financing sources (uses)	12,000,000	1,536,003	(10,463,997)	1,723,682
Net change in fund balance	\$ -	365,860	\$ 365,860	(264,998)
Fund balance, January 1		(265,822)		898,157
Fund balance (deficit), September 30		\$ 100,038		\$ 633,159

City of Minot, North Dakota
Nonmajor Enterprise Funds

ENTERPRISE FUNDS – Funds for operations (a) financed and operated in a manner similar to private enterprises, where the intent of the governing body is to provide goods or services to the general public on a continuing basis where the expenses, including depreciation, be financed or recovered primarily through user charges; or (b) where the governing body has decided that periodic determination of revenues earned, expenses incurred, and/or net income is appropriate for capital maintenance, public policy, management control, accountability, or other purposes.

Cemetery - To account for the provisions of burial services for the residents of the City and surrounding area. All activities necessary to provide such services are accounted for in this fund, including but not limited to, administration, operations, maintenance, and sale of burial plots and related services.

Parking Authority - To account for the provisions of providing parking for the Central Business District of the City of Minot. All activities necessary to provide such services are accounted for in this fund, including, but not limited to, administration, operations, and maintenance.

City of Minot, North Dakota
Combining Statement of Net Position
Nonmajor Proprietary Funds
September 30, 2017
With Comparative Totals for September 30, 2016

	Nonmajor Business-Type Activities		Total Nonmajor Proprietary Funds 2017	Total Nonmajor Proprietary Funds 2016
	Cemetery	Parking Authority		
ASSETS				
Current				
Cash and cash equivalents	\$ 362,493	\$ 198,603	\$ 561,096	\$ 476,114
Taxes receivable current	17,223	-	17,223	31,125
Taxes receivable delinquent	3,857	-	3,857	2,547
Accounts receivable	18,236	-	18,236	18,882
Intergovernmental receivable	-	-	-	339
Prepaid	-	-	-	7
Total current assets	401,809	198,603	600,412	529,014
Noncurrent assets				
Other assets - capital credits	5,592	1,409	7,001	3,417
Capital assets				
Land	179,504	136,397	315,901	315,901
Buildings	150,885	-	150,885	150,885
Equipment	259,513	342,867	602,380	636,697
Infrastructure	465,159	17,228	482,387	482,387
Total capital assets	1,055,061	496,492	1,551,553	1,585,870
Less-accumulated depreciation	(383,315)	(346,872)	(730,187)	(743,169)
Net capital assets	671,746	149,620	821,366	842,701
Total assets	1,079,147	349,632	1,428,779	1,375,132
DEFERRED OUTFLOWS OF RESOURCES				
Deferred outflows of resources related to pension	59,343	-	59,343	64,150
Total deferred outflows of resources	59,343	-	59,343	64,150
LIABILITIES				
Current liabilities				
Accounts payable	90	150	240	980
Accrued salaries payable	7,209	-	7,209	10,320
Total current liabilities	7,299	150	7,449	11,300
Long-term liabilities				
Customer deposits	-	600	600	600
Net pension liability	499,203	-	499,203	501,921
Total long-term liabilities	499,203	600	499,803	502,521
Total liabilities	506,502	750	507,252	513,821
DEFERRED INFLOWS OF RESOURCES				
Deferred inflows of resources related to pension	49,899	-	49,899	38,579
Total deferred inflows of resources	49,899	-	49,899	38,579
NET POSITION				
Invested in capital assets, net of related debt	671,746	149,620	821,366	842,701
Unrestricted net position	(89,657)	199,262	109,605	44,181
Total net position	\$ 582,089	\$ 348,882	\$ 930,971	\$ 886,882

City of Minot, North Dakota
Combining Statement of Revenues, Expenses, and Changes in Fund Net Position
Nonmajor Proprietary Funds
For the Year-to-Date as of September 30, 2017
With Comparative Totals for September 30, 2016

	<u>Nonmajor Business-Type Activities</u>		<u>Total Nonmajor Proprietary Funds 2017</u>	<u>Total Nonmajor Proprietary Funds 2016</u>
	<u>Cemetery</u>	<u>Parking Authority</u>		
OPERATING REVENUES				
Charges for services	\$ 221,172	\$ 36,736	\$ 257,908	\$ 262,033
Total operating revenues	221,172	36,736	257,908	262,033
OPERATING EXPENSES				
Salaries	178,389	-	178,389	209,005
Employee benefits	80,242	1,180	81,422	88,555
Professional services	279	-	279	110
Property services	10,313	11,036	21,349	19,233
Purchased services	4,702	1,382	6,084	5,466
Supplies	12,163	876	13,039	13,986
Sundry	28,756	3,809	32,565	32,729
Depreciation	33,443	3,431	36,874	38,427
Total operating expenses	348,287	21,714	370,001	407,511
Operating income (loss)	(127,115)	15,022	(112,093)	(145,478)
NON-OPERATING REVENUES (EXPENSES)				
Property tax collections	225,981	-	225,981	275,723
Intergovernmental revenues (expenses)	(339)	-	(339)	-
Miscellaneous income (expense)	5,399	37	5,436	4,207
Gain (loss) on sale of capital assets	5,500	-	5,500	-
Total non-operating revenues (expenses)	236,541	37	236,578	279,930
Income (loss) before contributions and transfers	109,426	15,059	124,485	134,452
Transfers in	31,763	-	31,763	7,081
Total contributions and transfers	31,763	-	31,763	7,081
Change in net position	141,189	15,059	156,248	141,533
Net position, January 1	440,900	333,823	774,723	745,349
Net position, September 30	\$ 582,089	\$ 348,882	\$ 930,971	\$ 886,882

City of Minot, North Dakota
Combining Statement of Cash Flows
Nonmajor Proprietary Funds
For the Year-to-Date as of September 30, 2017
With Comparative Totals for September 30, 2016

	Nonmajor Business-Type Activities		Total Nonmajor Proprietary Funds 2017	Total Nonmajor Proprietary Funds 2016
	Cemetery	Parking Authority		
CASH FLOWS FROM OPERATING ACTIVITIES				
Receipts from customers and users	\$ 227,622	\$ 40,176	\$ 267,798	\$ 237,675
Payments to suppliers	(57,597)	(49,310)	(106,907)	(74,900)
Payments to employees	(278,811)	(1,180)	(279,991)	(312,542)
Due from other agencies	5,600	(35)	5,565	10
Net cash provided (used) by operating activities	(103,186)	(10,349)	(113,535)	(149,757)
CASH FLOWS FROM NONCAPITAL FINANCING ACTIVITIES				
Taxes received	231,041	37	231,078	279,930
Transfers in	31,763	-	31,763	7,081
Net cash provided (used) by noncapital financing activities	262,804	37	262,841	287,011
CASH FLOWS FROM CAPITAL AND RELATED FINANCING ACTIVITIES				
Acquisition and construction of capital assets	(18,013)	-	(18,013)	(142,427)
Disposal of capital asset	5,500	-	5,500	-
Net cash provided (used) by capital and related financing activities	(12,513)	-	(12,513)	(142,427)
CASH FLOWS FROM INVESTING ACTIVITIES				
Net increase (decrease) in cash and cash equivalents	147,105	(10,312)	136,793	(5,173)
Cash and investments, January 1	215,388	208,915	424,303	481,287
Cash and investments, September 30	\$ 362,493	\$ 198,603	\$ 561,096	\$ 476,114
Cash and cash equivalents are comprised of the following:				
Cash and cash equivalents	\$ 362,493	\$ 198,603	\$ 561,096	\$ 476,114
Total cash and equivalents on the Statement of Net Position	\$ 362,493	\$ 198,603	\$ 561,096	\$ 476,114
RECONCILIATION OF OPERATING INCOME (LOSS) TO NET CASH PROVIDED (USED) BY OPERATING ACTIVITIES				
Operating income (loss)	\$ (127,115)	\$ 15,022	\$ (112,093)	\$ (145,478)
Adjustments to reconcile operating income (loss) to net cash provided (used) by operating activities				
Depreciation expense	33,443	3,431	36,874	38,427
Change in assets and liabilities:				
Taxes receivable	649	-	649	(22,931)
Receivables, net	5,794	3,365	9,159	(1,584)
Intergovernmental receivable	9,149	-	9,149	86
Prepaid	7	75	82	157
Accounts payable	(1,384)	(32,207)	(33,591)	(3,376)
Accrued salaries payable	2,527	-	2,527	5,839
Accrued interest payable	(22,707)	-	(22,707)	(20,821)
Other assets	(3,549)	(35)	(3,584)	(76)
Net cash provided (used) by operating activities	\$ (103,186)	\$ (10,349)	\$ (113,535)	\$ (149,757)

City of Minot, North Dakota
Internal Service Funds

INTERNAL SERVICE FUNDS - To account for the financing of goods or services provided by one department or agency of a government to other departments or agencies on a cost reimbursement basis.

Central Garage - To account for the cost of providing fuel, maintenance and repairs to vehicles and equipment of all City departments.

Self Insurance - To account for the cost of providing health insurance to City of Minot employees and retirees.

City of Minot, North Dakota
Combining Statement of Net Position
Internal Service Funds
September 30, 2017
With Comparative Totals for September 30, 2016

	Central Garage	Self Insurance	Total Internal Service Funds 2017	Total Internal Service Funds 2016
ASSETS				
Cash and investments	\$ 108,438	\$ 2,506,365	\$ 2,614,803	\$ 2,386,611
Accounts receivable	-	-	-	253
Inventory	347,618	-	347,618	330,050
Other assets - capital credits	2,232	-	2,232	2,232
Prepaid	-	-	-	3,150
Total assets	458,288	2,506,365	2,964,653	2,722,296
LIABILITIES				
Accounts payable	22,194	125,995	148,189	26,569
Total liabilities	22,194	125,995	148,189	26,569
NET POSITION				
Unrestricted	436,094	2,380,370	2,816,464	2,695,727
Total net position	\$ 436,094	\$ 2,380,370	\$ 2,816,464	\$ 2,695,727

City of Minot, North Dakota
Combining Statement of Revenues, Expenses, and Changes in Fund Net Position
Internal Service Funds
For the Year-to-Date as of September 30, 2017
With Comparative Totals for September 30, 2016

	Central Garage	Self Insurance	Total Internal Service Funds 2017	Total Internal Service Funds 2016
OPERATING REVENUES				
Sales	\$ 97,653	\$ -	\$ 97,653	\$ 532,855
Cost of goods sold	(97,195)	-	(97,195)	(532,203)
Gross margin	458	-	458	652
Charges for services				
Employer	-	2,104,761	2,104,761	1,901,489
Employee	-	637,914	637,914	553,484
Miscellaneous	21,645	58,236	79,881	-
Total operating revenues	22,103	2,800,911	2,823,014	2,455,625
OPERATING EXPENSES				
Supplies	-	-	-	1,072
Insurance claims	-	2,481,334	2,481,334	2,175,196
Total operating expenses	-	2,481,334	2,481,334	2,176,268
Operating income (loss)	22,103	319,577	341,680	279,357
NON-OPERATING REVENUES (EXPENSES)				
Miscellaneous income (expense)	(115,183)	(41,482)	(156,665)	(50,364)
Total non-operating revenues (expenses)	(115,183)	(41,482)	(156,665)	(50,364)
Income (loss) before transfers	(93,080)	278,095	185,015	228,993
Change in net position	(93,080)	278,095	185,015	228,993
Net position, January 1	529,174	2,102,275	2,631,449	2,466,734
Net position, September 30	\$ 436,094	\$ 2,380,370	\$ 2,816,464	\$ 2,695,727

City of Minot, North Dakota
Combining Statement of Cash Flows
Internal Service Funds
For the Year-to-Date as of September 30, 2017
With Comparative Totals for September 30, 2016

	Central Garage	Self Insurance	Total Internal Service Funds 2017	Total Internal Service Funds 2016
CASH FLOWS FROM OPERATING ACTIVITIES				
Receipts from customers and users	\$ 132,937	\$ 2,800,982	\$ 2,933,919	\$ 2,977,373
Payments to suppliers	(143,195)	(2,491,796)	(2,634,991)	(2,848,466)
Net cash provided (used) by operating activities	(10,258)	309,186	298,928	128,907
CASH FLOWS FROM NONCAPITAL FINANCING ACTIVITIES				
Internal activity - payments from other funds	(115,183)	(41,482)	(156,665)	(50,364)
Net cash provided (used) by noncapital financing activities	(115,183)	(41,482)	(156,665)	(50,364)
CASH FLOWS FROM INVESTING ACTIVITIES				
Net increase in cash and cash equivalents	(125,441)	267,704	142,263	78,543
Cash and investments, January 1	233,879	2,238,661	2,472,540	2,308,068
Cash and investments, September 30	\$ 108,438	\$ 2,506,365	\$ 2,614,803	\$ 2,386,611
RECONCILIATION OF OPERATING INCOME (LOSS) TO NET CASH PROVIDED (USED) BY OPERATING ACTIVITIES				
Operating income (loss)	\$ 22,103	\$ 319,577	\$ 341,680	\$ 279,357
Adjustments to reconcile operating income (loss) to net cash provided (used) by operating activities				
Change in assets and liabilities				
Receivables, net	-	71	71	7,086
Inventory	13,639	-	13,639	(17,541)
Prepaid	-	-	-	(3,150)
Accounts payable	(46,000)	125,841	79,841	6,082
Insurance claims payable	-	(136,303)	(136,303)	(142,927)
Net cash provided (used) by operating activities	\$ (10,258)	\$ 309,186	\$ 298,928	\$ 128,907

City of Minot, North Dakota

Trust and Agency Funds

TRUST FUNDS - A pension trust fund is a fund made up of money contributed to by both the employer and the employee for pension benefits. A trustee administers the funds and invests the money, collects the earnings and interest and distributes the benefits. Additional information is provided below for some of the major funds in this category.

City Employee Pension - Arrangement for the provision of pension benefits in which all assets accumulated for the payment of benefits may legally be used to pay benefits (including refunds of member contributions) to any of the plan members or beneficiaries, as defined by the terms of the plan.

OPEB - Other Postemployment Benefits include postemployment healthcare benefits, regardless of the type of plan that provides them, and all postemployment benefits provided separately from a pension plan, excluding benefits defined as termination offers and benefits.

AGENCY FUNDS - Funds used to report resources held by the reporting government in a purely custodial capacity (assets equal liabilities). Agency funds typically involve only the receipt, temporary investment, and remittance of fiduciary resources to individuals, private organizations, or other governments. (SGAS 34) Additional information is provided below for some of the major funds in this category.

Payroll Deductions - To account for the receipt and disbursement of employee payroll deductions on a monthly basis.

Employer Social Security - To account for the receipt and disbursement of employer and employee contributions to social security.

Hotel/Motel Tax - To account for the receipt and disbursement of hotel/motel tax as collected and distributed by the City to the Convention and Visitor's Bureau and the All Season's Arena.

Community Development Block Grant and Economic Development Administration – To account for resources provided by the Community Development Block Grants and the Economic Development Administration.

City of Minot, North Dakota
Combining Statement of Fiduciary Net Position
Fiduciary Funds
September 30, 2017
With Comparative Totals for September 30, 2016

	Pension Trust	OPEB Trust	Total Fiduciary Funds 2017	Total Fiduciary Funds 2016
ASSETS				
Cash and cash equivalents	\$ 16,185	\$ -	\$ 16,185	\$ 13,908
Investments				
Money market	182,278	22,098	204,376	177,889
Equity/stocks	41,885,208	683,307	42,568,515	36,522,648
Fixed income	23,248,954	384,322	23,633,276	24,743,263
Alternative	4,470,861	69,577	4,540,438	3,956,116
Total investments	69,787,301	1,159,304	70,946,605	65,399,916
Taxes receivable delinquent	-	-	-	14,312
Due from other funds	188,195	-	188,195	147,222
Total assets	69,991,681	1,159,304	71,150,985	65,575,358
LIABILITIES				
Due to other funds	-	188,195	188,195	147,222
Total liabilities	-	188,195	188,195	147,222
DEFERRED INFLOWS OF RESOURCES				
Unavailable revenue - property taxes	-	-	-	14,312
NET POSITION				
Restricted for pension benefits	69,991,681	-	69,991,681	64,393,353
Restricted for OPEB benefits	-	971,109	971,109	1,020,471
Total net position	\$ 69,991,681	\$ 971,109	\$ 70,962,790	\$ 65,413,824

City of Minot, North Dakota
Combining Statement of Changes in Fiduciary Net Position
Fiduciary Funds
For the Year-to-Date as of September 30, 2017
With Comparative Totals for September 30, 2016

	Pension Trust	OPEB Trust	Total Fiduciary Funds 2017	Total Fiduciary Funds 2016
ADDITIONS				
Contributions				
Employer	\$ 3,511,862	\$ 41,482	\$ 3,553,344	\$ 3,701,099
Employee	1,743,483	337,581	2,081,064	2,189,852
Total contributions	5,255,345	379,063	5,634,408	5,890,951
Investment income				
Interest and dividends	1,128,822	15,160	1,143,982	1,113,419
Net increase (decrease) in the fair value of investments	6,219,602	112,871	6,332,473	3,090,792
Total investment income	7,348,424	128,031	7,476,455	4,204,211
Less investment expense	95,754	1,703	97,457	115,095
Net investment income	7,252,670	126,328	7,378,998	4,089,116
Total additions	12,508,015	505,391	13,013,406	9,980,067
DEDUCTIONS				
Benefits paid to plan member and beneficiaries	5,978,502	-	5,978,502	5,808,939
Refunds paid to plan member and beneficiaries	321,577	-	321,577	311,610
Retiree claims	-	370,858	370,858	360,767
Third party premiums	-	141,718	141,718	149,374
Administrative expenses	154,008	13,200	167,208	166,102
Total deductions	6,454,087	525,776	6,979,863	6,796,792
Change in net position	6,053,928	(20,385)	6,033,543	3,183,275
Net position, January 1	63,937,753	991,494	64,929,247	62,230,549
Net position, September 30	\$ 69,991,681	\$ 971,109	\$ 70,962,790	\$ 65,413,824

City of Minot, North Dakota
Combining Statement of Net Position
Agency Funds
September 30, 2017
With Comparative Totals for September 30, 2016

	Payroll Deductions	Employer Social Security	Hotel/ Motel Tax	CDBG/ EDA	Total Agency Funds 2017	Total Agency Funds 2016
ASSETS						
Cash and investments	\$ 169,673	\$ -	\$ 198,341	\$ 658	\$ 368,672	\$ 411,400
Taxes receivable delinquent	-	-	-	-	-	608
Accounts receivable	-	-	5,173	-	5,173	304
Intergovernmental receivable	-	-	-	-	-	1,097
Total assets	<u>\$ 169,673</u>	<u>\$ -</u>	<u>\$ 203,514</u>	<u>\$ 658</u>	<u>\$ 373,845</u>	<u>\$ 413,409</u>
LIABILITIES						
Accounts payable	\$ 169,673	\$ -	\$ 203,514	\$ 658	\$ 373,845	\$ 413,409
Total liabilities	<u>\$ 169,673</u>	<u>\$ -</u>	<u>\$ 203,514</u>	<u>\$ 658</u>	<u>\$ 373,845</u>	<u>\$ 413,409</u>

City of Minot, North Dakota
Combining Statements of Changes in Assets and Liabilities - Agency Funds
For the Year-to-Date as of September 30, 2017
With Comparative Totals for September 30, 2016

	Beginning	Additions	Deletions	Ending
PAYROLL DEDUCTIONS				
Assets				
Cash and investments	\$ -	\$ 5,761,940	\$ 5,592,267	\$ 169,673
Accounts receivable	-	4,498	4,498	-
Total assets	<u>\$ -</u>	<u>\$ 5,766,438</u>	<u>\$ 5,596,765</u>	<u>\$ 169,673</u>
Liabilities				
Accounts payable	\$ -	\$ 633,205	\$ 802,878	\$ 169,673
Total liabilities	<u>\$ -</u>	<u>\$ 633,205</u>	<u>\$ 802,878</u>	<u>\$ 169,673</u>
EMPLOYER SOCIAL SECURITY				
Assets				
Taxes receivable current	\$ -	\$ 6	\$ 6	\$ -
Intergovernmental receivable	-	828	828	-
Total assets	<u>\$ -</u>	<u>\$ 834</u>	<u>\$ 834</u>	<u>\$ -</u>
Liabilities				
Accounts payable	\$ -	\$ 834	\$ 834	\$ -
Total liabilities	<u>\$ -</u>	<u>\$ 834</u>	<u>\$ 834</u>	<u>\$ -</u>
HOTEL/MOTEL TAX				
Assets				
Cash and investments	\$ -	\$ 613,255	\$ 414,914	\$ 198,341
Accounts receivable	-	655,681	650,508	5,173
Intergovernmental receivable	-	1,832	1,832	-
Total assets	<u>\$ -</u>	<u>\$ 1,270,768</u>	<u>\$ 1,067,254</u>	<u>\$ 203,514</u>
Liabilities				
Accounts payable	\$ -	\$ 499,409	\$ 702,923	\$ 203,514
Total liabilities	<u>\$ -</u>	<u>\$ 499,409</u>	<u>\$ 702,923</u>	<u>\$ 203,514</u>
CDBG/EDA				
Assets				
Cash and investments	\$ -	\$ 47,926	\$ 47,268	\$ 658
Intergovernmental receivable	-	53,425	53,425	-
Total assets	<u>\$ -</u>	<u>\$ 101,351</u>	<u>\$ 100,693</u>	<u>\$ 658</u>
Liabilities				
Accounts payable	\$ -	\$ 151,508	\$ 152,166	\$ 658
Total liabilities	<u>\$ -</u>	<u>\$ 151,508</u>	<u>\$ 152,166</u>	<u>\$ 658</u>
TOTAL SEPTEMBER 30, 2017				
Assets				
Cash and investments	\$ -	\$ 6,423,121	\$ 6,054,449	\$ 368,672
Taxes receivable current	-	6	6	-
Accounts receivable	-	660,179	655,006	5,173
Intergovernmental receivable	-	56,085	56,085	-
Total assets	<u>\$ -</u>	<u>\$ 7,139,391</u>	<u>\$ 6,765,546</u>	<u>\$ 373,845</u>
Liabilities				
Accounts payable	\$ -	\$ 1,284,956	\$ 1,658,801	\$ 373,845
Total liabilities	<u>\$ -</u>	<u>\$ 1,284,956</u>	<u>\$ 1,658,801</u>	<u>\$ 373,845</u>
TOTAL SEPTEMBER 30, 2016				
Assets				
Cash and investments	\$ 404,426	\$ 5,871,487	\$ 5,864,513	\$ 411,400
Taxes receivable delinquent	1,015	16	423	608
Accounts receivable	80,405	643,997	724,098	304
Intergovernmental receivable	24,843	42,169	65,915	1,097
Due to other funds	265	(265)	-	-
Total assets	<u>\$ 510,954</u>	<u>\$ 6,557,404</u>	<u>\$ 6,654,949</u>	<u>\$ 413,409</u>
Liabilities				
Accounts payable	\$ 510,689	\$ 1,283,424	\$ 1,186,144	\$ 413,409
Due to other funds	265	-	(265)	-
Total liabilities	<u>\$ 510,954</u>	<u>\$ 1,283,424</u>	<u>\$ 1,185,879</u>	<u>\$ 413,409</u>

City of Minot, North Dakota
Capital Assets Used in the Operation of Governmental Funds
Comparative Schedule by Source September 30, 2017 and 2016

GOVERNMENTAL FUNDS CAPITAL ASSETS	2017	2016
Land	\$ 57,158,423	\$ 42,684,585
Buildings	21,177,264	14,646,808
Equipment	23,406,899	23,005,805
Infrastructure	268,534,416	230,012,297
Intangible assets	598,329	598,329
Books	3,386,909	3,330,862
Construction in progress	31,482,589	42,690,616
Total governmental funds capital assets	<u>\$ 405,744,829</u>	<u>\$ 356,969,302</u>
INVESTMENTS IN GOVERNMENTAL FUNDS CAPITAL ASSETS BY SOURCE		
Capital project funds		
General obligation bonds	\$ 32,581,212	\$ 27,587,818
Revenue bonds	3,554,141	3,554,141
Sales tax	33,589,565	21,255,684
Federal grants	121,828,104	109,793,141
State grants	50,719,213	28,592,151
County grants	1,216,423	1,216,423
Contributions from others	88,132,125	116,394,745
General fund	52,766,424	27,697,300
Special revenue	17,797,156	17,620,762
Urban renewal	465,739	465,739
Enterprise fund	3,094,727	2,791,398
Total governmental funds capital assets	<u>\$ 405,744,829</u>	<u>\$ 356,969,302</u>

City of Minot, North Dakota
Capital Assets Used in the Operation of Governmental Funds
Schedule by Function and Activity
September 30, 2017
With Comparative Totals for September 30, 2016

FUNCTION AND ACTIVITY	Land	Buildings	Equipment	Infrastructure	Intangible Assets	Books	Construction in Process	2017	2016
General Government									
Civic center/property maintenance	\$ 49,374	\$ 3,429,528	\$ 292,254	\$ 305,527	\$ -	\$ -	\$ -	\$ 4,076,683	\$ 4,114,464
City Manager/Clerk	-	-	52,749	-	-	-	-	52,749	7,999
Finance	-	-	-	-	-	-	-	-	26,888
Information technology	-	-	262,886	-	220,899	-	15,300	499,085	434,997
Assessor	-	-	61,172	-	32,500	-	-	93,672	128,218
Engineering	-	-	409,601	-	-	-	-	409,601	416,024
Inspection	-	-	184,843	-	33,000	-	-	217,843	308,079
Traffic control	-	-	912,901	5,217,331	-	-	6,888	6,137,120	6,156,699
Public works	-	4,411,178	136,205	-	-	-	-	4,547,383	1,545,314
General	54,854,266	119,423	1,472,200	20,452,191	-	-	26,210,769	103,108,849	72,876,506
Total general government	54,903,640	7,960,129	3,784,811	25,975,049	286,399	-	26,232,957	119,142,985	86,015,188
Public Safety									
Police	-	161,537	4,959,523	2,254,756	-	-	-	7,375,816	7,439,073
Fire	243,861	7,452,934	4,985,839	1,388,084	-	-	250,238	14,320,956	14,603,384
Total public safety	243,861	7,614,471	9,945,362	3,642,840	-	-	250,238	21,696,772	22,042,457
Street	1,580,920	385,576	4,699,198	237,428,189	311,930	-	4,879,781	249,285,594	233,663,945
Shop	-	-	321,457	-	-	-	-	321,457	312,233
Library	7,624	3,128,994	96,569	315,781	-	3,386,909	103,677	7,039,554	6,939,504
Public transportation	-	853,027	3,309,632	-	-	-	-	4,162,659	4,166,165
Recreation	422,378	1,235,067	1,249,870	1,172,557	-	-	15,936	4,095,808	3,829,810
Total governmental funds	\$ 57,158,423	\$ 21,177,264	\$ 23,406,899	\$ 268,534,416	\$ 598,329	\$ 3,386,909	\$ 31,482,589	\$ 405,744,829	\$ 356,969,302

City of Minot, North Dakota
Capital Assets Used in the Operation of Governmental Funds
Schedule of Changes by Function and Activity
September 30, 2017

FUNCTION AND ACTIVITY	Governmental Fund					Governmental Fund	
	Capital Assets January 1, 2017	Additions	Deletions	Transfers	Construction in Process	Capital Assets September 30, 2017	
GENERAL GOVERNMENT							
Civic center/property maintenance	\$ 4,095,632	\$ -	\$ 18,949	\$ -	\$ -	\$ 4,076,683	
City Manager/Clerk	39,613	13,136	-	-	-	52,749	
Finance	26,888	-	-	(26,888)	-	-	
Information technology	456,897	-	-	26,888	15,300	499,085	
Assessor	128,218	-	34,546	-	-	93,672	
Engineering	416,023	7,000	13,422	-	-	409,601	
Inspection	378,427	-	160,584	-	-	217,843	
Traffic control	6,137,343	21,156	28,267	-	6,888	6,137,120	
Public works	4,583,821	-	36,438	-	-	4,547,383	
General	83,365,906	854,947	7,322,773	-	26,210,769	103,108,849	
Total general government	99,628,768	896,239	7,614,979	-	26,232,957	119,142,985	
PUBLIC SAFETY							
Police	7,264,511	136,905	-	(25,600)	-	7,375,816	
Fire	14,360,330	432,604	722,216	-	250,238	14,320,956	
Total public safety	21,624,841	569,509	722,216	(25,600)	250,238	21,696,772	
Street	244,555,537	239,880	389,604	-	4,879,781	249,285,594	
Shop	312,233	38,750	29,526	-	-	321,457	
Library	6,909,291	26,586	-	-	103,677	7,039,554	
Public transportation	4,160,873	39,195	37,409	-	-	4,162,659	
Recreation	4,079,872	-	-	-	15,936	4,095,808	
Total governmental funds	\$ 381,271,415	\$ 1,810,159	\$ 8,793,734	\$ (25,600)	\$ 31,482,589	\$ 405,744,829	

City of Minot, North Dakota
Fund Balance Detail
September 30, 2017

	General Fund	Major Special Revenue Fund Sales Tax NAWS	Major Debt Service Special Assessment Debt	Major Capital Project Funds		Nonmajor Other Governmental Funds	Total
Fund balances							
Nonspendable							
Inventory	\$ -	\$ -	\$ -	\$ -	\$ -	\$ 8,479	\$ 8,479
Long-term loans receivable	-	-	-	-	-	1,000,000	1,000,000
Prepaid	76,945	-	-	-	-	24,290	101,235
Other assets - capital credits	343,629	-	-	-	-	40,086	383,715
Advances to other funds	-	-	936,614	-	-	103,527	1,040,141
Total nonspendable	420,574	-	936,614	-	-	1,176,382	2,533,570
Restricted							
Highways and streets	-	-	-	1,403,678	-	-	1,403,678
Community development	-	-	-	-	-	8,577,629	8,577,629
Sales tax improvements	-	-	-	-	-	4,780,468	4,780,468
Sales tax flood control	-	-	-	-	-	11,772,850	11,772,850
Sales tax property tax relief	-	-	-	-	-	170,018	170,018
Sales tax infrastructure	-	-	-	-	-	7,500,536	7,500,536
Sales tax community facilities	-	-	-	-	-	7,391,168	7,391,168
NAWS	-	29,178,804	-	-	-	-	29,178,804
Debt service reserve	-	-	3,326,264	-	-	764,959	4,091,223
Total restricted	-	29,178,804	3,326,264	1,403,678	-	40,957,628	74,866,374
Assigned							
General government	-	-	-	-	-	1,048,321	1,048,321
Public transportation	-	-	-	-	-	592,865	592,865
Culture and recreation	-	-	-	-	-	2,180,072	2,180,072
Emergency fund	-	-	-	-	-	711,149	711,149
Highways and streets	-	-	-	7,360,952	-	5,551,103	12,912,055
Debt service	-	-	352,729	-	-	147,793	500,522
Equipment purchases	-	-	-	-	-	1,381,989	1,381,989
Capital purchases	-	-	-	-	327,039	-	327,039
Special assessment districts	-	-	-	-	-	459,159	459,159
Other purposes	-	-	-	-	-	94,076	94,076
Total assigned	-	-	352,729	7,360,952	327,039	12,166,527	20,207,247
Unassigned	27,594,688	-	-	-	-	-	27,594,688
Total fund balance	\$ 28,015,262	\$ 29,178,804	\$ 4,615,607	\$ 8,764,630	\$ 327,039	\$ 54,300,537	\$ 125,201,879