



THE CITY OF MINOT

# ANNUAL BUDGET

**2025**

MINOTND.GOV

# City of Minot

Harold Stewart – City Manager  
PO Box 5006  
Minot, ND 58702-5006  
(701) 857-4750

**To:** Honorable Mayor & City Council Members  
**Date:** October 7, 2024  
**RE:** 2025 Annual Budget

The adopted 2025 City of Minot budget continues the City Council's long-standing effort at providing municipal services as cost effectively as possible. The City levy approved by the City Council in 2024 was 119.93 mills or \$28,520,411. The final adjusted rate by the County was 119.76. The levy for 2025 is 97.11 mills, a decrease of 22.82 mills or \$4,452,379. The value of each mill has increased 4.22%, as detailed in the attached 2025 budget summary.

The adopted 2025 budget incorporates the adopted 2025-2029 Capital Improvement Plan (CIP). To meet the growth of the City and continue to maintain infrastructure, the City has a number of capital improvement projects planned for 2025. The following is a brief list of the major projects:

- Flood Control Projects
- NAWS
- Puppy Dog Coulee Storm Sewer District
- 16<sup>th</sup> St SW Reconstruction Phase I
- 3<sup>rd</sup> St E and Central Ave Reconstruction
- Floodway Property Acquisitions

The annual budget makes efforts to address the results from the community survey. One of the biggest areas of priority from the citizens of Minot was overall maintenance of City streets/sidewalks. Staff has proposed to increase the set aside for street infrastructure maintenance from \$8 million to \$11 million in the 2025 proposed budget.

The 2025 adopted budget is \$225,667,824 compared to \$199,398,060 in 2024, which is an increase of \$26,269,763 or 13.17%.

Thank you for the opportunity to submit the 2025 adopted annual budget for your consideration.

Sincerely,




Harold Stewart – City Manager



**This page left blank intentionally.**

---





## TABLE OF CONTENTS

CITY MANAGER'S LETTER OF TRANSMITTAL	
ELECTED OFFICIALS.....	1
ORGANIZATION CHART.....	2
MISSION AND VALUES.....	3
MAGIC CITY ASPIRATIONS.....	4
BUDGET GUIDE.....	5
COMPARISON OF TOTAL BUDGET BY FUND.....	13
COMPARISON OF PROPERTY TAX LEVY.....	14
COMPARISON OF OPERATING BUDGETS BY SPENDING CATEGORY.....	15
BUDGET SUMMARY.....	19
<b>GENERAL FUND</b>	
CITY COUNCIL.....	36
CITY MANAGER.....	38
HUMAN RESOURCES.....	40
CITY ATTORNEY.....	42
FINANCE.....	44
INFORMATION TECHNOLOGY.....	46
ASSESSOR.....	48
POLICE ADMIN/PATROL/INVESTIGATIONS.....	50
NARCOTICS TASK FORCE.....	52
DISPATCH.....	54
MUNICIPAL JUDGE.....	56
FIRE CONTROL.....	58
COMMUNITY DEVELOPMENT.....	60
INSPECTION.....	62
TRAFFIC.....	64
ENGINEERING.....	66
SHOP.....	68
STREET.....	70
PROPERTY MAINTENANCE.....	72





## TABLE OF CONTENTS

### **ENTERPRISE FUNDS**

AIRPORT.....	76
CEMETERY.....	80
PARKING AUTHORITY.....	84
GARBAGE COLLECTION.....	88
LANDFILL.....	90
STORM SEWER .....	94
WATER PLANT.....	96
WATER DISTRIBUTION.....	100
SEWAGE PUMPING.....	102
UTILITY BILLING.....	104
RENAISSANCE PARKING RAMP.....	108
CENTRAL PARKING RAMP.....	110

### **SPECIAL REVENUE FUNDS**

PUBLIC TRANSPORTATION.....	114
LIBRARY.....	118
NAWS BIOTA PLANT.....	122
FLOOD CONTROL MAINTENANCE.....	126
EMERGENCY FUND.....	130
CENTRAL DAKOTA METROPOLITAN PLANNING ORGANIZATION.....	134
SALES TAX - TAX RELIEF, ECONOMIC DEVELOPMENT, IMPROVEMENTS & FLOOD CONTROL - FIRST PENNY.....	137
SALES TAX - TAX RELIEF, INFRASTRUCTURE, COMMUNITY FACILITIES/FLOOD CONTROL & NAWS - SECOND PENNY.....	139
COMMUNITY DEVELOPMENT BLOCK GRANT - ENTITLEMENT.....	142

### **DEBT SERVICE FUND**

DEBT RETIREMENT.....	146
----------------------	-----

### **CAPITAL PROJECT FUNDS**

CAPITAL INFRASTRUCTURE.....	149
CAPITAL EQUIPMENT.....	151
CAPITAL FLOOD CONTROL.....	153

### **PAY PLAN**

SCHEDULE OF ANNUAL SALARY RANGES.....	155
JOB CLASSES BY GRADE AND STEP.....	160

### **APPROPRIATION ORDINANCE AND RESOLUTIONS**

ANNUAL BUDGET ORDINANCE.....	165
AIRPORT RESOLUTION.....	167
CEMETERY RESOLUTION.....	175
SANITATION AND WATER/SEWER/STORM SEWER RESOLUTION.....	177

### **APPENDIX I - STATE AUDITOR'S REQUIREMENTS**

181
-----



## **ELECTED OFFICIALS**

### **CITY COUNCIL**

Tom Ross | Mayor

Mark Jantzer | Council President

Lisa Olson | Council Vice President

Paul Pitner | Council Member

Rob Fuller | Council Member

Mike Blessum | Council Member

Scott Samuelson | Council Member

### **OTHER ELECTED OFFICIAL**

Ashley Beall | Municipal Judge

## **DEPARTMENT DIRECTORS**

Harold Stewart | City Manager

Tom Joyce | Assistant City Manager

David Lakefield | Finance Director

Lisa Jundt | Human Resources Director

Stefanie Stalheim | City Attorney

Ryan Kamrowski | City Assessor

John Klug | Police Chief

Kelli Kronschnabel | Fire Chief

Brian Billingsley | Community Development Director

Lance Meyer | City Engineer

Bryan Banfill | Public Works Operations Director

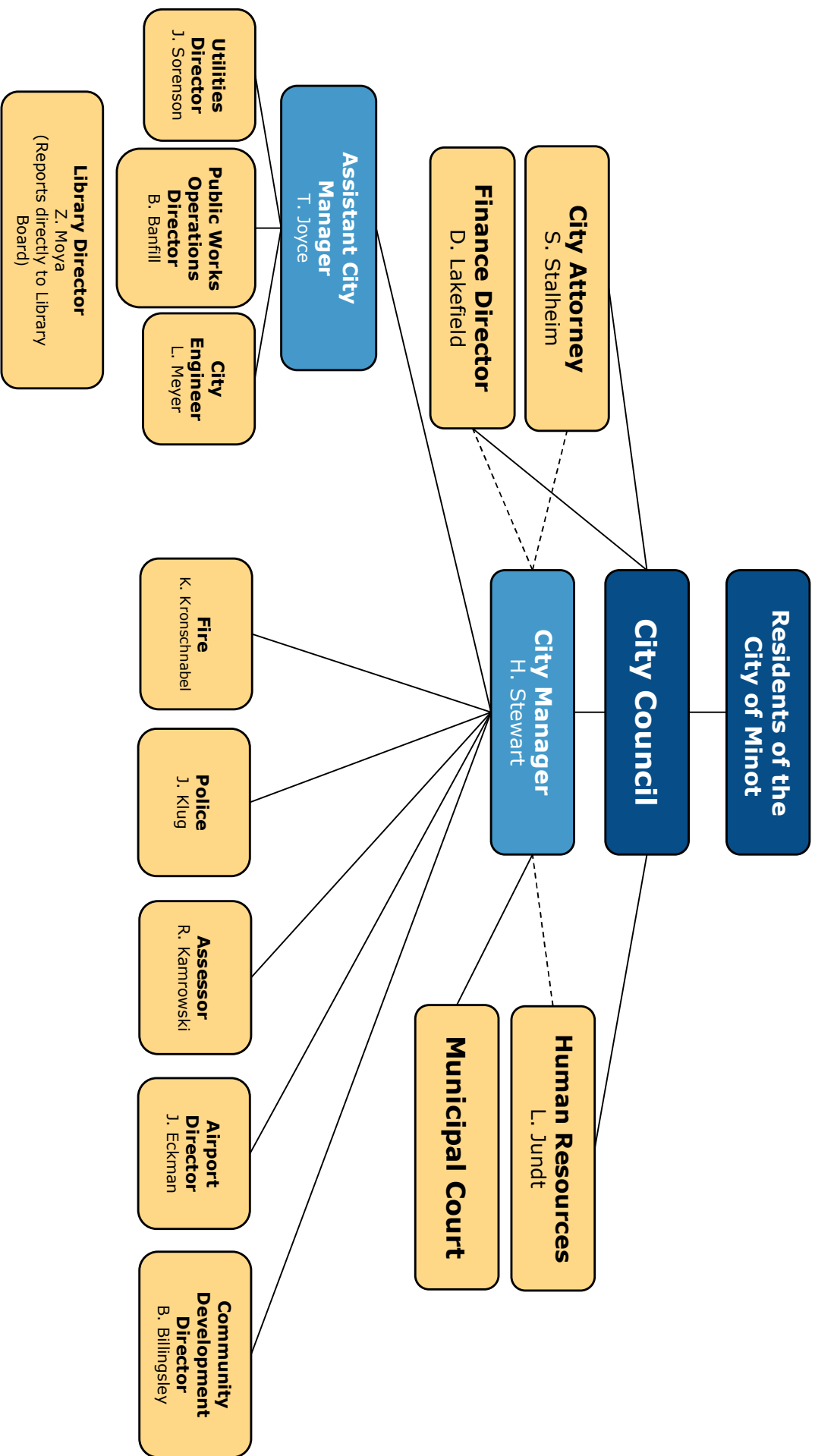
Jason Sorenson | Utilities Director

Jennifer Eckman | Airport Director

Zhaina Moya | Library Director

# City of Minot

## Organizational Chart



OUR MISSION

**SERVING OUR NEIGHBORS,  
BUILDING OUR COMMUNITY  
WITH PRIDE.**

OUR VALUES

**P**

**ROFESSIONALISM**

**R**

**ESPONSIBILITY**

**I**

**NTEGRITY**

**D**

**EDICATION**

**E**

**XCELLENCE**





# Aspirations

MINOT CITY COUNCIL'S VISION:

**'BUILDING EXCELLENCE WITH OUR COMMUNITY'**

## DYNAMIC & FLOURISHING

Minot is a thriving and vibrant community ready to collaborate and adapt to achieve strategic growth.




## PREPARED & RESILIENT

Minot is prepared to take effective action when faced with challenges and works with the community's resilient nature to persevere.

## SAFE & WELCOMING

Minot is a welcoming community where people feel safe and engaged, with the freedom to celebrate their rich, diverse histories and identities.



## EXCELLENT & CONNECTED

Minot is fiscally responsible, provides quality services, and engages with community members and strategic partners who address broader needs.

**FOUR ASPIRATIONS DRIVE EVERY DECISION TO ACHIEVE OUR VISION.**

**2025 ANNUAL BUDGET**



## **BUDGET GUIDE**

### **OVERVIEW**

The City of Minot offers the readers this budget guide to assist in the use and understanding of the City's Annual Budget. The annual budget serves as a policy document, a financial plan, an operation guide, and a communication device for the City's operations.

### **BUDGET SECTIONS**

The annual budget is organized into the following sections:

- Letter of Transmittal
- Budget Guide
- Budget Summary
- Source and Use of Fund Statements
- Pay Plan
- Ordinance and Resolution

### **LETTER OF TRANSMITTAL**

The letter of transmittal is the City's Manager's message to the Mayor and City Council members highlighting significant changes in the proposed annual budget. It also provides the reader with a brief synopsis of the total budget.

### **BUDGET GUIDE**

This section is intended to provide the reader a summary of the budget document and inform the user of the City's financial and budget policies.

### **BUDGET SUMMARY**

This section contains the budget summary, rates and fees, outstanding debt, new personnel requests and employee pay/benefits as well as a breakdown of budgeted cash reserves.

### **SOURCE AND USE OF FUND STATEMENTS**

This section is organized by fund type and contains a schedule of estimated revenues and appropriations for each City fund, including the General Fund, Enterprise Funds, Special Revenue Funds, Debt Service Fund, and Capital Project Funds. Internal Service and Fiduciary Funds have no budgeted revenues or expenditures.

### **PAY PLAN**

This section provides detailed information on the 2025 annual pay and classification plan as approved by the Minot Civil Service Commission. Information includes detailed grade and steps, occupational job families and job classes, and the number of positions included in the 2025 annual budget.

## **ORDINANCE AND RESOLUTION**

This section provides the signed budget ordinance as approved by the City Council as well as any signed resolutions for changes in rates, charges, or fees.

## **APPENDIX I – STATE AUDITOR’S OFFICE REQUIREMENTS**

This section provides the required information to be in compliance with North Dakota Century Code 40-40 regarding municipal budget law and 57-15 regarding interim fund and determination of levy.

## **THE CITY ORGANIZATION**

The City of Minot, incorporated on July 16, 1887, is located in the north central part of North Dakota. The City currently occupies a land area of approximately 27.67 square miles and serves a population of approximately 47,759. Located twelve miles north of the City, and a definite part of the community, is one of the nation's largest Air Force bases. The economic impact of the Minot Air Force Base on the City during 2023 was nearly \$621.6 million. The Minot Air Force Base had nearly \$84.3 million in construction, services and other expenditures. Minot Air Force Base serves as the home for over 11,827 active duty personnel and their dependents. Many of the personnel assigned to the base choose to reside in the City during their tour of duty and after their discharge. The relationship between the citizens of Minot and the citizens of the base is one of cooperation and friendliness.

The City of Minot is a home rule city and adopted its home rule charter on November 7, 1972. Minot operates under a “modern council” form of government and a council-manager plan. The City Council is comprised of the mayor and six council members. The mayor is elected, at large, to serve a four-year term; council members serve four-year staggered terms, with three council members elected, at large, every two years. Among other things, the City Council is responsible for passing ordinances, establishing policies, adopting the budget, appointing committees, confirming the appointments of department heads, and hiring the City Manager. The City Manager is responsible for carrying out the City Council’s policies and ordinances, and for overseeing the day-to-day operations of the City government.

The City provides a full range of services contemplated by statute or charter. This includes police and fire protection, the construction and maintenance of highways, streets, and other infrastructure, sanitation, planning and community development, water, sewer, and storm sewer, cemetery, airport, two parking ramps located in downtown Minot and general administrative services necessary to serve the citizens of the City.

The City is empowered to levy a property tax on real property located within its boundaries. It is also empowered by state statute to extend its corporate limits by annexation, which occurs periodically when deemed appropriate by the City Council.

Minot’s centralized location in North America and its high-quality transportation make it an attractive site for both businesses and manufacturers. The sales tax base, the oil industry, and construction are all factors that build a solid foundation for business and industry to enjoy greater productivity and profitability.

<b>Sales Tax Collections</b>		<b>Property Tax Levied</b>	
2019	22,160,231	2020	25,301,186
2020	20,655,109	2021	25,781,496
2021	23,141,014	2022	26,137,235
2022	25,588,350	2023	27,186,821
2023	26,440,643	2024	28,520,411

The financial position of the City remains sound with management continuing to administer the financial policies established by the City Council in a prudent and effective manner.

## **BASIS OF ACCOUNTING AND BUDGETING**

The City's accounting and budgeting records for all governmental funds are maintained on the modified accrual basis. This method recognizes revenues when they are measurable and available. Revenues are considered to be available when they are collectible within the current period or soon enough thereafter to pay liabilities of the current period. For this purpose, the City considers revenues available if they are collected within 30 days of the end of the fiscal year. The proprietary funds are accounted and budgeted for using the full accrual basis. Under this method, revenues are recognized when they are earned and expenses are recognized when they are incurred. The Annual Comprehensive Financial Report (ACFR) shows the status of the City's finances on a basis of Generally Accepted Accounting Principles (GAAP). The ACFR is posted to the City's website at the following link: <https://www.minotnd.gov/Archive.aspx?AMID=40>.

## **FUND STRUCTURE**

A fund is a grouping of related accounts that is used to maintain control over resources that have been segregated for specific activities or objectives. The City, similar to other state and local governments, uses fund accounting to ensure and demonstrate compliance with finance-related legal requirements. Each fund is considered a separate accounting entity. All of the funds of the City can be divided into three fund types: governmental funds, proprietary funds, and fiduciary funds.

Governmental funds account for essentially the same functions reported as governmental activities in the government-wide financial statements. The governmental fund statements provide a detailed short-term view of the government operations and the basic services it provides, and are reported on the modified accrual basis of accounting which focuses on available spendable resources. This allows the reader to evaluate the City's short-term financing requirements.

Because the focus of governmental funds is narrower than the government-wide financial statements, it is useful to compare the information presented for governmental funds with similar information presented for governmental activities in the government-wide financial statements. By doing so, readers may better understand the long-term impact of the government's near-term financing decisions. Both the governmental fund balance sheet and the governmental fund statement of revenues, expenditures, and changes in fund balances provide a reconciliation to facilitate the comparison between the governmental funds and the government-wide financial statements.

The City of Minot maintains 22 individual governmental funds. The City presents separate information in the governmental fund balance sheet and statement of revenues, expenditures, and changes in fund balances for the general fund, and the following major funds: debt service, capital infrastructure and capital flood control. Data from the other governmental funds are combined in a



single, aggregate presentation. Combining statements provide individual fund data for each of these non-major governmental funds.

The City of Minot adopts an annual budget for all governmental funds.

The City maintains two types of proprietary funds, enterprise and internal service. Enterprise funds report activities that charge for services provided to outside customers. The enterprise funds are business-type activities in the government-wide statements. The City uses enterprise funds to account for its airport, sanitation, water, sewer and storm sewer, as major funds, and its cemetery, parking authority operation, and parking ramps operations, as non-major funds. Internal Service funds report activities that provide supplies and services to other City programs and activities. The City of Minot uses internal service funds to account for its central garage and the self-funded insurance program. Because these services predominantly benefit governmental rather than business-type functions, they have been included within governmental activities in the government-wide financial statements.

Proprietary fund statements provide the same type of information as the government-wide statements, only in more detail. The City combines both internal service funds in a single, aggregate presentation in the proprietary fund financial statements. The City provides individual fund data for the non-major proprietary funds in the form of combining statements. Individual fund data for the internal service funds are also in the form of combining statements.

Fiduciary funds account for resources held for the benefit of parties outside the government. The City is a trustee for its employees' pension and other post-employment benefit plans. It is also responsible for other assets held on behalf of others. The City is responsible for ensuring the assets reported in these funds are used for their intended purpose.

The City reports fiduciary activities in separate Statements of Fiduciary Net Position and Changes in Fiduciary Net Position. These activities have been excluded from the City's other financial statements since the City cannot use these assets to finance its operations. The accounting used for fiduciary funds is similar to proprietary funds.

## **FINANCIAL POLICIES**

### **BUDGET POLICIES**

- The City Council shall adopt a structurally balanced budget for the upcoming fiscal year.
- The annual budget is presented in accordance with Generally Accepted Accounting Principles (GAAP).
- The budget is prepared by fund, by department within each fund, and by line item within each department. The legal level of budgetary control is at the fund level. The management of the City of Minot has the authority to exceed line items or departments budgets as long as the fund appropriations are not exceeded. City Council approval is required for (a) the transfer of appropriations from one fund to another fund or the addition of line items within a fund or both and (b) an increase in the aggregate total of appropriations in order to reflect changes in financial circumstances.
- Financial control systems shall be in place to monitor compliance within the adopted budget, including the use of monthly and quarterly reporting.

### **REVENUE POLICIES**

The City will use its best efforts to collect past due revenues. These efforts may include internal and external processes. Uncollectible revenues will be considered on a case-by-case basis, and decisions related to write-offs will be brought to the Finance department as deemed appropriate.

The City will establish all user charge fees at a level related to the full cost (operating, direct, indirect and capital) of providing the service. The City will review fees during the annual budget process.

## EXPENDITURE POLICIES

The City shall operate on a current funding basis. Expenditures shall be budgeted and controlled so as not to exceed current revenues plus the planned use of fund balance accumulated through prior years.

The City shall make every effort to maximize any discounts offered by creditors/vendors. Staff shall follow applicable procurement policies and use competitive bidding to attain the best possible price on goods and services.

## RESERVE POLICIES

All funds must maintain an operating reserve equivalent to 1/12 of the annual budget for that fund per City ordinance. The purpose of this ordinance is to maintain an adequate level of fund balance to provide for large future expenditures, cash flow requirements and contingencies. The City strives to maintain a 3/12 operating reserve in all operating funds.

## FUND BALANCE CATEGORIES

**Nonspendable** is a component of fund balance that includes only amounts that cannot be spent because they are either (a) not in spendable form or (b) legally or contractually required to be maintained intact.

**Restricted** fund balance represents a portion of fund balance that reflects constraints placed on the use of resources (other than nonspendable items) that are either: (a) externally imposed by creditors (such as through debt covenants), grantors, contributors, or laws or regulations of other governments; or (b) imposed by law through constitutional provisions or enabling legislation.

**Committed** fund balance includes amounts that can only be used for specific purposes pursuant to constraints imposed by formal action of the government's highest level of decision-making authority (the City Council), the vote of the citizens, or the wishes of a donor or third party. The formal action required to be taken to establish, modify or rescind a fund balance commitment is a majority vote by the City Council.

**Assigned** fund balance represents amounts constrained by the government's intent to be used for specific purposes, but neither restricted nor committed. The City Council has the authority to assign amounts to a specific purpose via an ordinance or resolution.

**Unassigned** fund balance represents residual classification for the general fund. This classification represents fund balance not assigned to other funds and not restricted, committed, or assigned to specific purposes within the general fund. The general fund should be the only fund that reports a positive unassigned fund balance amount. In other governmental funds, if expenditures incurred for specific purposes exceeded the amounts restricted, committed, or assigned to those purposes, it would be necessary to report a negative unassigned fund balance.

In the event the fund balance exceeds the minimum requirements equal to one month's average expenditures for the budget year, the excess may be utilized for any lawful purpose approved by City Council. The first priority is to utilize the restricted before unrestricted fund balance when both are available. Committed funds will be considered spent first when an expenditure is incurred for purposes for which amounts in any of those unrestricted fund balance classification could be used like assigned or unassigned. In order to minimize the long term effect of such use, the excess shall be appropriated to fund one time expenditures or expenses which do not result in

recurring operating costs, or other onetime costs including the establishment of or increase in legitimate restriction or commitment of fund balance/retained earnings in other funds.

The emergency levy fund is established and updated through the annual budget process with the budget ordinance approval by the City Council. The fund objective is to keep the cash balance around the value of three mills. The funds may be spent for overtime along with associated benefits or operation expenditures not predictable in the budget.

## **INVESTMENT POLICIES**

It is the policy of the City of Minot to invest public funds in a manner which will provide maximum security with the highest investment return while meeting the daily cash flow demands of the City and conforming to all state and local statutes governing the investment of public funds.

North Dakota state statute authorizes municipalities to invest their surplus funds in: a) bonds, treasury bills and notes, or other securities that are a direct obligation of, or an obligation insured or guaranteed by, the Treasury of the United States, or its agencies, instrumentalities, or organizations created by an act of Congress; b) securities sold under agreements to repurchase written by a financial institution in which the underlying securities for the agreement to repurchase are of a type listed above; c) certificates of deposit fully insured by the federal deposit insurance corporation or by the state; d) certificates of deposit, savings deposits, or other deposits fully insured or guaranteed by the federal deposit insurance corporation and placed for the benefit of the public depositor by a public depository through an appropriate deposit placement service as determined by the commissioner of financial institutions; e) State and local securities: (1) any security that is a general obligation of any state or local government with taxing powers and is rated in the highest three categories by a nationally recognized rating agency; (2) an obligation of the state housing finance agency that is rated in the highest two categories by a nationally recognized rating agency; (3) any security that is a general obligation of a school district and is rated in the highest two categories by a nationally recognized rating agency; (4) obligations of this state and general obligations of its political subdivisions; f) commercial paper issued by a United States corporation rated in the highest quality category by at least two nationally recognized rating agencies and matures in two hundred seventy days or less.

The Pension Trust Funds are authorized to invest all or part of their surplus funds in other investments by selecting a funding agent or agents to hold and invest such funds for the board and such funds shall be placed for investment only with a firm or firms whose primary endeavor is money management.

## **DEBT POLICIES**

- The City will strive to maintain its high bond rating, currently Aa2 for general obligation and refunding bonds and Aa3 for sales tax revenue bonds. The City will receive credit ratings on all its bond issuances.
- Management will consider and research all available funding options prior to the issuance of any new debt.

## **CAPITAL ASSET POLICIES**

Capital assets, which include land, infrastructure assets (e.g., roads, bridges, and similar items), buildings, equipment, intangibles, and books, are reported in the applicable governmental or business-type activities columns in the government-wide financial statements. Capital assets, other than infrastructure assets, are defined as assets with an initial, individual cost of \$5,000 or more and an estimated useful life in excess of one year.

Accordingly, the amounts spent for the construction or acquisition of infrastructure assets are capitalized and reported in the government-wide financial statements regardless of their amount. Capital assets are valued at historical or estimated historical cost if actual historical cost is not available. Donated capital assets are valued at acquisition value on the date donated.

Additions or improvements that significantly add value to an asset such as extending the useful life of an asset or increasing capacity or efficiency are capitalized. Other costs for repairs and maintenance are expensed as incurred.

## **BUDGET PROCESS**

### **PREPARATION**

Every year, the City of Minot prepares an annual budget. The City operates on a calendar year fiscal cycle. The budget process is a comprehensive effort coordinated by the Finance Department under the direction of the Finance Director and involves input from each department director and the City Manager. Once a preliminary budget has been assembled, it is presented to the City Council for discussion.

The budget process is a year long event. Starting in January, departments start to prepare and develop the five-year capital improvement plan where they forecast any capital infrastructure needs and rank them accordingly. In April-May, the Finance Department begins to work on revenue estimates, utility estimates, etc. and opens budget entry to all departments so they can begin forecasting expenditures. During this same time period, the Human Resources department is completing the pay plan and classification study and preparing for the Civil Service Commission meeting. In June, the Civil Service Commission meets to approve the annual pay plan. Departments conducted budget tours with the City Council to present upcoming budget requests and challenges. In April, members of the City Council along with department directors held a meeting to get direction from the Council on what the priorities are for the upcoming budget and how those priorities align with our "Magic City Aspirations".

### **ADOPTION**

The proposed budget, pay plan, tax levies, and fees and charges are presented to the City Council during the first scheduled meeting in August and is made available on the City's website. At the second Council meeting in August, the City Manager and department directors are available for any questions from the Council on the proposed budget. The second scheduled Council meeting in September is the public hearing on the budget and the first reading of the budget ordinance to hear any protests or objections to the items or amounts set forth in the proposed budget. The first meeting in October is the final adoption of the budget and the second reading of the budget ordinance.

### **IMPLEMENTATION**


The fiscal year begins January 1. The budget document is compiled and made available on the City's website. Hard copies are distributed to all City Council members as well as department users. Department directors are responsible for managing their budget throughout the duration of the year.





**This page left blank intentionally.**

---



# COMPARISON OF THE TOTAL BUDGET BY FUND

	2024 BUDGET	2025 BUDGET	DOLLAR CHANGE	% CHANGE
<u>GENERAL FUND</u>	\$ 60,449,258	\$ 64,080,274	\$ 3,631,017	6.01%
<u>ENTERPRISE FUNDS</u>				
AIRPORT	14,618,294	9,844,735	(4,773,559)	-32.65%
CEMETERY	676,728	734,880	58,152	8.59%
PARKING AUTHORITY	33,538	36,580	3,042	9.07%
SANITATION	7,554,747	8,274,231	719,484	9.52%
WATER, SEWER, AND STORM SEWER	44,454,003	53,298,050	8,844,047	19.89%
PARKING RAMPS	196,439	252,217	55,778	28.39%
<u>SPECIAL REVENUE FUNDS</u>				
PUBLIC TRANSPORTATION	1,735,327	1,724,349	(10,977)	-0.63%
LIBRARY	1,872,603	2,169,729	297,126	15.87%
NAWS BIOTA PLANT	3,622,285	1,451,360	(2,170,925)	-59.93%
FLOOD CONTROL MAINTENANCE	610,603	757,202	146,599	24.01%
EMERGENCY FUND	-	357,400	357,400	100.00%
CENTRAL DAKOTA MPO	-	624,035	624,035	100.00%
CDBG ENTITLEMENT	-	339,870	339,870	100.00%
<u>DEBT SERVICE FUND</u>				
DEBT RETIREMENT	6,408,634	6,684,863	276,229	4.31%
<u>CAPITAL PROJECT FUNDS</u>				
CAPITAL INFRASTRUCTURE	4,758,640	12,768,000	8,009,360	168.31%
CAPITAL EQUIPMENT	3,441,714	2,532,606	(909,108)	-26.41%
CAPITAL FLOOD CONTROL	15,925,000	18,740,000	2,815,000	17.68%
TOTAL OPERATIONS	166,357,812	184,670,380	18,312,567	11.01%
<u>OTHER FUNDS</u>				
SALES TAX	10,553,250	15,472,603	4,919,353	46.61%
SALES TAX FLOOD CONTROL	7,035,754	11,794,811	4,759,057	67.64%
SALES TAX NAWS	15,451,244	13,730,030	(1,721,214)	-11.14%
	<u>\$ 199,398,060</u>	<u>\$ 225,667,824</u>	<u>\$ 26,269,763</u>	<u>13.17%</u>

## COMPARISON OF PROPERTY TAX LEVY

THE 2024 PROPERTY TAX LEVY WAS \$28,520,411. THE TAXABLE VALUATION FOR THAT BUDGET WAS \$237,815,202 (FINAL WAS \$238,125,875) AND PRODUCED A MILL LEVY OF 119.93. THE TAXABLE VALUATION FOR 2025 IS ESTIMATED AT \$247,848,015. THE PROPERTY TAX LEVY OF \$24,068,032 WILL PRODUCE A MILL LEVY OF 97.11.

	2024 LEVY	2024 MILLS	2025 LEVY	2025 MILLS
GENERAL FUND - 1601	\$ 19,607,850	82.45	\$ 14,926,997	60.23
GENERAL FUND - 1601 E911	1,005,876	4.23	965,560	3.90
AIRPORT - 1606	700,700	2.95	500,792	2.02
CEMETERY - 1614	125,243	0.53	265,352	1.07
PUBLIC TRANSPORTATION - 1638	656,946	2.76	624,939	2.52
LIBRARY - 1613	1,773,365	7.46	1,877,265	7.57
TOTAL OPERATIONS	<u>23,869,980</u>	<u>100.37</u>	<u>19,160,904</u>	<u>77.31</u>
DEBT RETIREMENT GENERAL OBLIGATION BONDS - 1622	1,493,860	6.28	1,010,736	4.08
DEBT RETIREMENT SPECIAL ASSESSMENT BONDS - 1623	565,512	2.38	36,616	0.15
DEBT RETIREMENT FLOOD CONTROL - 1621	2,591,059	10.90	3,859,776	15.57
GRAND TOTAL	<u>\$ 28,520,411</u>	<u>119.93</u>	<u>\$ 24,068,032</u>	<u>97.11</u>
DOLLAR CHANGE			(4,452,379)	
LEVY CHANGE				(22.82)

# **COMPARISON OF OPERATING BUDGETS BY SPENDING CATEGORY**

	2024 BUDGET	2025 BUDGET	DOLLAR CHANGE	% CHANGE
41100 - REGULAR EMPLOYEES	\$ 32,727,803	\$ 34,080,688	\$ 1,352,885	4.13%
41200 - TEMP & PART-TIME EMPLOYEES	776,465	755,740	(20,725)	-2.67%
41300 - OVERTIME	890,839	1,217,556	326,717	36.68%
TOTAL SALARIES	34,395,107	36,053,984	1,658,877	4.82%
42100 - ER'S HEALTH INSURANCE	6,799,157	6,943,327	144,170	2.12%
42110 - ER'S LIFE INSURANCE	22,582	23,101	519	2.30%
42200 - ER'S SOCIAL SECURITY	126,458	134,559	8,101	6.41%
42210 - ER'S MEDICARE	439,760	465,220	25,460	5.79%
42300 - ER'S PENSION	6,334,981	6,000,530	(334,451)	-5.28%
42310 - ER'S DEF CONTRIBUTION	386,989	180,323	(206,666)	-53.40%
42320 - ER'S NDPERS	1,438,189	2,071,327	633,138	44.02%
42400 - TUITION REIMBURSEMENTS	20,000	22,000	2,000	10.00%
42500 - UNEMPLOYMENT COMP	13,270	15,566	2,296	17.30%
42600 - WORKERS' COMPENSATION INSUR	199,728	199,849	121	0.06%
42610 - CITY MANAGER PAY PLAN	16,239	16,645	406	2.50%
42700 - ER'S ST DISABILITY INS	231,369	255,659	24,290	10.50%
42900 - ER'S LT DISABILITY INS	135,851	140,877	5,026	3.70%
TOTAL BENEFITS	16,164,573	16,468,983	304,410	1.88%
43020 - ATTORNEYS	132,000	135,500	3,500	2.65%
43030 - AUDITORS	69,913	78,108	8,195	11.72%
43040 - CONSULTANTS	997,387	1,437,994	440,607	44.18%
43050 - ENGINEERS	116,748	25,000	(91,748)	-78.59%
43060 - MONITORING	135,725	134,400	(1,325)	-0.98%
43100 - ELECTIONS	7,550	15,000	7,450	98.68%
43200 - PROFESSIONAL TESTING	21,788	13,828	(7,960)	-36.53%
43300 - OTHER PROFESSIONAL SERVICES	142,034	212,464	70,430	49.59%
43900 - MEMBERSHIPS & ASSOCIATIONS	111,250	105,197	(6,053)	-5.44%
TOTAL PROFESSIONAL AND TECHNICAL SERVICES	1,734,395	2,157,491	423,097	24.39%
44110 - WATER, SEWER, GARBAGE UTILITY	64,080	83,414	19,334	30.17%
44200 - CLEANING AND RESTORATION	3,000	4,000	1,000	33.33%
44210 - THIRD PARTY DISPOSAL	573,728	441,480	(132,248)	-23.05%
44220 - THIRD PARTY SNOW REMOVAL	329,758	320,028	(9,730)	-2.95%
44240 - THIRD PARTY LAWN & GROUNDS	296,091	324,773	28,682	9.69%
44250 - ONE-CALL SERVICES	15,500	15,460	(40)	-0.26%
44260 - ARFF AIRPORT EXPENSES	311,317	333,109	21,792	7.00%
44320 - STRUCTURE RPR & MTCE	1,116,373	1,416,694	300,321	26.90%
44321 - PLUMBING SYSTEM RPR & MTCE	14,392	16,653	2,261	15.71%
44322 - HVAC RPR & MTCE	302,470	434,644	132,174	43.70%
44323 - ELECTRICAL RPR & MTCE	110,240	111,440	1,200	1.09%
44324 - ELEVATOR RPR & MTCE	42,449	60,128	17,679	41.65%
44325 - PEST CONTROL RPR & MTCE	11,329	18,189	6,860	60.55%
44326 - IRRIGATION/GROUNDS RPR & MTCE	3,400	3,400	-	0.00%
44327 - SECURITY SYSTEM RPR & MTCE	80,807	66,725	(14,082)	-17.43%
44330 - VEHICLE & EQUIPMENT REPAIR	1,699,039	1,657,024	(42,015)	-2.47%
44340 - POUND SERVICES AGMTS	50,000	45,000	(5,000)	-10.00%
44341 - NAWS DISTRIBUTION O&M	390,000	390,000	-	0.00%
44342 - NAWS DISTRIBUTION REM	390,000	390,000	-	0.00%



# **COMPARISON OF OPERATING BUDGETS BY SPENDING CATEGORY**

	2024 BUDGET	2025 BUDGET	DOLLAR CHANGE	% CHANGE
44350 - IT MTCE & REPAIR AGREEMTS	\$ 1,295,783	\$ 1,450,101	\$ 154,318	11.91%
44360 - NUISANCE ABATEMENT	118,000	97,860	(20,140)	-17.07%
44370 - SIGNS & MARKERS	18,000	20,000	2,000	11.11%
44381 - AIRSIDE WILDLIFE MGMT	1,000	2,000	1,000	100.00%
44382 - AIRSIDE RUNWAY MTCE	333,000	347,000	14,000	4.20%
44383 - AIRSIDE ELECTRICAL MTCE	21,850	10,000	(11,850)	-54.23%
44384 - AIRSIDE CHEMICALS, SEED, TESTS	43,250	41,250	(2,000)	-4.62%
44385 - AIRSIDE GRASS SEED	200	200	-	0.00%
44386 - AIRSIDE WATER TEST	1,000	1,300	300	30.00%
44387 - AIRSIDE FUEL FARM	10,000	30,000	20,000	200.00%
44388 - AIRSIDE SHOP MATERIALS	62,000	39,000	(23,000)	-37.10%
44389 - AIRSIDE JET BRIDGE	78,800	64,800	(14,000)	-17.77%
44400 - RENTALS	1,340,117	1,597,742	257,625	19.22%
TOTAL PURCHASED PROPERTY SERVICES	9,126,974	9,833,413	706,439	7.74%
44501 - WATERMAIN MAINTENANCE	2,625,000	2,100,000	(525,000)	-20.00%
44502 - SEWER REHAB MAINTENANCE	1,020,000	1,220,000	200,000	19.61%
44503 - STORM SEWER MAINTENANCE	750,000	750,000	-	0.00%
44504 - STREETS ALLEYS & ROAD MTCE	1,078,000	1,049,000	(29,000)	-2.69%
44505 - SIGNALS & LIGHTING	280,000	285,000	5,000	1.79%
44506 - SIDEWALKS CURB & GUTTERS	944,885	1,040,000	95,115	10.07%
44507 - WATER WELL MAINTENANCE	250,000	250,000	-	0.00%
44508 - STREET MAINTENANCE	8,000,000	11,000,000	3,000,000	37.50%
44509 - LEVEE MAINTENANCE	325,000	325,000	-	0.00%
TOTAL INFRASTRUCTURE MAINTENANCE SERVICES	15,272,885	18,019,000	2,746,115	17.98%
45201 - GENERAL LIABILITY INSURANCE	309,520	287,828	(21,692)	-7.01%
45202 - BUILDING & CONTENTS INSUR	256,459	448,560	192,101	74.91%
45203 - AUTOMOTIVE INSURANCE	242,200	232,825	(9,375)	-3.87%
45204 - INLAND MARINE INSURANCE	36,533	39,684	3,151	8.62%
45205 - COVERAGE FOR FLOOD INSURANCE	43,505	47,679	4,174	9.59%
45206 - STORAGE TANK LIABILITY	735	1,288	553	75.24%
45207 - CYBER SECURITY INSURANCE	60,635	42,103	(18,532)	-30.56%
45300 - TELEPHONE SERVICES	268,229	301,160	32,931	12.28%
45400 - ADVERTISING	126,927	110,041	(16,885)	-13.30%
45800 - TRAVEL COSTS	337,189	363,539	26,350	7.81%
45900 - EDUCATION & TRAINING	344,564	366,698	22,134	6.42%
45920 - WEARING APPAREL	131,830	120,193	(11,637)	-8.83%
45930 - TOOL ALLOWANCE	68,100	11,100	(57,000)	-83.70%
45940 - TOWING	34,813	33,122	(1,691)	-4.86%
45950 - BANKING & CREDIT CARD FEES	326,148	577,088	250,940	76.94%
45951 - COLLECTION FEES	23,072	22,275	(797)	-3.45%
45960 - PRISONER CARE	150,000	150,000	-	0.00%
45970 - POSTAGE/SHIPPING	134,837	133,628	(1,209)	-0.90%
45980 - LAUNDRY	500	500	-	0.00%
45990 - MAFB METER	2,000	2,500	500	25.00%
TOTAL OTHER PURCHASED SERVICES	2,897,796	3,291,810	394,015	13.60%

# **COMPARISON OF OPERATING BUDGETS BY SPENDING CATEGORY**

	2024 BUDGET	2025 BUDGET	DOLLAR CHANGE	% CHANGE
46101 - DPMT MATERIALS & SUPPLIES	\$ 1,427,387	\$ 1,429,459	\$ 2,072	0.15%
46102 - FURNITURE & EQUIPMENT	644,602	598,076	(46,526)	-7.22%
46103 - COPIER & PRINTER SUPPLIES	64,152	62,777	(1,376)	-2.14%
46104 - CANINE CARE & SUPPLIES	9,000	13,000	4,000	44.44%
46105 - CLEANING SUPPLIES	44,519	43,950	(569)	-1.28%
46106 - EMPLOYEE AWARDS	10,182	13,600	3,419	33.58%
46107 - FOAM & CHEMICALS	7,000	13,013	6,013	85.89%
46108 - AMMUNITION & TARGETS	30,000	30,000	-	0.00%
46109 - WATER METERS	70,000	60,000	(10,000)	-14.29%
46110 - WATER TREATMENT SUPPLIES	3,800,000	2,112,380	(1,687,620)	-44.41%
46111 - THINNER PAINT & MARKINGS	535	-	(535)	-100.00%
46112 - CUTTING EDGES & BROOMS	85,000	85,000	-	0.00%
46114 - CRIME INVESTIGAT & BUY MONEY	12,500	2,500	(10,000)	-80.00%
46115 - FLEET LABOR	90,000	105,500	15,500	17.22%
46117 - SIGNS & MARKERS	81,000	117,000	36,000	44.44%
46119 - COMMUNITY OUTREACH	11,000	12,000	1,000	9.09%
46120 - SIGNALS & LIGHTING	150,000	100,000	(50,000)	-33.33%
46210 - NATURAL GAS	467,258	392,038	(75,220)	-16.10%
46220 - ELECTRICITY	4,349,244	3,379,428	(969,816)	-22.30%
46230 - PROPANE	54,504	76,250	21,746	39.90%
46240 - GENERATOR FUEL	-	1,500	1,500	100.00%
46261 - DIESEL	1,108,247	1,016,167	(92,080)	-8.31%
46262 - UNLEADED	362,691	353,702	(8,989)	-2.48%
46300 - SAND & SALT	200,000	225,000	25,000	12.50%
46400 - BOOKS & SUBSCRIPTIONS	328,804	385,524	56,721	17.25%
TOTAL SUPPLIES	13,407,624	10,627,863	(2,779,761)	-20.73%
47100 - PRINCIPAL ON DEBT	8,876,169	8,568,279	(307,890)	-3.47%
47201 - INTEREST ON GO BONDS	335,947	285,657	(50,290)	-14.97%
47202 - INTEREST ON SA BONDS	464,060	491,514	27,454	5.92%
47203 - INT REVENUE BONDS WATER	35,241	25,998	(9,243)	-26.23%
47204 - INT REVENUE BONDS SEWER	291,937	250,430	(41,507)	-14.22%
47205 - INT REVENUE BONDS STORM SEW	164,205	145,709	(18,496)	-11.26%
47206 - INTEREST OTHER DEBT	1,874,446	2,447,563	573,117	30.58%
TOTAL DEBT RETIREMENT	12,042,005	12,215,150	173,145	1.44%
48100 - COMMUNITY CONTRIBUTIONS	520,500	773,694	253,194	48.64%
48200 - PASS-THROUGH	398,753	435,879	37,126	9.31%
48201 - DOMESTIC VIOLENCE	24,033	30,500	6,467	26.91%
48202 - RESTITUTION	25,356	50,000	24,644	97.19%
48203 - BONDS POSTED	111,483	170,000	58,517	52.49%
48204 - PARK DISTRICT STATE AID	661,567	694,327	32,760	4.95%
48206 - LIBRARY MEMORIAL FUNDS	12,000	15,000	3,000	25.00%
48300 - GF REIMBURSEMENT	3,313,162	3,584,233	271,071	8.18%
48400 - PAYMENT IN LIEU OF TAXES	4,739	5,379	640	13.50%
TOTAL OTHER	5,071,593	5,759,012	687,419	13.55%

# **COMPARISON OF OPERATING BUDGETS BY SPENDING CATEGORY**

	2024 BUDGET	2025 BUDGET	DOLLAR CHANGE	% CHANGE
49101 - GENERAL FUND	\$ 331,851	\$ 829,799	\$ 497,948	150.05%
49105 - SANITATION	246,726	288,456	41,730	16.91%
49106 - WATER/SEWER/STORM SEWER	229,739	237,725	7,986	3.48%
49124 - CAPITAL INFRASTRUCTURE	2,377,640	1,711,500	(666,140)	-28.02%
49125 - CAPITAL EQUIPMENT	1,793,300	2,034,656	241,356	13.46%
49137 - CENTRAL DAKOTA MPO	-	86,117	86,117	100.00%
TOTAL TRANSFERS BETWEEN FUNDS	4,979,256	5,188,252	208,996	4.20%
57100 - LAND	2,000,000	6,500,000	4,500,000	225.00%
57200 - INFRASTRUCTURE	43,783,890	53,556,814	9,772,924	22.32%
57300 - BUILDINGS	565,000	250,000	(315,000)	-55.75%
57500 - EQUIPMENT	4,772,500	4,619,473	(153,027)	-3.21%
57600 - INTANGIBLES	5,000	5,000	-	0.00%
57700 - BOOKS	139,214	124,134	(15,080)	-10.83%
TOTAL CAPITAL PURCHASES	51,265,604	65,055,420	13,789,816	26.90%
GRAND TOTALS	<u>\$ 166,357,812</u>	<u>\$ 184,670,380</u>	<u>\$ 18,312,567</u>	<u>11.01%</u>



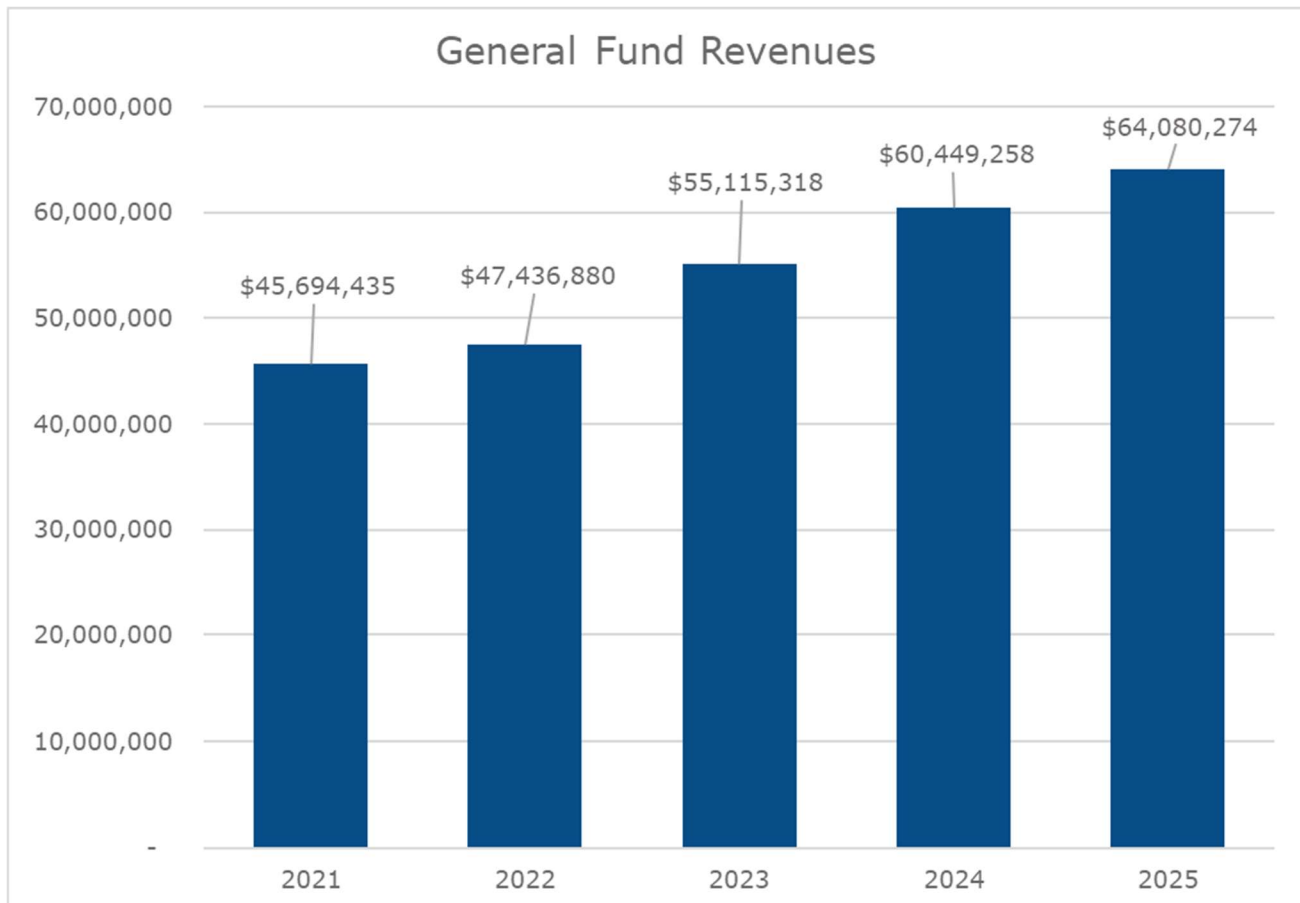
## BUDGET SUMMARY

The budget summary provides an analysis of the annual budget. This section includes a summary of operating and capital budgets, a summary of fund balance, detailed analysis of the General Fund, Special Revenue Funds, Debt Service Funds, Enterprise Funds and significant changes in the budget.

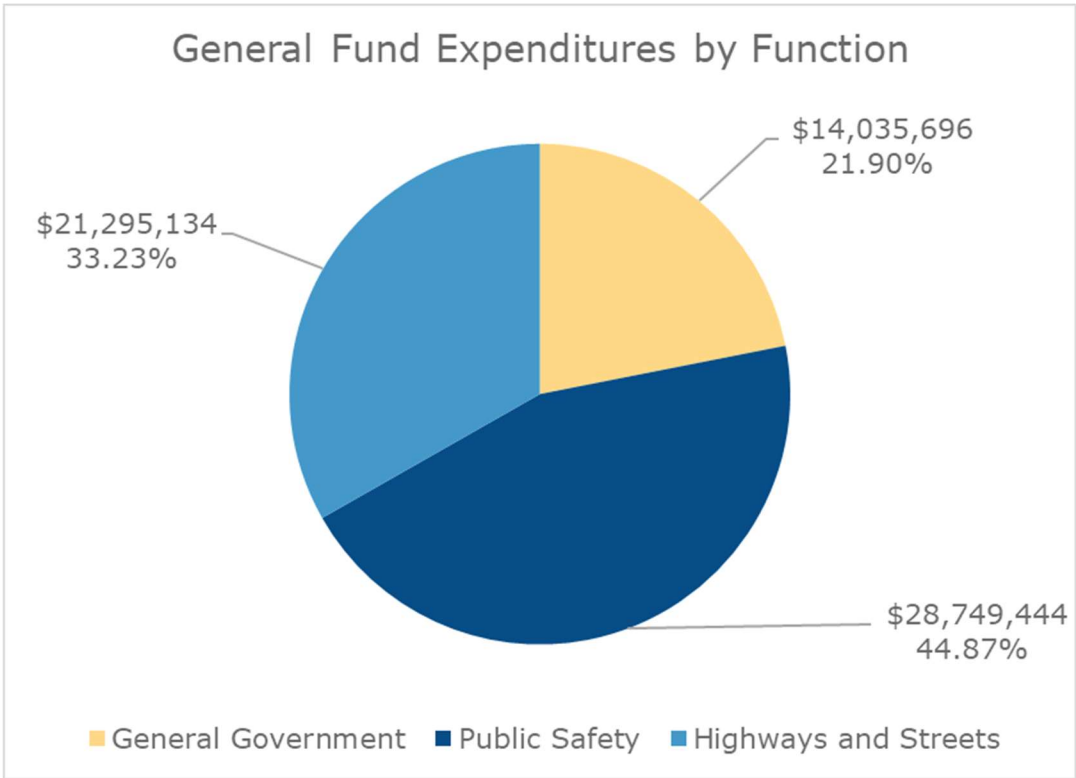
The following summarizes the fiscal year 2025 annual budget by providing a summary of the revenue and expenditures of the City's various funds and provides a comparison to the 2024 annual budget.

### GENERAL FUND

The general fund is the government's primary operating fund. It accounts for all the financial resources of the general government, except those required to be accounted for in another fund. The City takes a conservative approach in estimating revenues for the budget. Funding of the City's general fund operations is derived from major revenue categories including property taxes, licenses and permits, intergovernmental, charges for services, fines and forfeitures, and transfers.



There are three main functions in the General Fund including general government, public safety and highways and streets. A breakdown of the 2025 departmental expenditures and a brief description is provided below.



**GENERAL GOVERNMENT**

General government is comprised of the mayor and city council, city manager, human resources, city attorney, finance, information technology, assessors, municipal judge, community development, building inspection, vehicle maintenance and property maintenance departments.

**PUBLIC SAFETY**

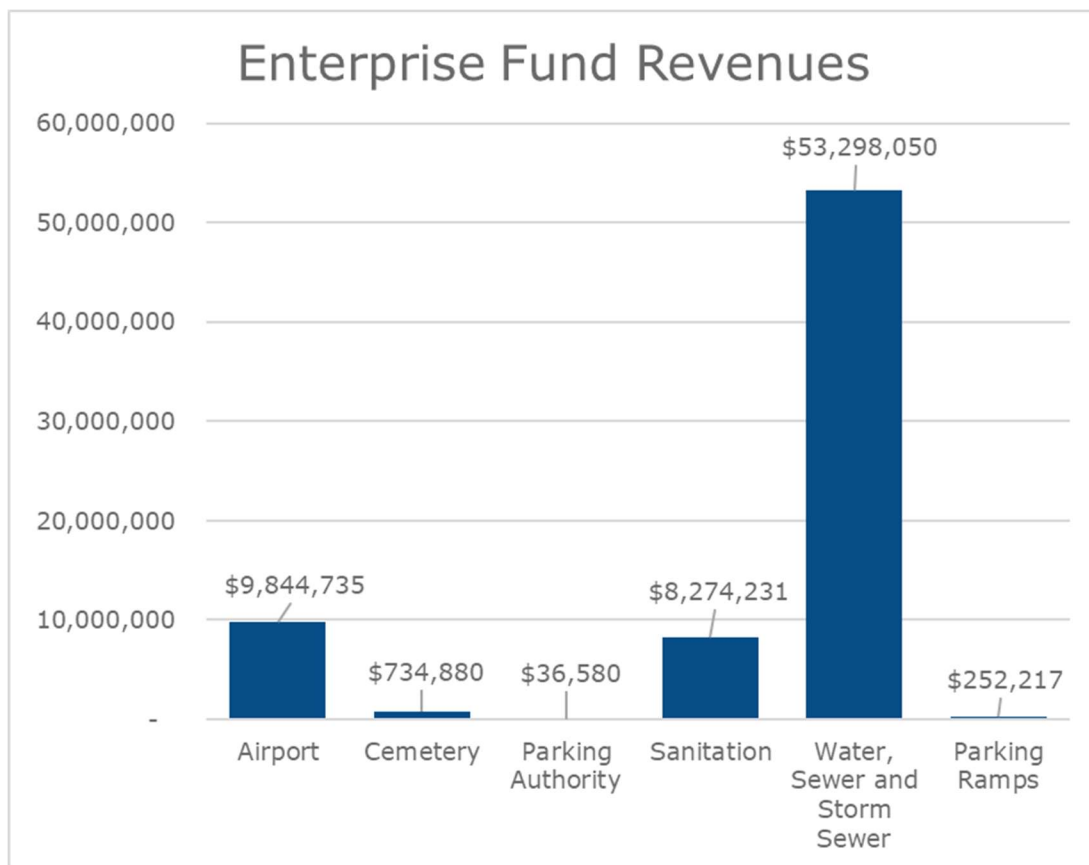
Public safety handles all aspects related to citizen protection and consists of police, fire, dispatch and traffic. Over \$22.6 million of public safety expenditures are relating to personnel costs in these departments.

**HIGHWAYS AND STREETS**

Highways and streets function handles both commercial and residential development as well as the maintenance of City streets and right-of-way. This function is comprised of the engineering and street department. The majority of the expenditures in this function are attributed to the City’s street maintenance and improvement projects of \$11 million.

**ENTERPRISE FUNDS**

An enterprise fund is a self-supporting proprietary fund that sells goods and services to the public for a fee. The enterprise funds for the City of Minot include the following airport, cemetery, parking authority, sanitation, water-sewer-storm sewer, and parking ramps. Only two enterprise funds, airport and cemetery, are subsidized by minimal property tax levy for the City.



Under North Dakota State law, cities are allowed to transfer up to 20% of revenues from utility funds to the general fund in part to cover the City's administrative costs in providing water and sewer services. The recommendation for the 2025 budget is a transfer of 7.27%. The 2024 transfer was 8.77%.

## SPECIAL REVENUE FUNDS

The special revenue funds are established to account for specific revenue sources that are legally restricted to expenditures for specified purposes. These funds include Public Transportation, Library, NAWS Biota Plant, Flood Control Maintenance, Emergency Fund, Central Dakota Metropolitan Planning Organization, Community Development Block Grant - Entitlement and Sales Tax. Revenues are generated primarily from sales tax, property taxes, grant funds and fines and forfeitures. For the 2025 annual budget, the total revenues are \$35,760,581 which is mainly sales tax revenue of \$24,500,000. The total appropriated expenditures is \$48,421,388.

## DEBT SERVICE FUND

The Debt Service Fund provides the resources necessary to retire the outstanding governmental indebtedness of the City of Minot. Debt in this category consists of general obligation bonds, special assessment bonds, sales tax bonds, tax incremental financing bonds, and state revolving loan funds which all funded various public improvement projects such as street improvements, street lighting, flood control, etc. Revenues are generated from the collection of special assessments, property taxes, and sales tax proceeds. For the 2025 budget, the total revenues are estimated at \$6,755,783. The total appropriated expenditures is \$6,684,863, which includes \$3,815,785 for principal retirement, \$2,660,241 for interest, and \$208,837 for administrative charges. In September 2024, the international credit rating agency Moody's reaffirmed the City of Minot's Aa2 bond rating for all debt except sales tax bonds which carry a rating of Aa3. The bond



rating for a City is similar to a credit score for an individual person of business. A higher bond rating enables the City to issue debt at a lower interest rate and allows the City the flexibility to refinance existing debt at a lower interest rate, ultimately saving taxpayers money.

Long-term debt outstanding as of 12/31/2023, is as follows:

Issuance	Issuance Date	Date of Final Payment	Interest Rates	Original Par Value	Beginning Balance	Additions	Deletions	Ending Balance	Due Within One Year
Series 2015E Airport Revenue Bonds	11/24/2015	10/1/2035	2.25-3.625%	\$ 11,770,000	\$ 8,335,000	\$ -	\$ 535,000	\$ 7,800,000	\$ 550,000
Series 2020C Airport Revenue Refunding Bonds	9/9/2020	10/1/2035	1.00-1.70%	16,750,000	14,705,000	-	1,060,000	13,645,000	1,075,000
Series 2012C Water & Sewer Revenue Refunding Bonds	11/28/2012	10/1/2024	2.00%	1,955,000	380,000	-	190,000	190,000	190,000
Series 2012B Water & Sewer Revenue Refunding Bonds	11/28/2012	10/1/2023	2.00%	3,650,000	270,000	-	270,000	-	-
Series 2013C Water & Sewer Revenue Bonds	11/26/2013	10/1/2028	3.00-4.00%	5,220,000	2,400,000	-	370,000	2,030,000	380,000
Series 2014C Water & Sewer Revenue Bonds	11/25/2014	10/1/2029	2.25-3.10%	4,200,000	2,160,000	-	285,000	1,875,000	290,000
Series 2015D Water & Sewer Revenue Bonds	11/24/2015	10/1/2025	3.00%	6,860,000	2,235,000	-	725,000	1,510,000	745,000
Series 2016C Water & Sewer Revenue Bonds	11/29/2016	10/1/2031	3.00-4.00%	4,785,000	3,170,000	-	305,000	2,865,000	315,000
Clean Water State Revolving Loan Fund	9/24/2018	9/1/2038	1.50%	6,433,406	5,335,000	-	285,000	5,050,000	290,000
Clean Water State Revolving Loan Fund	6/1/2018	9/1/2040	1.50%	9,120,716	7,663,716	-	505,000	7,158,716	515,000
Drinking Water State Revolving Loan Fund	6/1/2018	9/1/2040	1.50%	1,143,947	934,947	-	70,000	864,947	75,000
Series 2012D General Obligation Refunding Bonds	11/28/2012	10/1/2023	2.00%	2,900,000	170,000	-	170,000	-	-
Series 2013B General Obligation Bonds	11/26/2013	10/1/2023	3.00%	6,815,000	705,000	-	705,000	-	-
Series 2014B General Obligation Bonds	11/25/2014	10/1/2024	3.00-4.00%	3,950,000	870,000	-	425,000	445,000	445,000
Series 2015C General Obligation Bonds	11/24/2015	10/1/2025	3.00%	390,000	130,000	-	40,000	90,000	45,000
Series 2016B General Obligation Bonds	11/29/2016	10/1/2031	3.00-4.00%	10,110,000	6,700,000	-	640,000	6,060,000	665,000
Series 2022A Taxable General Obligation Bonds (Tax Increment)	12/8/2022	10/1/2042	4.54-5.40%	2,385,000	2,385,000	-	115,000	2,270,000	100,000
Series 2012A Refunding Improvement Bonds	11/28/2012	10/1/2023	1.45-1.60%	1,885,000	200,000	-	200,000	-	-
Series 2013A Refunding Improvement Bonds	11/26/2013	10/1/2033	3.00-4.00%	11,595,000	5,610,000	-	5,610,000	-	-
Series 2014A Refunding Improvement Bonds	11/25/2014	10/1/2034	3.00-3.375%	4,135,000	1,640,000	-	345,000	1,295,000	355,000
Series 2015B Refunding Improvement Bonds	11/24/2015	10/1/2035	2.00-3.25%	1,835,000	1,300,000	-	85,000	1,215,000	85,000
Series 2016A Refunding Improvement Bonds	11/29/2016	10/1/2036	3.00-3.25%	780,000	590,000	-	35,000	555,000	35,000
Series 2020A Refunding Improvement Bonds	9/9/2020	10/1/2030	2.00%	1,340,000	1,095,000	-	125,000	970,000	130,000
Series 2021A Refunding Improvement Bonds	9/29/2021	10/1/2031	4.00-5.00%	3,535,000	3,255,000	-	295,000	2,960,000	310,000
Series 2022B Refunding Improvement Bonds	12/29/2022	10/1/2033	5.00%	5,610,000	5,160,000	-	845,000	4,315,000	820,000
Series 2015A Capital Financing Program Bonds	2/11/2015	6/1/2029	3.00-4.00%	1,945,000	1,060,000	-	135,000	925,000	140,000
Series 2020B Sales Tax Revenue Bonds	9/9/2020	10/1/2050	1.00-3.00%	8,145,000	7,760,000	-	205,000	7,555,000	210,000
Series 2021B Sales Tax Revenue Bonds	9/29/2021	10/1/2051	2.00-5.00%	42,555,000	41,770,000	-	830,000	40,940,000	870,000
				<u>\$ 181,798,069</u>	<u>\$ 127,988,663</u>	<u>\$ -</u>	<u>\$ 15,405,000</u>	<u>\$ 112,583,663</u>	<u>\$ 8,635,000</u>

## CAPITAL PROJECT FUNDS

The City of Minot maintains three capital project funds: capital infrastructure, capital equipment and capital flood control. Capital project funds are used to account for the capital resources for highway improvement project, equipment, flood control and other capital infrastructure needs within the City. Funding for these projects vary depending on the type of project.

## TAXES

Taxes are the largest general fund revenue source for the City of Minot. Property tax is split between the General Fund, Airport, Cemetery, Public Transportation, Library, and Debt Retirement. The 2025 budget is based on the valuation of the 2024 mill, which has a one-year lag. The City represented 32.77 percent of the consolidated mill levy in 2024, including school, county, park and state and city levies.

Property taxes are based on the assessed value of an individual's home and the number of mills required by the City for services supported by property tax, such as public safety and street maintenance. The 2025 budget will affect individual property owners differently. The 2025 estimated value of a mill (\$247,848,015) increased 4.22 percent compared to 2024. The number of mills budgeted includes a decrease of 22.82 mills or \$4,452,379.

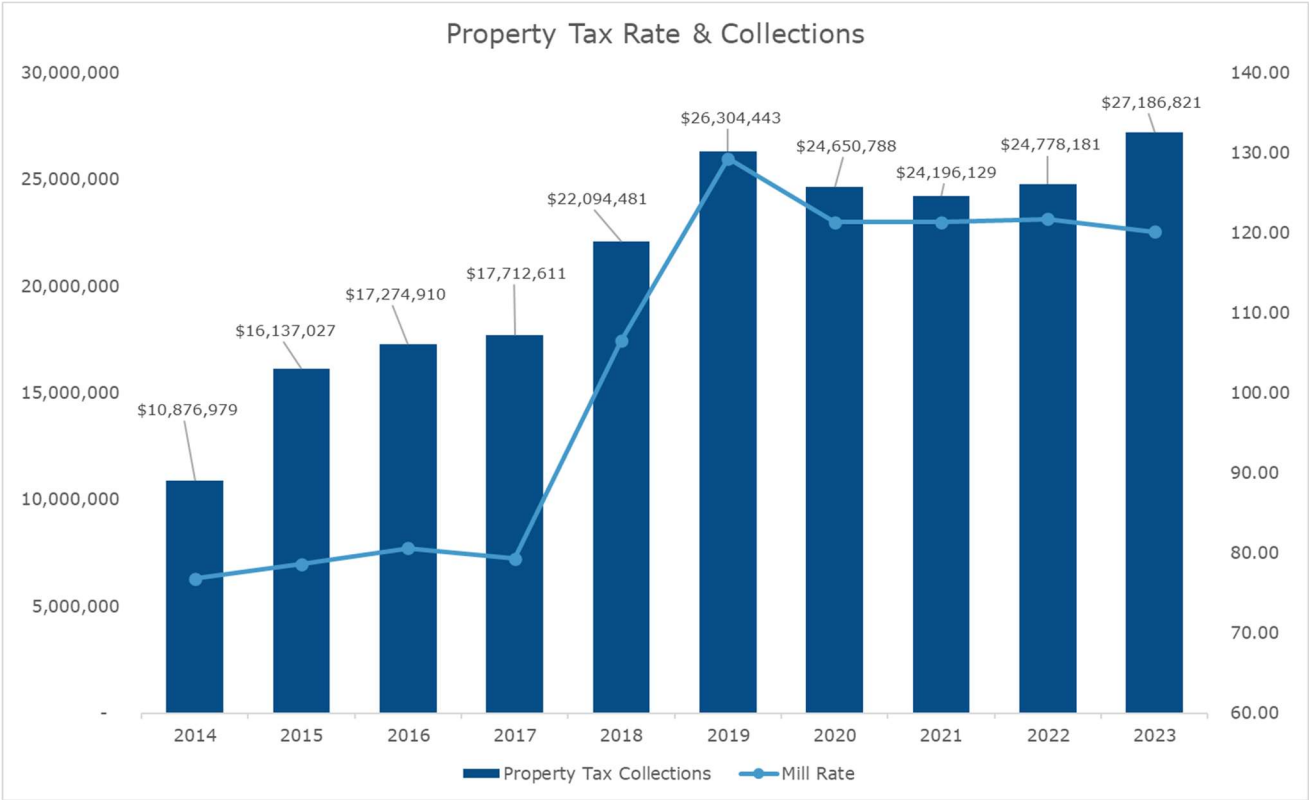
The following example illustrates the change in mill value of a \$100,000 home in Minot from 2024 to 2025:

	2024	2025
Home value	\$ 100,000	\$ 100,000
Assessed value at 50%	50,000	50,000
Taxable value at 9%	4,500	4,500
Total City budgeted mills	0.11993	0.09711
Property tax	<u>\$ 539.69</u>	<u>\$ 437.00</u>

## 2025 ANNUAL BUDGET

This means a homeowner within the City of Minot would see a decrease of approximately \$102.69/year or \$8.56/month for every \$100,000 of home value.

The following chart summarizes the property tax mill rate history and property tax collections.



The General Fund receives approximately 66.03% of the total property tax revenues to support basic city services such as police, fire, traffic, and streets.

### SALES TAXES

Sales tax is another primary revenue source used to offset property taxes. Sales tax is collected in each respective sales tax fund and transferred according to the adopted budget. The City's portion of the local sales tax rate is 2% which is projected to generate \$24.5 million in revenue for 2025. The 2025 sales tax allocations are as follows:

#### First Penny Sales Tax

Property Tax Relief (10%)  
Economic Development (15%)  
Improvements (25%)  
Flood Control (50%)

#### Second Penny Sales Tax

Property Tax Relief (18%)  
Infrastructure (24%)  
Community Facilities/Flood Control (18%)  
Northwest Area Water Supply Project (NAWS) (40%)

The NAWS project will bring Missouri River water to Minot and Northwest North Dakota, ensuring an adequate water supply for the future, and has an estimated \$141.8 million in expenditures remaining. The project will be to complete pipelines, storage tanks, and pumping facilities along the pipeline. The City of Minot has a 35% cost share or approximately \$39.8 million which will be paid with sales tax funds. The City has approximately \$18.1 million in cash reserves remaining for this purpose. The project will extend to northwest North Dakota.

The City will be operating and maintaining the biota treatment facility in Max, North Dakota which is scheduled to be operating in 2024. The costs associated with operating this facility will be 100% funded through the federal government. The 2025 budget continues to include estimated expenditures for the operation of the plant.

The Mouse River Enhanced Flood Protection Project (MREFPP) is designed to provide flood relief to Mouse River valley residents – both urban and rural. The project was originally initiated by the North Dakota State Water Commission (NDSWC) in response to a request for assistance from the Souris River Joint Board (SRJB) following the record-breaking Mouse River flood of June 2011.

The first phase of MREFPP included the development of a plan to reduce flood risk in the river valley from Burlington to Velva, and Mouse River Park, presented in the Preliminary Engineering Report (PER). This report describes in detail proposed improvements along the Mouse River to reduce flood risk in areas that are primarily developed or urban in nature.

In the latter stages of the development of the PER, the focus began to shift to the rural areas of the Mouse River valley. Basin-wide evaluations of erosion, sedimentation, hydraulics and hydrology were completed to begin to assess the basin-wide implication of improvements proposed in the valley. Additionally, an evaluation of 12 different alternatives for reducing flood risk for the rural reaches of the basin was completed.

The focus of the MREFPP now shifts toward implementation. The SRJB has developed a long-range capital improvements program (through 2039) focused on rural and urban improvements throughout the Mouse River valley. The total estimated cost of this program, in 2022 dollars, is approximately \$1 billion.

## **EMPLOYEE PAY/BENEFITS**

For the 2025 budget, the City Council has chosen to utilize a hybrid plan for employee pay increases rather than the full annual plan recommended by the Civil Service Commission. The hybrid plan will allow for either a normal step increase for employees or a market adjustment increase, whichever is the larger amount of the two components. The hybrid plan ensures that all employees will receive at least the minimum increase that would have been provided had the full pay plan been adopted. The total cost for the hybrid plan will be \$1,568,701.

The City Council approved the transition to a PTO system for 2024. This transition will shift time-off from the traditional vacation and sick leave model to a more flexible Paid Time Off (PTO) system, offering greater freedom and work-life balance for employees. Along with this, the Council approved the inclusion of short-term disability coverage, providing financial protection to employees and the organization during temporary absences due to illness or injury.

The annual recommended contribution for the City's closed pension plan for 2025 is 74.50 percent or \$8,292,738 (60.28 percent City and 14.74 percent active pension employees). It is composed of 14.50 percent normal cost and 59.99 percent for the unfunded liability. Normal cost is the present value of benefits attributed to employee service performed during the current year or in simple terms, the cost of the pension plan for the current employees.

## STAFFING

The 2025 budget includes the addition of 13 full-time positions in the following departments:

<u>New Position Requested</u>	<u>Department</u>	<u>Salary &amp; Benefits</u>
Commercial Plan Reviewer	Inspection	\$100,537
Water Plant Foreman	NAWS Biota Plant	89,809
Water Plant Operator Lead	NAWS Biota Plant	79,144
Water Plant Operator Lead	NAWS Biota Plant	79,144
Water Plant Instrumentation Tech	NAWS Biota Plant	79,144
Water Plant Operator II	NAWS Biota Plant	73,828
Water Plant Operator II	NAWS Biota Plant	73,828
Water Plant Operator II	NAWS Biota Plant	73,828
Water Plant Operator I	NAWS Biota Plant	71,361
Water Plant Operator I	NAWS Biota Plant	71,361
Water Plant Operator I	NAWS Biota Plant	71,361
Water Plant Operator I	NAWS Biota Plant	71,361
Water Plant Operator I	NAWS Biota Plant	<u>71,361</u>
		\$1,091,078

## RATES AND FEES

Rates and fees are revenues received for directly providing a service to a specialized group or individual. The City of Minot charges rates or fees for many services including water, sewer, storm sewer, cemetery, airport, sanitation, bus, planning, etc. These rates are reviewed annually by staff and adjusted accordingly. The 2025 budget will include the following rate adjustments.

<u>Airport Rates and Fees</u>	<u>2024</u>	<u>2025</u>	<u>Change</u>	
<b>Terminal Rents and Fees</b>				
Terminal Airline Rent & Per User Fees	\$ 18.70	\$ 25.00	\$ 6.30	Per square foot
Non-Signatory Rate Premium	444.42	600.00	155.58	Per Turn
Remain Over Night (RON) fees	-	150.00	150.00	Per Day
<b>Landing and ARFF Fees</b>				
<i>Signatory Rates</i>				
Landing Fees	\$ 2.35	\$ 2.41	\$ 0.06	Per 1,000 lbs MGLW (All aircraft greater than 12,500 lbs and all commercial)
ARFF Fees	0.57	0.57	-	Per 1,000 lbs MGLW (All aircraft greater than 12,500 lbs and all commercial)
Commercial Air Freight Operator & all Commercial Commuter aircraft weighting less than 12,500 lbs	23.66	23.72	0.06	Per Landing
<i>Non-Signatory Rate Premium</i>				
125% of Signatory Landing Fees and ARFF Fees	\$ 3.61	\$ 3.67	\$ 0.06	Per 1,000 lbs MGLW
Non-signatory: Commercial Air Freight Operator & all Commercial Commuter aircraft weighting less than 12,500 lbs	29.58	29.64	0.06	Per Landing
<b>Ground Lease Rates</b>				
<i>General Aviation Leases</i>				
Southeast General Aviation Lots - Improved Area	\$ 0.22	\$ 0.22	\$ -	per Square Foot/year - General Utilities and Accesses
Southeast General Aviation Lots - Unimproved Area	0.11	0.11	-	per Square Foot/year - Bare Land
Northwest General Aviation Lots - Improved Area	0.26	0.26	-	per Square Foot/year - General Utilities and Accesses
Northwest General Aviation Lots - Unimproved Area	0.13	0.13	-	per Square Foot/year - Bare Land
Westside General Aviation Lots - Improved Area	0.30	0.30	-	per Square Foot/year - All Utilities and Accesses
<i>Commercial Aviation Leases</i>				
Aircraft Storage	\$ 0.32	\$ 0.32	\$ -	per Square Foot/year
Specialized Aviation Operator	0.32	0.32	-	per Square Foot/year
Fixed Based Operator (FBO)	0.30	0.30	-	per Square Foot/year
<b>Hangar Rates</b>				
T-Hangars	\$ 75.00	\$ 125.00	\$ 50.00	Per Month
<b>Airport Parking Fees</b>				
Short-Term Parking	\$ 1.00	\$ 1.00	\$ -	Zero (0) - One (1) Hour
	5.00	5.00	-	One (1) - Three (3) Hours
	8.00	8.00	-	Four (4) - Six (6) Hours
	14.00	14.00	-	Six (6) - Twnty-Four (24) Hours
Long-Term Parking	12.00	12.00	-	Daily Rate
	-	-	-	Weekly Maximum
Employee Parking	200.00	250.00	50.00	Terminal Tenant Employee Parking (yearly)
Unreturned Parking Pass	50.00	50.00	-	Unreturned parking permit fee
	30.00	30.00	-	Air Crews Using Pay Parking (monthly)

Airport Rates and Fees		2024	2025	Change	
<b>Conference Room Rental Rates</b>					
2nd Floor Conference Room at Airport Terminal	\$	40.00	\$ 40.00	\$ -	Per hour - 50% discount for Airport Tenants
2nd Floor Conference Room at Airport Terminal		-	-	-	Per day - 50% discount for Airport Tenants
1st Floor Conference Rooms at Airport Terminal		20.00	20.00	-	Per hour - 50% discount for Airport Tenants
1st Floor Conference Rooms at Airport Terminal		-	-	-	Per day - 50% discount for Airport Tenants
1st Floor Training Room		20.00	20.00	-	Per hour - 50% discount for Airport Tenants
1st Floor Training Room		-	-	-	Per day - 50% discount for Airport Tenants
<b>Ramp Parking Fees</b>					
Aircrafts under 12,500 pounds	\$	60.00	\$ 60.00	\$ -	Per Month
		5.00	5.00	-	Per Day
Aircrafts over 12,500 pounds		15.00	15.00	-	Per Day
<b>Aircraft Fuel Flowage Fees</b>					
FBO	\$	0.06	\$ 0.06	\$ -	Per Gallon
Self Fueling Permits		50.00	50.00	-	Per Year
<b>Commercial Service Provider License Fees</b>					
Commercial Aeronautical Service Provider Tenant	\$	325.00	\$ 325.00	\$ -	Per Year
Commercial Aeronautical Service Provider Non-Tenant		1,000.00	1,000.00	-	Per Year
Commercial Ground Transportation (Taxis, Shuttles, Vans, etc.) Tenant		400.00	400.00	-	Per Year
Commercial Ground Transportation (Taxis, Shuttles, Vans, etc.) Non-Tenant		600.00	600.00	-	Per Year
Hotel shuttles/vans		100.00	100.00	-	Per Year
<b>Rental Car Agencies</b>					
Terminal Facilities Base Rate	\$	18.70	\$ 25.00	\$ 6.30	Per Square Foot
Car Rental Leased Space		15.00	15.00	-	Per stall/month
<b>Badges, Keys, and Security</b>					
Badges	\$	40.00	\$ 40.00	\$ -	AOA Badge
		80.00	80.00	-	SIDA Badge
		20.00	20.00	-	Renewal
	50.00-150.00	50.00-150.00		-	Lost Badge - determined by number of offenses
	30.00	30.00		-	Damaged Badge
	100.00	100.00		-	Unreturned Badge
Keys		50.00	50.00	-	Building/Office Key
	20.00	20.00		-	Post Office Key
	50.00-150.00	50.00-150.00		-	Lost Key-determined by number of offenses
	200.00	200.00		-	ReKey Locks
	20.00	20.00		-	Rental Per Year
Security Violation Fines		500.00	500.00	-	1st Fine; Three offenses in 60 days
	1,500.00	1,500.00		-	2nd Fine; Subsequent offense within 60 days of 1st fine
	2,500.00	2,500.00		-	3rd Fine; Subsequent offense within 60 days of 2nd
<b>Miscellaneous Charges</b>					
Special Operator Permit Fee (Per Occurrence)	\$500.00-\$1,000.00	\$500.00-\$1,000.00		-	Per Occurrence
Security Video Request Fee	50.00	50.00		-	per video - Labor rate charges after 1 hour
Mobile Runway Closure X's Monthly Rental Fee	1,500.00	1,500.00		-	
Mobile Runway Closure X's Daily Rental Fee	50.00	50.00		-	
GSE Repair Area (Maintenance Bay)	400.00	400.00		-	Per Bay/Month
Glycol Storage	18.70	18.70		-	Per square foot
Labor Rates	85.00	85.00		-	Per Hour
Labor with Equipment Usage	120.00	120.00		-	Per Hour
Advertising Upload Fee	25.00	25.00		-	Per Occurrence
Airport Administrative Fee	-	-		-	Actual Cost plus 15%
Repair Fees	-	-		-	Actual cost of materials plus 15% and labor rates
Sales Tax will be charged when Applicable	-	-		-	Only when applicable
Finance Charges on Overdue Payments	1.75%	1.75%	0.00%	Assessed on bills 30 days past due	

Cemetery Rates and Fees	2024	2025	Change		2024	2025	Change
Interment Fees				General Care Lots			
<u>Monday - Friday</u>				Adult	\$ 700	\$ 800	\$ 100
Adult (Summer)	\$ 725	\$ 800	\$ 75	Infant	250	300	50
Adult (Winter)	825	900	75				
Infant (Summer)	300	350	50	Monument Area Lots			
Infant (Winter)	400	450	50		\$ 800	\$ 900	\$ 100
Urn (Summer)	550	625	75	Winter Storage Fee			
Urn (Winter)	650	725	75	All	\$ 95	\$ 115	\$ 20
<u>Saturday</u>				Setting Fees			
Adult (Summer)	\$ 825	\$ 900	\$ 75	<u>Monument Foundation</u>			
Adult (Winter)	925	1,000	75	Single	\$ 175	\$ 225	\$ 50
Infant (Summer)	400	450	50	Double	225	275	50
Infant (Winter)	500	550	50				
Urn (Summer)	650	725	75	<u>Markers &amp; Vases</u>			
Urn (Winter)	750	825	75	Single	\$ 100	\$ 150	\$ 50
<u>Sunday or Holiday</u>				Double	150	200	50
Adult, Infant or Urn (Summer)	\$ 1,050	\$ 1,150	\$ 100	Vases	45	60	15
Adult, Infant or Urn (Winter)	1,150	1,250	100	Columbarium			
				Niche (Top 3 Rows)	\$ 900	\$1,100	\$ 200
				Niche (Bottom 3 Rows)	800	1,000	200
Disinterment							
Adult	\$ 850	\$ 850	\$ -	Surcharge for 2nd Interment	\$ 150	\$ 150	\$ -

Winter fees will be applied during the time period of November 1st to April 1st.

## 2025 ANNUAL BUDGET

Sanitation Rates and Fees	2024	2025	Change
---------------------------	------	------	--------

**Garbage Collection**

35-Gallon Cart	\$ 14.72	\$ 15.00	\$ 0.28
65-Gallon Cart	16.72	17.50	0.78
95-Gallon Cart	18.72	20.00	1.28
Recycling Cart	2.50	2.60	0.10

**Landfill**

Asbestos Material	\$ 100.00	\$ 100.00	\$ -	Per ton
Asphalt Pavement	8.00	8.00	-	Per ton
Animal Waste	48.00	51.00	3.00	Per ton
Landfill Com. Manure	8.00	8.00	-	Per ton
Contaminated Soil	75.00	75.00	-	Per ton
Inert Commercial	35.00	37.00	2.00	Per ton
<i>Minimum Charge - \$5.00</i>				
Lime Commercial	13.00	13.00	-	Per ton
MSW Commercial	48.00	53.00	5.00	Per ton
<i>Minimum Charge - \$10.00</i>				
Single Stream Recycling	175.00	185.00	10.00	Per ton
<i>Minimum Charge - \$3.00</i>				
Trees Commercial	15.00	15.00	-	Per ton
Tires Per Ton	200.00	200.00	-	Per ton
Auto Tires	3.00	3.00	-	Each
Truck Tires	5.00	5.00	-	Each
Tractor Tires	15.00	15.00	-	Each
Heavy Equipment Tires	25.00	25.00	-	Each
Non-Freon Appliances	1.00	5.00	4.00	Each
Freon Appliances	2.00	7.00	5.00	Each
Propane Tanks	2.00	2.00	-	Each
Sanitation Roll-Off Tanks	75.00	100.00	25.00	Each
Sanitation Bulk Collections	10.00	15.00	5.00	Each

Water Rates and Fees	2024	2025	Change
----------------------	------	------	--------

**Residential, Duplex, Tri-plex, & Four-plex**

Flat meter rate	\$ 10.78	\$ 11.10	\$ 0.32
Cubic fee per month per 100 cubic feet	3.75	3.86	0.11
MXU Rate	2.00	2.00	-
Irrigation meter rate (May through October)	\$ 10.78	\$ 11.10	\$ 0.32
Cubic fee per month per 100 cubic feet	3.75	3.86	0.11

**Apartment, Commercial, Government, Industrial and Mobile Homes**

Flat meter rate			
5/8" to 1"	\$ 13.20	\$ 13.60	\$ 0.40
1.5" to 2"	25.23	25.99	0.76
3" to 4"	66.96	68.97	2.01
6" to 8"	136.38	140.47	4.09
Cubic fee per month per 100 cubic feet	4.22	4.35	0.13
MXU Rate	2.00	2.00	-
Irrigation meter rate	\$ 13.20	\$ 13.60	\$ 0.40
Cubic fee per month per 100 cubic feet	3.75	3.86	0.11

Sewer Rates and Fees	2024	2025	Change
----------------------	------	------	--------

**Residential, Duplex, Tri-plex, & Four-plex**

Flat rate	\$ 7.76	\$ 8.15	\$ 0.39
Cubic fee per month per 100 cubic feet	3.30	3.47	0.17

**Apartment, Commercial, and Government**

Flat rate	\$ 7.71	\$ 8.10	\$ 0.39
Cubic fee per month per 100 cubic feet	3.70	3.89	0.19

**Industrial**

Flat meter rate	\$ 5.87	\$ 6.16	\$ 0.29
Cubic fee per month per 100 cubic feet	3.36	3.53	0.17
Bio-oxygen Demand	88.11	92.52	4.41
Total Suspended Solids	73.92	77.62	3.70

Storm Sewer Rates and Fees	2024	2025	Change
----------------------------	------	------	--------

<b>Maintenance Charge</b>	\$ 6.07	\$ 6.98	\$ 0.91
---------------------------	---------	---------	---------

<b>Development Charge</b>	4.82	5.54	0.72
---------------------------	------	------	------

**Flood Maintenance Charge**

Residential	2.00	2.00	-
Commercial	4.00	4.00	-

Plan Review Fees	2024	2025	Change
------------------	------	------	--------

**Plan Review Fee**

Hourly Rate	\$ 75.00	\$ 105.00	\$ 30.00
-------------	----------	-----------	----------

**Residential**

Flat Fee	\$ -	\$ 75.00	\$ 75.00
----------	------	----------	----------

**Commercial - Flat Fee**

Under \$249,999	\$ -	\$ 175.00	\$ 175.00
\$250,000 - \$499,999	-	250.00	250.00
\$500,000 - \$999,000	-	350.00	350.00
Over \$1,000,000	-	500.00	500.00

**Permit Fees (No changes)**

**Building Permit-New 1 and 2 Single Family Dwellings**

Standard Fee	\$5.00 per \$1,000 of construction value		
Building Valuation	Per square ft. costs		
Main Floor per sq./ft.	\$	63.00	
2nd Floor		41.00	
Finished Basement		41.00	
Unfinished Basement		18.00	
Detached Garage		18.00	
Attached Garage		27.00	
Deck		14.00	
Foundation		18.00	
Plan Review		75.00	
Minimum Fee		75.00	
Re-inspection fees		75.00	
Excavation fees		15.00	



Permit Fees (No changes)			
<b>Residential Remodeling/Addition Permit</b>			
Minimum Fee	\$	75.00	
Standard Fee		Based on provided cost estimates	
Plan Review		75.00	per hour
Re-inspection fees		75.00	per hour
Excavation fee		15.00	
<b>Building Permit-Commercial</b>			
Minimum Fee	\$	75.00	minimum
Standard Fee Valuation based on cost estimates		\$5 per \$1,000 of construction value	
Plan Review		75.00	per hour
Re-inspection fees		75.00	per hour
Excavation fee		15.00	
Use of Outside Consultants for Plan Review, Inspections, or Both	Actual Costs (plus 10% for administrative and overhead costs)		
<b>Demolition Permit</b>			
Minimum Fee	\$	50.00	
Standard Fee Valuation based on cost estimates		\$5 per \$1,000 for construction value	
	\$15,000 surety bond is required prior to permit issuance (Sec. 9-2 (a))		
Excavation fee		15.00	
<b>Temporary Structure Permit</b>			
Minimum Fee	\$	75.00	
Standard Fee Valuation based on cost estimates		\$5 per \$1,000 for construction value	
<b>Accessory Building Permit</b>			
Minimum Fee	\$	75.00	
Standard Fee Valuation based on cost estimates		\$5 per \$1,000 for construction value	
Plan Review		75.00	per hour
Re-inspection fees		75.00	per hour
Excavation fee		15.00	
<b>Moving Permit</b>			
Permit fee Approved by City Council	\$	450.00	
Permit Fee Approved by City Engineer	\$	250.00	
	10,000.00 surety bond is required prior to permit issuance (Section 9-51)		
<b>Electrical Permit</b>			
Electrical construction less than \$500		No permit required	
Electrical construction over \$500	\$	-	
Inspections requested to certify that electrical facilities in a building meet code (standards)		-	per inspection
Temporary service		-	
<b>Mechanical Permit/Commercial Plumbing Permit</b>			
Valuation	Permit Fee		
\$0-\$1,000.00	\$	50.00	
\$1,001.00-\$2,500.00		65.00	
\$2,501.00-\$5,000.00		95.00	
\$5,001.00-\$10,000.00		120.00	
\$10,001.00-\$20,000.00		150.00	
\$20,001.00-\$40,000.00		200.00	
\$40,001.00-\$60,000.00		250.00	
\$60,001.00-\$80,000.00		315.00	
\$80,001.00-\$100,000.00		420.00	
\$100,001.00-\$200,000.00		550.00	
Over \$200,000.00		\$2.75 per \$1,000.00	
<b>Gas Piping Permit</b>			
		Minimum fee: \$50.00	
		\$10.00 per Fixture	

Permit Fees (No changes)		
<b>Plumbing Permit</b>		
Water Heater Only	\$	50.00
Gas Water Heaters		50.00
Electric Water Heaters		50.00
Irrigation (sprinkling system)		50.00
Water Softner		35.00
Sewer Line		30.00
Water Line		30.00
Residential - NEW	\$8 per fixture (\$50.00 minimum)	
Commerical - NEW	By Valuation, schedule listed in Mechanical Permit/Commerical Plumbing Permit	

#### Commercial Building Permit

Minimum Fee: \$75  
\$5 per \$1,000 of construction value

#### Residential Building Permits:

New Residential/Remodel/Additions

Minimum Fee: \$75  
Standard Fee: \$5 per \$1,000 of construction cost  
New Residential Construction Valuation: Per square foot cost-  
Main Floor (per sq. ft.) \$67  
2nd Floor \$44  
Finished Basement \$45  
Unfinished Basement \$19  
Detached Garage \$19  
Attached Garage \$28  
Deck \$14  
Foundation \$19

City Clerk Licensing Fees	2024	2025	Change
<b><u>Alcohol License</u></b>			
Retail Liquor, Beer, and Wine	\$ 3,125.00	\$ 3,125.00	\$ -
Retail Beer	625.00	625.00	-
Retail Wine	325.00	325.00	-
Specialty Restaurant Wine	325.00	325.00	-
Specialty Restaurant Beer	625.00	625.00	-
Supper Club	3,125.00	3,125.00	-
Winery	325.00	325.00	-
Hotel	3,125.00	3,125.00	-
Motel	3,125.00	3,125.00	-
Fraternal Order or Club Beer	500.00	500.00	-
Fraternal Order or Club Liquor	2,000.00	2,000.00	-
MAYSA	947.50	947.50	-
Airport Terminal Restaurant	3,125.00	3,125.00	-
Souris Valley Golf Course	947.50	947.50	-
Private Golf Course	3,125.00	3,125.00	-
Minot State University	3,125.00	3,125.00	-
Movie Theater	3,125.00	3,125.00	-
<b><u>Tabcacco License</u></b>			
1st year (New) License	\$ 100.00	\$ 200.00	\$ 100.00
Annual Renewal	100.00	200.00	100.00
Alcohol License Holder	-		
<b><u>Gaming Site Authorization</u></b>			
Yearly Gaming Fee per Site	\$ 100.00	\$ 100.00	\$ -
<b><u>Permits</u></b>			
Raffle	\$ 25.00	\$ 25.00	\$ -
Special Event	25.00	25.00	-
<b><u>Secondhand Dealer's License</u></b>			
1st year (New) License	\$ 250.00	\$ 250.00	\$ -
Annual Renewal	125.00	125.00	-
<b><u>Taxi Cab Licensing</u></b>			
Per Vehicle Charge	\$ 30.00	\$ 30.00	\$ -

### 2025 ANNUAL BUDGET

## Engineering Fees (No changes)

### Wireless Telecommunication Facility Guidelines Type of Installation

Attachment to existing franchised utility pole owned by a third party (i.e. no pole replacement/ground disturbance)	<b>Fees</b> One-time Application review fee of \$500 for the first 5 sites with an additional \$100 per site after 5  No annual fee
Attachment to existing City-owned structure (i.e. no pole replacement/ground disturbance)	One-time Application review fee of \$500 for the first 5 sites with an additional \$100 per site after 5  \$175 annual fee per site
Attachment to existing Wireless Company or Wireless Infrastructure Provider owned pole (i.e. no pole replacement/ground disturbance)	One-time Application review fee of \$500 for the first 5 sites with an additional \$100 per site after 5 \$175 annual fee per site One-time Application review fee of \$500 for the first 5 sites with an additional \$100 per site after 5
Installation of new or replacement franchised utility pole and attachment thereto.	No annual fee
Installation of replacement or new City-owned structure and attachment thereto.	One-time Application review fee of \$500 for the first 5 sites with an additional \$100 per site after 5  \$175 annual fee per site
Installation of replacement or new Wireless Company or Wireless Infrastructure Provider owned structure and attachment thereto.	One-time Application review fee of \$500 for the first 5 sites with an additional \$100 per site after 5  \$175 annual fee per site

### Storm Water Management Type of Review

Storm Water Management Plan Review	<b>Fees</b> \$75 base charge plus \$15 per acre.
Storm Water Letter of De Minimis Effect Review	\$75
Site Plan Review	\$250

**Note: There is an old fee schedule for subdivision reviews. If review is needed for a subdivision please reach out to Lance Meyer, City Engineer**

### Permits, Licenses, Inspections, and Encroachments Service

Excavator License	<b>Fees</b> \$80 Annual Fee \$25,000 Bond
Right of Way Permit	\$80 each
Traffic Control Only	\$40 each
Re-inspection	Up to \$80 per hour
Permanent Encroachment Permit	\$100 each
Outdoor Dining, Streatery and Parklet Encroachment License	\$35 each

Water/Sewer Maintenance Fees (No changes)				
Meter Type	Size	Fee	Meter Charges	
Corporation	3/4"	\$99	Size/Type	Fee
	1"	\$126		
	1.5"	\$299		
	2"	\$522		
Curb Stop	3/4"	\$154	5"	\$203
	1"	\$206		
	1.5"	\$486		
	2"	\$785	3/4"	\$285
Curb Box Riser	1 1/2"	\$105	1"	\$380
	2"	\$110	1 1/2"	\$915
			2"	\$1,290
SS Rod	54"	\$58		
	60"	\$63		
	72"	\$65	3"	\$2,950
			4"	\$5,200
Gate Value Riser	10"	\$65		
	GV Cover	\$30	6"	\$8,600
<b>Taps, Labor, &amp; Equipment</b>				
Service	Size	Fee	Alley Meters	\$660
Service Tap	1"	\$150		
	2"	\$150		
	4"	\$500		
	6"	\$500		
	8"	\$500		
			MXU	
Tailpiece/Flanges	5/8"	\$20		
	3/4"	\$28		
	3/4" Ally	\$28		
	1"	\$29		
	1.5"	\$180 a set w/gaskets		
	2"	\$150 a set w/gaskets		
	3"	\$550 a set w/gaskets		
	4"	\$850 a set w/gaskets		
	6"	\$1,600 a set w/gaskets	Single Port	\$225
Hydrant Repair Kit		\$563	Touch Coupler	\$225
			Dual Port	\$285
Hydrant Meter		\$50		
	Set hydrant	\$50		
	Move (1.5 cents per gallon) (\$15 per 1,000 gallons)		Initial Turn On at the Curb	
	Rent hydrant	\$10 weekly	Stop	\$15
Tracing a Line		\$100	Gate Valves	\$25

#### Parking Ramp Rates (No changes)

1-2 Hours	-
3-7 Hours	1.50 per hour
8 Hour Maximum	6.00
24 Hour Maximum	9.00

Fire Permit Rates		2024	2025	Change
<b>Annual Operational Fire Permits</b>		\$60.00	\$60.00	\$0.00
IFC Section 105.5.42 Pyrotechnic special effects materials		\$120 + \$85/hr min. 2hrs		
<b>Construction Permits</b>		\$ 60.00 \$	60.00 \$	-
IFC Section 105.6.8 Flammable and combustible liquids		\$85 + (Tank Fee Schedule)		Per project
<b>Tank Fees</b>				
Tank fee is added to the base fee for the construction permit specified above.				
0 - 1,000 gallon		\$150	\$150	\$0 per tank
1,001 - 5,000 gallon		300.00	300.00	- per tank
5,001 - 12,000 gallon		400.00	400.00	- per tank
12,001 - 20,000 gallon		500.00	500.00	- per tank
20,001 - +		600.00	600.00	- per tank
<b>Special Use Inspection Fees</b>				
Daycare Center		\$25	\$25	\$0 Annually
Re-inspection/Overdue violations fee (Violation not corrected after 60 days).		60.00	60.00	- per inspection/late report

Equipment Rental Rates and Fees (No changes)			
<u>Item</u>	<u>Machine</u>	<u>Personnel</u>	<u>Total</u>
Rubber Tire Backhoe w/1 Operator	\$ 110.00	\$ 75.00	\$ 185.00
Kent KF-9 Backhoe Impactor	80.00	-	80.00
Tractor w/Flail Mower w/1 Operator	55.00	70.00	125.00
Bucket Truck w/1 Operator	70.00	75.00	145.00
Tractor w/1 Operator	35.00	75.00	110.00
Small Loader w/1 Operator	99.00	70.00	169.00
Skid Steer Loader w/1 Operator	85.00	70.00	155.00
Front-end Loader w/1 Operator	120.00	75.00	195.00
Snow blowers (CAT or Snow-go)	250.00	-	250.00
Dozer w/1 Operator	160.00	75.00	235.00
Sweeper w/1 Operator	115.00	75.00	190.00
Sand Spreader w/1 Operator (Salt & Sand Extra)	80.00	70.00	150.00
Dump Truck (Tandem) w/1 Driver	90.00	70.00	160.00
Dump Truck (Single) w/1 Driver	80.00	70.00	150.00
Welder Truck w/1 Welder (no materials)	75.00	85.00	160.00
Chipper Truck w/1 Operator	90.00	60.00	150.00
Pickup or Car w/1 Driver	25.00	60.00	85.00
Tilt or non-tilt trailer	10.00	-	10.00
Kubota UTV	20.00	140.00	160.00
Steamer w/2 Operators	99.00	140.00	239.00
Air Compressor w/2 Operators	66.00	-	66.00
Air Compressor (Portable)	35.00	70.00	105.00
Flusher Truck w/1 Operator	80.00	190.00	270.00
Garbage Truck w/Driver & 2 Laborers	100.00	70.00	170.00
6" Pump w/1 Operator	55.00	70.00	125.00
4" Pump w/1 Operator	33.00	70.00	103.00
3" Pump w/1 Operator	28.00	70.00	98.00
Sewer Jetter w/2 Operators	125.00	140.00	265.00
Motor Grader w/1 Operator	135.00	75.00	210.00
Pulser w/2 Operators	50.00	140.00	190.00
Wrecker w/1 Driver & Assistant	250.00	140.00	390.00
Jetter/Vac All w/2 Operators	225.00	140.00	365.00
Sewer Televising Unit w/2 Operators (\$250 mobilization fee plus \$0.6	250.00	-	250.00
Service Truck w/crane w/1Mechanic	95.00	85.00	180.00
Pot Hole Machine w/1 Operator	100.00	70.00	170.00
Roll Off	100.00	70.00	170.00
Hot Taps ¾" – 2"	150.00	-	150.00
Hot Taps 3" – 8"	500.00	-	500.00
Hydrant Repair Kit without barrel	300.00	-	300.00
Hydrant Repair Kit with barrel	505.00	-	505.00

## CASH RESERVES

The City must present a balanced budget. In an effort to balance the budget, the following cash reserves will be used by each respective fund with a comparison to the 2024 budgeted cash reserves.

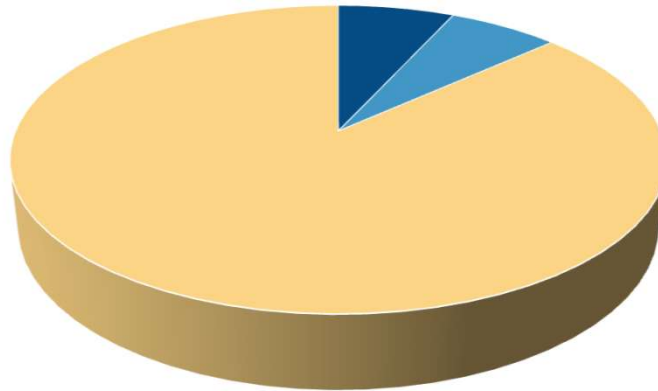
Fund	2024 Budgeted Cash Reserves Used (Saved)	2025 Budgeted Cash Reserves Used (Saved)
General Fund	\$3,000,000	\$3,634,277
Airport	(450,000)	(200,000)
Cemetery	150,000	48,750
Parking Authority	(23,495)	(35,858)
Sanitation	(109,533)	(69,594)
Water, Sewer & Storm Sewer	9,483,413	7,201,618
Parking Ramps	109,632	83,095
Public Transportation	97,834	-
Emergency Fund	-	300,000
Sales Tax Property Tax Relief (1 <sup>st</sup> Penny)	-	500,000
Sales Tax Improvements	141,435	60,728
Sales Tax Flood Control	(2,854,246)	653,505
Sales Tax NAWS	10,851,244	8,106,874
Sales Tax Property Tax Relief (2 <sup>nd</sup> Penny)	-	750,000
Sales Tax Infrastructure	(168,685)	2,289,700
Debt Retirement	151,082	(70,920)
Capital Infrastructure	-	5,578,206
Capital Equipment	306,214	(20,075)
Capital Flood Control	-	18,350,383
Total Budgeted Cash Reserves Used (Saved)	\$20,684,895	\$47,160,688

## GENERAL FUND - REVENUE DETAIL

	2024 BUDGET	2025 BUDGET	DOLLAR CHANGE	% CHANGE
<b>STATE REVENUES</b>				
10000000- 33400 - STATE OPERATING REVENUES	\$ 145,912	\$ -	\$ (145,912)	-100.00%
CIGARETTE TAX	85,960	76,152	(9,808)	-11.41%
GAMBLING TAX	20,903	25,111	4,208	20.13%
HIGHWAY FUND	2,950,796	3,754,439	803,643	27.23%
STATE AID DISTRIBUTION	4,410,446	4,628,849	218,403	4.95%
FIRE INSURANCE REFUND	581,906	549,862	(32,044)	-5.51%
TELECOMMUNICATIONS TAX	151,190	151,853	663	0.44%
10000000- 33510 - HUB CITY OIL & GAS	5,219,000	6,250,000	1,031,000	19.75%
TOTAL STATE REVENUES	13,566,113	15,436,266	1,870,153	13.79%
<b>LOCAL GOVERNMENT REVENUES</b>				
10000000- 33600 - LOCAL OPERATING REVENUES	30,580	29,664	(916)	-2.99%
COMPUTER MAINTENANCE	89,678	107,022	17,344	19.34%
JOINT COMMUNICATIONS - DISPATCH	970,300	1,012,279	41,979	4.33%
10000000- 33800 - LOCAL GOVT UNIT PILOT	99,062	112,177	13,115	13.24%
TOTAL LOCAL GOVERNMENT REVENUES	1,189,620	1,261,142	71,522	6.01%
<b>OTHER AGENCY REVENUES</b>				
10000000- 31820 - FRANCHISE FEES	430,103	417,109	(12,994)	-3.02%
10000000- 36902 - COA & SOURIS BASIN	116,666	160,948	44,282	37.96%
TOTAL OTHER AGENCY REVENUES	546,769	578,057	31,288	5.72%
<b>CITY REVENUES</b>				
10000000- 32000 - LICENSES AND PERMITS	1,156,569	1,534,953	378,384	32.72%
10000000- 34100 - CHARGES FOR SERVICES	50,000	50,000	-	0.00%
10000000- 34130 - ZONING & SUBDIVISION FEES	34,492	35,271	779	2.26%
10000000- 34140 - ENGINEERING & ADMIN FEES	3,766	13,424	9,658	256.45%
10000000- 34210 - POLICE SERVICES	391,314	290,671	(100,643)	-25.72%
10000000- 34220 - FIRE PROTECTION SERVICES	311,317	333,109	21,792	7.00%
10000000- 34440 - FLEET LABOR	90,000	105,500	15,500	17.22%
10000000- 35100 - COURT FINES	693,186	794,373	101,187	14.60%
10000000- 35500 - SPECIAL ASSESSMENTS	68,731	152,481	83,750	121.85%
10000000- 36110 - INTEREST REVENUES	2,500,000	650,256	(1,849,744)	-73.99%
10000000- 36200 - RENTS AND ROYALTIES	7,260	14,742	7,482	103.06%
10000000- 36904 - PAYROLL FORFEITURES	40,633	-	(40,633)	-100.00%
10000000- 36906 - PROGRAM INCOME	34,788	34,788	-	0.00%
10000000- 36911 - COPY MACHINE REVENUE	1,661	1,751	90	5.40%
10000000- 36912 - FINANCE CHARGES	2,813	-	(2,813)	-100.00%
10000000- 36913 - MISCELLANEOUS	331,911	260,839	(71,072)	-21.41%
10000000- 39210 - SALE OF CITY PROPERTY	18,872	16,187	(2,685)	-14.23%
TOTAL CITY REVENUES	5,737,313	4,288,343	(1,448,970)	-25.26%
<b>TRANSFERS BETWEEN FUNDS</b>				
10000000- 36905 - REIMBURSEMENT TO GF	\$ 3,313,162	\$ 3,584,233	271,071	8.18%
10000000- 39106 - WATER/SEWER/STORM SEWER	185,548	193,237	7,689	4.14%
10000000- 39111 - EMERGENCY FUND	-	357,400	357,400	100.00%
10000000- 39112 - SALES TAX PROP TAX RELIEF 1P	1,150,000	1,752,928	602,928	52.43%
10000000- 39113 - SALES TAX ECONOMIC DEVELOP	594,460	98,000	(496,460)	-83.51%
10000000- 39114 - SALES TAX IMPROVEMENTS	2,810,185	3,034,656	224,471	7.99%
10000000- 39115 - SALES TAX FLOOD CONTROL	3,141,059	5,800,695	2,659,636	84.67%
10000000- 39116 - SALES TAX NAWS	50,000	50,000	-	0.00%
10000000- 39117 - SALES TAX PROP TAX RELIEF 2P	2,070,000	3,000,822	930,822	44.97%
10000000- 39118 - SALES TAX INFRASTRUCTURE	2,335,000	4,838,500	2,503,500	107.22%
10000000- 39136 - FLOOD CONTROL MAINTENANCE	146,303	279,162	132,859	90.81%
TOTAL TRANSFERS BETWEEN FUNDS	15,795,717	22,989,633	7,193,916	45.54%
RESOURCES AVAILABLE	36,835,532	44,553,441	7,717,909	20.95%
CASH RESERVES	3,000,000	3,634,277	634,277	21.14%
10000000- 31100 - GENERAL PROPERTY TAXES	20,613,726	15,892,556	(4,721,170)	-22.90%
TOTAL BUDGETED REVENUE	\$ 60,449,258	\$ 64,080,274	\$ 3,631,017	6.01%
MILL LEVY	86.68	64.12	(22.55)	-26.01%

## CITY COUNCIL SUMMARY

	2024 BUDGET	2025 BUDGET	DOLLAR CHANGE	% CHANGE
SALARIES	\$ 103,680	\$ 103,680	\$ -	0.00%
1 MAYOR				
6 COUNCIL MEMBERS				
BENEFITS	8,061	8,061	-	0.00%
PROFESSIONAL AND TECHNICAL SERVICES	96,478	68,950	(27,528)	-28.53%
REPAIR & MAINTENANCE	1,262	5,892	4,630	366.89%
OTHER PURCHASED SERVICES	19,254	17,445	(1,809)	-9.40%
OPERATION SUPPLIES	9,420	2,750	(6,670)	-70.81%
UTILITIES	12,212	11,229	(983)	-8.05%
OTHER	1,174,067	1,206,827	32,760	2.79%
TRANSFERS BETWEEN FUNDS	69,800	210,251	140,451	100.00%
<b>TOTAL CITY COUNCIL</b>	<b>\$ 1,494,234</b>	<b>\$ 1,635,085</b>	<b>\$ 140,851</b>	<b>9.43%</b>



■ PERSONNEL    ■ OPERATIONS & MAINTENANCE    ■ OTHER

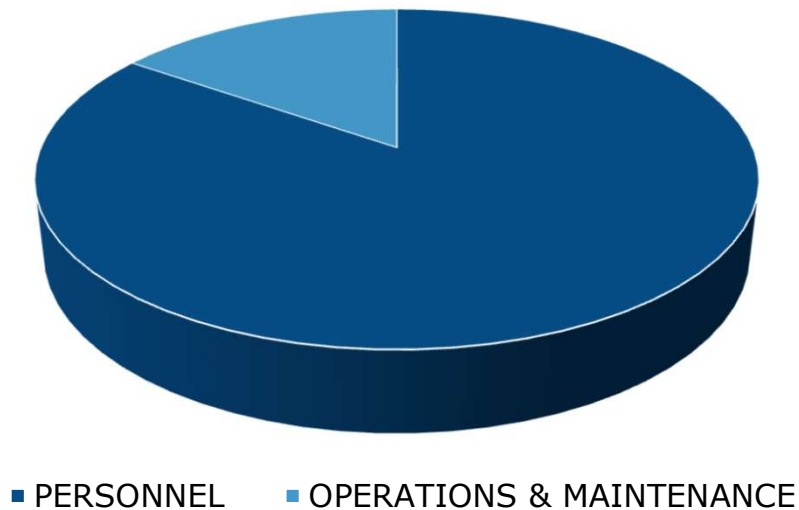


**CITY COUNCIL LINE ITEMS**

	2024 BUDGET	2025 BUDGET	DOLLAR CHANGE	% CHANGE
10011000-41100 - REGULAR EMPLOYEES	\$ 103,680	\$ 103,680	\$ -	0.00%
10011000-42200 - ER'S SOCIAL SECURITY	6,428	6,428	-	0.00%
10011000-42210 - ER'S MEDICARE	1,503	1,503	-	0.00%
10011000-42600 - WORKERS' COMPENSATION INSUR	130	130	-	0.00%
10011000-43040 - CONSULTANTS	60,000	22,000	(38,000)	-63.33%
10011000-43100 - ELECTIONS	7,550	15,000	7,450	98.68%
10011000-43300 - OTHER PROFESSIONAL SERVICES	1,000	-	(1,000)	-100.00%
10011000-43900 - MEMBERSHIPS & ASSOCIATIONS	27,928	31,950	4,022	14.40%
10011000-44110 - WATER, SEWER, GARBAGE UTILITY	925	1,182	257	27.78%
10011000-44350 - IT MTCE & REPAIR AGREEMTS	337	4,710	4,373	1297.68%
10011000-45201 - GENERAL LIABILITY INSURANCE	5,103	3,621	(1,482)	-29.03%
10011000-45202 - BUILDING & CONTENTS INSUR	1,470	6,842	5,372	365.44%
10011000-45207 - CYBER SECURITY INSURANCE	931	631	(300)	-32.18%
10011000-45300 - TELEPHONE SERVICES	555	555	-	0.00%
10011000-45800 - TRAVEL COSTS	10,250	4,250	(6,000)	-58.54%
10011000-45900 - EDUCATION & TRAINING	-	1,000	1,000	100.00%
10011000-45920 - WEARING APPAREL	700	300	(400)	-57.14%
10011000-45970 - POSTAGE/SHIPPING	245	245	-	0.00%
10011000-46101 - DPMT MATERIALS & SUPPLIES	2,750	750	(2,000)	-72.73%
10011000-46102 - FURNITURE & EQUIPMENT	6,670	2,000	(4,670)	-70.01%
10011000-46210 - NATURAL GAS	1,456	597	(859)	-59.00%
10011000-46220 - ELECTRICITY	10,756	10,632	(124)	-1.15%
10011000-48100 - COMMUNITY CONTRIBUTIONS	512,500	512,500	-	0.00%
MINOT COMMISSION ON AGING	154,500			
FIRST DISTRICT HEALTH UNIT	318,000			
MINOT AREA COUNCIL OF THE ARTS	40,000			
10011000-48204 - PARK DISTRICT STATE AID	661,567	694,327	32,760	4.95%
10011000-49125 - CAPITAL EQUIPMENT	69,800	124,134	54,334	77.84%
10011000-49137 - CENTRAL DAKOTA MPO	-	86,117	86,117	100.00%
<b>TOTAL CITY COUNCIL</b>	<b>\$ 1,494,234</b>	<b>\$ 1,635,085</b>	<b>\$ 140,851</b>	<b>9.43%</b>

## CITY MANAGER SUMMARY

	2024 BUDGET	2025 BUDGET	DOLLAR CHANGE	% CHANGE
SALARIES	\$ 587,032	\$ 613,071	\$ 26,039	4.44%
1 CITY MANAGER				
0.20 ASSISTANT CITY MANAGER				
1 COMMUNICATION & ENGAGEMENT MANAGER				
1 CITY CLERK				
1 PUBLIC SAFETY INFORMATION OUTREACH OFFICER				
1 COMMUNICATION SPECIALIST				
1 EXECUTIVE SECRETARY				
BENEFITS	175,789	157,550	(18,239)	-10.38%
PROFESSIONAL AND TECHNICAL SERVICES	17,465	14,355	(3,110)	-17.81%
INFRASTRUCTURE MAINTENANCE	2,232	980	(1,252)	-56.09%
REPAIR & MAINTENANCE	39,737	42,515	2,778	6.99%
OTHER PURCHASED SERVICES	54,213	53,753	(460)	-0.85%
OPERATION SUPPLIES	22,210	18,202	(4,008)	-18.05%
UTILITIES	11,066	10,175	(891)	-8.05%
<b>TOTAL CITY MANAGER</b>	<b>\$ 909,744</b>	<b>\$ 910,602</b>	<b>\$ 857</b>	<b>0.09%</b>

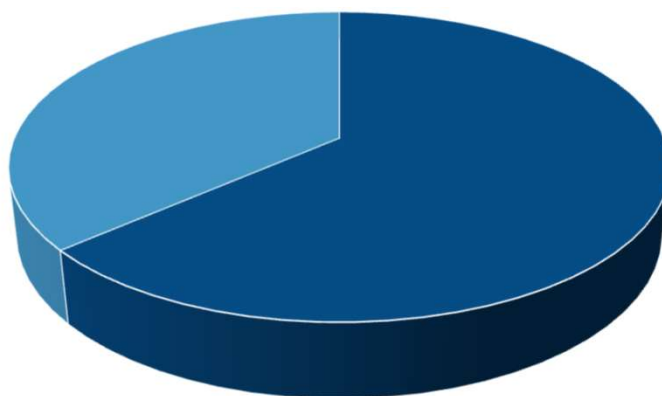


# CITY MANAGER LINE ITEMS

	2024 BUDGET	2025 BUDGET	DOLLAR CHANGE	% CHANGE
10012000-41100 - REGULAR EMPLOYEES	\$ 587,032	\$ 613,071	\$ 26,039	4.44%
10012000-42100 - ER'S HEALTH INSURANCE	95,513	74,147	(21,366)	-22.37%
10012000-42110 - ER'S LIFE INSURANCE	304	304	-	0.00%
10012000-42200 - ER'S SOCIAL SECURITY	11,895	12,200	305	2.56%
10012000-42210 - ER'S MEDICARE	7,875	8,334	459	5.83%
10012000-42320 - ER'S NDPERS	36,155	38,111	1,956	5.41%
10012000-42500 - UNEMPLOYMENT COMP	723	723	-	0.00%
10012000-42600 - WORKERS' COMPENSATION INSUR	398	398	-	0.00%
10012000-42610 - CITY MANAGER PAY PLAN	16,239	16,645	406	2.50%
10012000-42700 - ER'S ST DISABILITY INS	4,163	4,052	(111)	-2.67%
10012000-42900 - ER'S LT DISABILITY INS	2,524	2,636	112	4.44%
10012000-43300 - OTHER PROFESSIONAL SERVICES	-	50	50	100.00%
10012000-43900 - MEMBERSHIPS & ASSOCIATIONS	17,465	14,305	(3,160)	-18.09%
10012000-44110 - WATER, SEWER, GARBAGE UTILITY	850	1,071	221	26.00%
10012000-44350 - IT MTCE & REPAIR AGREEMTS	38,887	41,444	2,557	6.58%
10012000-44400 - RENTALS	2,232	980	(1,252)	-56.09%
10012000-45201 - GENERAL LIABILITY INSURANCE	2,459	1,784	(675)	-27.45%
10012000-45202 - BUILDING & CONTENTS INSUR	2,040	8,229	6,189	303.36%
10012000-45207 - CYBER SECURITY INSURANCE	799	560	(239)	-29.92%
10012000-45300 - TELEPHONE SERVICES	3,500	3,500	-	0.00%
10012000-45400 - ADVERTISING	18,000	18,000	-	0.00%
10012000-45800 - TRAVEL COSTS	20,000	16,040	(3,960)	-19.80%
10012000-45900 - EDUCATION & TRAINING	6,150	3,475	(2,675)	-43.50%
10012000-45920 - WEARING APPAREL	250	270	20	8.00%
10012000-45950 - BANKING & CREDIT CARD FEES	378	1,296	918	242.86%
10012000-45970 - POSTAGE/SHIPPING	637	600	(37)	-5.81%
10012000-46101 - DPMT MATERIALS & SUPPLIES	5,000	3,000	(2,000)	-40.00%
10012000-46102 - FURNITURE & EQUIPMENT	6,360	7,200	840	13.21%
10012000-46103 - COPIER & PRINTER SUPPLIES	6,317	3,807	(2,510)	-39.74%
10012000-46210 - NATURAL GAS	1,320	541	(779)	-59.02%
10012000-46220 - ELECTRICITY	9,746	9,634	(112)	-1.15%
10012000-46400 - BOOKS & SUBSCRIPTIONS	4,533	4,195	(338)	-7.46%
<b>TOTAL CITY MANAGER</b>	<b>\$ 909,744</b>	<b>\$ 910,602</b>	<b>\$ 857</b>	<b>0.09%</b>

## HUMAN RESOURCES SUMMARY

	2024 BUDGET	2025 BUDGET	DOLLAR CHANGE	% CHANGE
SALARIES	\$ 357,906	\$ 381,008	\$ 23,102	6.45%
1 HUMAN RESOURCES DIRECTOR				
2 HUMAN RESOURCE GENERALISTS, SENIOR				
1 HUMAN RESOURCE GENERALIST				
BENEFITS	192,111	198,177	6,066	3.16%
PROFESSIONAL AND TECHNICAL SERVICES	19,335	74,038	54,703	282.92%
REPAIR & MAINTENANCE	2,857	3,710	853	29.85%
OTHER PURCHASED SERVICES	25,564	30,377	4,813	18.83%
OPERATION SUPPLIES	205,600	219,045	13,445	6.54%
UTILITIES	5,316	4,888	(428)	-8.05%
<b>TOTAL HUMAN RESOURCES</b>	<u>\$ 808,689</u>	<u>\$ 911,243</u>	<u>\$ 102,554</u>	<u>12.68%</u>



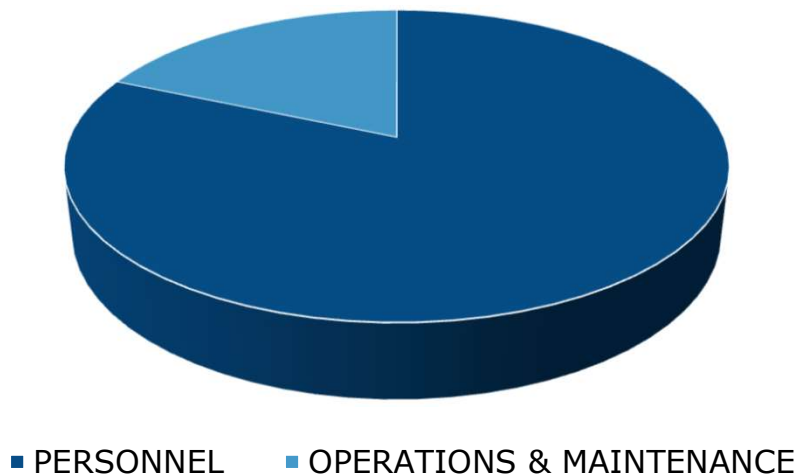
■ PERSONNEL    
 ■ OPERATIONS & MAINTENANCE    
 ■ OTHER

## HUMAN RESOURCES LINE ITEMS

	2024 BUDGET	2025 BUDGET	DOLLAR CHANGE	% CHANGE
10013000-41100 - REGULAR EMPLOYEES	\$ 357,906	\$ 381,008	\$ 23,102	6.45%
10013000-42100 - ER'S HEALTH INSURANCE	64,444	65,020	576	0.89%
10013000-42110 - ER'S LIFE INSURANCE	196	196	-	0.00%
10013000-42210 - ER'S MEDICARE	4,568	4,876	308	6.74%
10013000-42300 - ER'S PENSION	77,754	78,487	733	0.94%
10013000-42320 - ER'S NDPERS	20,879	22,773	1,894	9.07%
10013000-42400 - TUITION REIMBURSEMENTS	20,000	22,000	2,000	10.00%
10013000-42600 - WORKERS' COMPENSATION INSUR	193	314	121	62.69%
10013000-42700 - ER'S ST DISABILITY INS	2,538	2,873	335	13.20%
10013000-42900 - ER'S LT DISABILITY INS	1,539	1,638	99	6.43%
10013000-43040 - CONSULTANTS	-	40,000	40,000	100.00%
10013000-43200 - PROFESSIONAL TESTING	3,700	5,000	1,300	35.14%
10013000-43300 - OTHER PROFESSIONAL SERVICES	12,580	26,788	14,208	112.94%
10013000-43900 - MEMBERSHIPS & ASSOCIATIONS	3,055	2,250	(805)	-26.35%
10013000-44110 - WATER, SEWER, GARBAGE UTILITY	405	514	109	26.91%
10013000-44210 - THIRD PARTY DISPOSAL	100	100	-	0.00%
10013000-44350 - IT MTCE & REPAIR AGREEMTS	2,352	3,096	744	31.62%
10013000-45201 - GENERAL LIABILITY INSURANCE	2,009	1,415	(594)	-29.55%
10013000-45202 - BUILDING & CONTENTS INSUR	640	2,978	2,338	365.34%
10013000-45207 - CYBER SECURITY INSURANCE	532	361	(171)	-32.18%
10013000-45300 - TELEPHONE SERVICES	1,693	1,693	-	0.00%
10013000-45400 - ADVERTISING	3,500	2,500	(1,000)	-28.57%
10013000-45800 - TRAVEL COSTS	1,500	3,895	2,395	159.67%
10013000-45900 - EDUCATION & TRAINING	14,500	16,500	2,000	13.79%
10013000-45950 - BANKING & CREDIT CARD FEES	33	35	2	6.06%
10013000-45970 - POSTAGE/SHIPPING	1,157	1,000	(157)	-13.57%
10013000-46101 - DPMT MATERIALS & SUPPLIES	4,000	2,000	(2,000)	-50.00%
10013000-46102 - FURNITURE & EQUIPMENT	4,650	3,270	(1,380)	-29.68%
10013000-46106 - EMPLOYEE AWARDS	10,000	13,500	3,500	35.00%
10013000-46210 - NATURAL GAS	634	260	(374)	-58.99%
10013000-46220 - ELECTRICITY	4,682	4,628	(54)	-1.15%
10013000-46400 - BOOKS & SUBSCRIPTIONS	186,950	200,275	13,325	7.13%
<b>TOTAL HUMAN RESOURCES</b>	<b>\$ 808,689</b>	<b>\$ 911,243</b>	<b>\$102,554</b>	<b>12.68%</b>

## CITY ATTORNEY SUMMARY

	2024 BUDGET	2025 BUDGET	DOLLAR CHANGE	% CHANGE
SALARIES	\$ 480,235	\$ 501,033	\$ 20,798	4.33%
1 CITY ATTORNEY				
2 ASSISTANT CITY ATTORNEYS				
1 LEGAL ADMINISTRATIVE ASSISTANT				
1 ADMINISTRATIVE CLERK, PRINCIPAL				
BENEFITS	139,360	120,863	(18,497)	-13.27%
PROFESSIONAL AND TECHNICAL SERVICES	102,349	100,859	(1,490)	-1.46%
INFRASTRUCTURE MAINTENANCE	-	-	-	100.00%
REPAIR & MAINTENANCE	2,071	5,379	3,307	159.66%
OTHER PURCHASED SERVICES	16,301	20,654	4,353	26.70%
OPERATION SUPPLIES	12,300	11,194	(1,106)	-8.99%
UTILITIES	3,706	3,407	(299)	-8.07%
<b>TOTAL CITY ATTORNEY</b>	<b>\$ 756,323</b>	<b>\$ 763,389</b>	<b>\$ 7,066</b>	<b>0.93%</b>

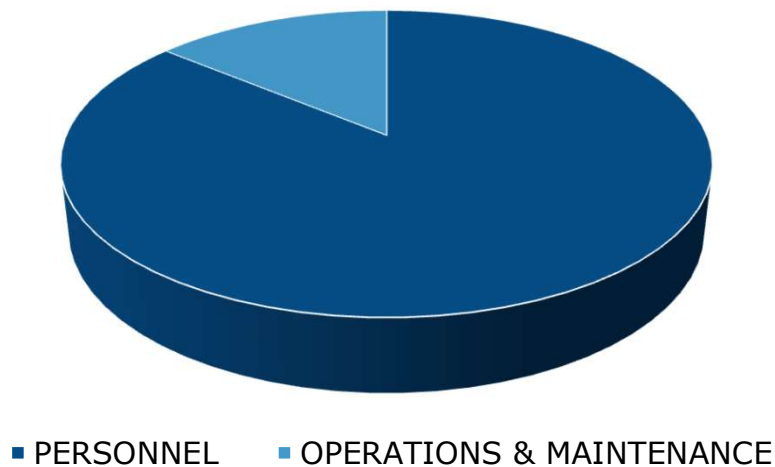


# **CITY ATTORNEY LINE ITEMS**

	2024 BUDGET	2025 BUDGET	DOLLAR CHANGE	% CHANGE
10014000-41100 - REGULAR EMPLOYEES	\$ 480,235	\$ 501,033	\$ 20,798	4.33%
10014000-42100 - ER'S HEALTH INSURANCE	86,270	65,334	(20,936)	-24.27%
10014000-42110 - ER'S LIFE INSURANCE	245	245	-	0.00%
10014000-42210 - ER'S MEDICARE	6,119	6,465	346	5.65%
10014000-42310 - ER'S DEF CONTRIBUTION	21,818	22,873	1,055	4.84%
10014000-42320 - ER'S NDPERS	19,215	19,921	706	3.67%
10014000-42600 - WORKERS' COMPENSATION INSUR	222	222	-	0.00%
10014000-42700 - ER'S ST DISABILITY INS	3,406	3,649	243	7.13%
10014000-42900 - ER'S LT DISABILITY INS	2,065	2,154	89	4.31%
10014000-43020 - ATTORNEYS	100,000	98,000	(2,000)	-2.00%
10014000-43900 - MEMBERSHIPS & ASSOCIATIONS	2,349	2,859	510	21.71%
10014000-44110 - WATER, SEWER, GARBAGE UTILITY	300	359	59	19.67%
10014000-44210 - THIRD PARTY DISPOSAL	28	240	212	745.37%
10014000-44350 - IT MTCE & REPAIR AGREEMTS	1,743	4,780	3,037	174.21%
10014000-45201 - GENERAL LIABILITY INSURANCE	3,604	1,782	(1,822)	-50.56%
10014000-45202 - BUILDING & CONTENTS INSUR	446	2,076	1,630	365.49%
10014000-45207 - CYBER SECURITY INSURANCE	632	451	(181)	-28.64%
10014000-45300 - TELEPHONE SERVICES	654	800	146	22.32%
10014000-45400 - ADVERTISING	300	-	(300)	-100.00%
10014000-45800 - TRAVEL COSTS	8,000	10,971	2,971	37.14%
10014000-45900 - EDUCATION & TRAINING	2,000	3,774	1,774	88.70%
10014000-45970 - POSTAGE/SHIPPING	665	800	135	20.30%
10014000-46101 - DPMT MATERIALS & SUPPLIES	2,260	2,100	(160)	-7.10%
10014000-46102 - FURNITURE & EQUIPMENT	4,500	1,000	(3,500)	-77.78%
10014000-46210 - NATURAL GAS	442	181	(261)	-59.05%
10014000-46220 - ELECTRICITY	3,264	3,226	(38)	-1.16%
10014000-46400 - BOOKS & SUBSCRIPTIONS	5,540	8,094	2,554	46.10%
<b>TOTAL CITY ATTORNEY</b>	<u>\$ 756,323</u>	<u>\$ 763,389</u>	<u>\$ 7,066</u>	<u>0.93%</u>

## FINANCE SUMMARY

	2024 BUDGET	2025 BUDGET	DOLLAR CHANGE	% CHANGE
SALARIES	\$ 1,005,115	\$ 1,082,682	\$ 77,568	7.72%
1 FINANCE DIRECTOR				
1 COMPTROLLER				
0.50 CITY TREASURER				
1.9 ACCOUNTANTS, SENIOR				
1 BUSINESS SYSTEMS ANALYST				
0.85 INTERNAL AUDITOR				
3.25 ACCOUNTANTS				
3 FINANCIAL SPECIALISTS				
BENEFITS	315,142	356,439	41,297	13.10%
PROFESSIONAL AND TECHNICAL SERVICES	72,882	75,538	2,656	3.64%
REPAIR & MAINTENANCE	16,578	15,119	(1,459)	-8.80%
OTHER PURCHASED SERVICES	125,885	111,800	(14,085)	-11.19%
OPERATION SUPPLIES	26,616	19,735	(6,881)	-25.85%
UTILITIES	13,352	12,414	(938)	-7.03%
<b>TOTAL FINANCE</b>	<u>\$ 1,575,570</u>	<u>\$ 1,673,727</u>	<u>\$ 98,157</u>	<u>6.23%</u>



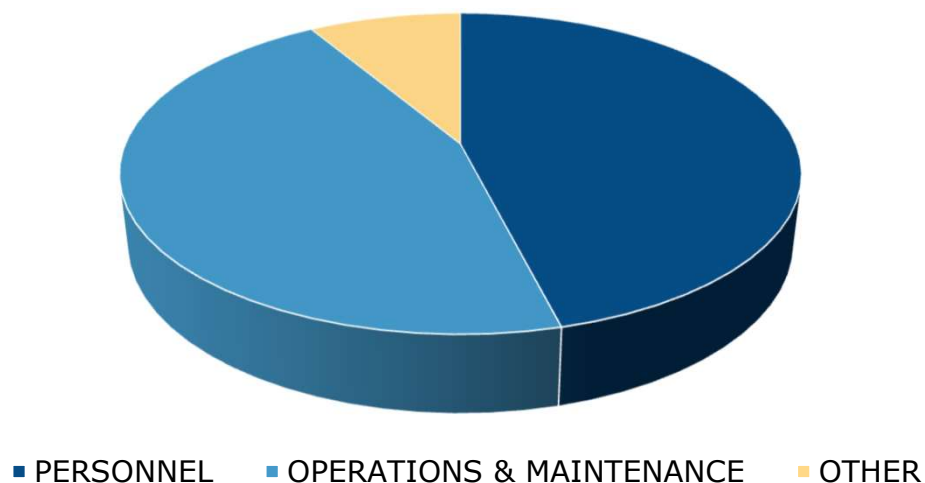


## FINANCE LINE ITEMS

	2024 BUDGET	2025 BUDGET	DOLLAR CHANGE	% CHANGE
10018000-41100 - REGULAR EMPLOYEES	\$ 979,912	\$ 1,057,479	\$ 77,567	7.92%
10018000-41200 - TEMP & PART-TIME EMPLOYEES	17,203	17,203	1	0.00%
10018000-41300 - OVERTIME	8,000	8,000	-	0.00%
10018000-42100 - ER'S HEALTH INSURANCE	174,566	205,138	30,572	17.51%
10018000-42110 - ER'S LIFE INSURANCE	605	613	8	1.32%
10018000-42200 - ER'S SOCIAL SECURITY	1,067	1,067	-	0.00%
10018000-42210 - ER'S MEDICARE	13,205	14,160	955	7.23%
10018000-42300 - ER'S PENSION	27,514	29,323	1,809	6.57%
10018000-42310 - ER'S DEF CONTRIBUTION	6,308	6,627	319	5.06%
10018000-42320 - ER'S NDPERS	79,099	85,579	6,480	8.19%
10018000-42500 - UNEMPLOYMENT COMP	945	940	(5)	-0.53%
10018000-42600 - WORKERS' COMPENSATION INSUR	668	668	-	0.00%
10018000-42700 - ER'S ST DISABILITY INS	6,951	7,777	826	11.88%
10018000-42900 - ER'S LT DISABILITY INS	4,214	4,547	333	7.90%
10018000-43030 - AUDITORS	69,913	72,108	2,195	3.14%
10018000-43300 - OTHER PROFESSIONAL SERVICES	624	1,500	876	140.38%
10018000-43900 - MEMBERSHIPS & ASSOCIATIONS	2,345	1,930	(415)	-17.70%
10018000-44110 - WATER, SEWER, GARBAGE UTILITY	950	1,216	266	28.00%
10018000-44210 - THIRD PARTY DISPOSAL	300	240	(60)	-20.00%
10018000-44324 - ELEVATOR RPR & MTCE	4,500	-	(4,500)	#####
10018000-44350 - IT MTCE & REPAIR AGREEMTS	10,828	13,663	2,835	26.18%
10018000-45201 - GENERAL LIABILITY INSURANCE	7,636	4,950	(2,686)	-35.18%
10018000-45202 - BUILDING & CONTENTS INSUR	14,244	7,040	(7,204)	-50.58%
10018000-45203 - AUTOMOTIVE INSURANCE	755	928	173	22.94%
10018000-45204 - INLAND MARINE INSURANCE	716	722	6	0.89%
10018000-45207 - CYBER SECURITY INSURANCE	1,863	1,114	(749)	-40.19%
10018000-45300 - TELEPHONE SERVICES	5,293	5,293	-	0.00%
10018000-45400 - ADVERTISING	1,300	1,300	-	0.00%
10018000-45800 - TRAVEL COSTS	21,908	20,183	(1,725)	-7.87%
10018000-45900 - EDUCATION & TRAINING	10,850	8,950	(1,900)	-17.51%
10018000-45950 - BANKING & CREDIT CARD FEES	56,120	56,120	-	0.00%
10018000-45970 - POSTAGE/SHIPPING	5,200	5,200	-	0.00%
10018000-46101 - DPMT MATERIALS & SUPPLIES	7,576	7,845	269	3.55%
10018000-46102 - FURNITURE & EQUIPMENT	15,600	8,775	(6,825)	-43.75%
10018000-46103 - COPIER & PRINTER SUPPLIES	2,690	2,690	-	0.00%
10018000-46105 - CLEANING SUPPLIES	500	100	(400)	-80.00%
10018000-46210 - NATURAL GAS	1,499	614	(885)	-59.04%
10018000-46220 - ELECTRICITY	11,853	11,800	(53)	-0.45%
10018000-46400 - BOOKS & SUBSCRIPTIONS	250	325	75	30.00%
<b>TOTAL FINANCE</b>	<u>\$ 1,575,570</u>	<u>\$ 1,673,727</u>	<u>\$ 98,157</u>	<u>6.23%</u>

## INFORMATION TECHNOLOGY SUMMARY

	2024 BUDGET	2025 BUDGET	DOLLAR CHANGE	% CHANGE
SALARIES	\$ 465,332	\$ 497,402	\$ 32,070	6.89%
1 MANAGER OF SYSTEMS & SUPPORT				
1 MANAGER OF NETWORKS & COMMUNICATIONS				
1 INFORMATION TECHNOLOGY SPECIALIST, SENIOR				
1 INFORMATION TECHNOLOGY TECH II				
2 INFORMATION TECHNOLOGY TECH I				
BENEFITS	257,344	262,408	5,064	1.97%
PROFESSIONAL AND TECHNICAL SERVICES	13,014	14,375	1,361	10.46%
REPAIR & MAINTENANCE	673,633	598,987	(74,646)	-11.08%
OTHER PURCHASED SERVICES	38,510	44,150	5,640	14.65%
OPERATION SUPPLIES	97,859	84,784	(13,075)	-13.36%
UTILITIES	6,654	6,118	(536)	-8.06%
FUEL	106	137	31	29.25%
TRANSFERS BETWEEN FUNDS	-	142,497	142,497	100.00%
<b>TOTAL INFORMATION TECHNOLOGY</b>	<b>\$ 1,552,452</b>	<b>\$ 1,650,858</b>	<b>\$ 98,406</b>	<b>6.34%</b>

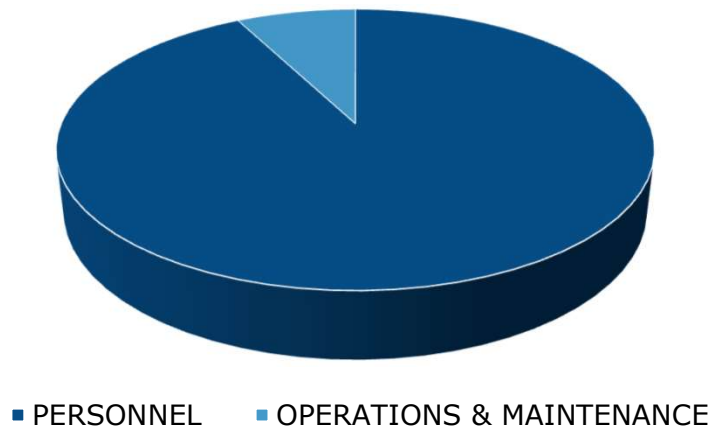


# INFORMATION TECHNOLOGY LINE ITEMS

	2024 BUDGET	2025 BUDGET	DOLLAR CHANGE	% CHANGE
10019000-41100 - REGULAR EMPLOYEES	\$ 465,332	\$ 495,402	\$ 30,070	6.46%
10019000-41300 - OVERTIME	-	2,000	2,000	100.00%
10019000-42100 - ER'S HEALTH INSURANCE	90,940	91,740	800	0.88%
10019000-42110 - ER'S LIFE INSURANCE	294	294	-	0.00%
10019000-42210 - ER'S MEDICARE	5,891	6,329	438	7.44%
10019000-42300 - ER'S PENSION	132,460	134,363	1,903	1.44%
10019000-42320 - ER'S NDPERS	22,199	23,616	1,417	6.38%
10019000-42600 - WORKERS' COMPENSATION INSUR	258	258	-	0.00%
10019000-42700 - ER'S ST DISABILITY INS	3,301	3,717	416	12.60%
10019000-42900 - ER'S LT DISABILITY INS	2,001	2,091	90	4.50%
10019000-43040 - CONSULTANTS	13,014	14,075	1,061	8.15%
10019000-43300 - OTHER PROFESSIONAL SERVICES	-	300	300	100.00%
10019000-44110 - WATER, SEWER, GARBAGE UTILITY	500	644	144	28.80%
10019000-44330 - VEHICLE & EQUIPMENT REPAIR	730	730	-	0.00%
10019000-44350 - IT MTCE & REPAIR AGREEMTS	672,403	597,613	(74,790)	-11.12%
10019000-45201 - GENERAL LIABILITY INSURANCE	4,533	3,462	(1,071)	-23.63%
10019000-45202 - BUILDING & CONTENTS INSUR	801	3,728	2,927	365.41%
10019000-45203 - AUTOMOTIVE INSURANCE	403	372	(31)	-7.59%
10019000-45207 - CYBER SECURITY INSURANCE	799	541	(258)	-32.27%
10019000-45300 - TELEPHONE SERVICES	16,587	19,460	2,873	17.32%
10019000-45400 - ADVERTISING	200	200	-	0.00%
10019000-45800 - TRAVEL COSTS	5,000	5,000	-	0.00%
10019000-45900 - EDUCATION & TRAINING	10,000	11,300	1,300	13.00%
10019000-45950 - BANKING & CREDIT CARD FEES	100	-	(100)	-100.00%
10019000-45970 - POSTAGE/SHIPPING	87	87	-	0.00%
10019000-46101 - DPMT MATERIALS & SUPPLIES	5,118	2,500	(2,618)	-51.16%
10019000-46102 - FURNITURE & EQUIPMENT	92,621	82,164	(10,457)	-11.29%
10019000-46210 - NATURAL GAS	794	325	(469)	-59.07%
10019000-46220 - ELECTRICITY	5,860	5,793	(67)	-1.14%
10019000-46262 - UNLEADED	106	137	31	29.25%
10019000-46400 - BOOKS & SUBSCRIPTIONS	120	120	-	0.00%
10019000-49125 - CAPITAL EQUIPMENT	-	142,497	142,497	100.00%
<b>TOTAL INFORMATION TECHNOLOGY</b>	<b>\$ 1,552,452</b>	<b>\$ 1,650,858</b>	<b>\$ 98,406</b>	<b>6.34%</b>

## ASSESSOR SUMMARY

	2024 BUDGET	2025 BUDGET	DOLLAR CHANGE	% CHANGE
SALARIES	\$ 556,724	\$ 565,031	\$ 8,307	1.49%
1 CITY ASSESSOR				
1 ASSISTANT CITY ASSESSOR				
3 PROPERTY APPRAISERS, SENIOR				
1 PROPERTY ASSESSMENT SPECIALIST				
BENEFITS	271,568	297,584	26,016	9.58%
PROFESSIONAL AND TECHNICAL SERVICES	1,150	1,700	550	47.83%
INFRASTRUCTURE MAINTENANCE	662	984	322	48.74%
REPAIR & MAINTENANCE	19,566	23,214	3,648	18.65%
OTHER PURCHASED SERVICES	30,146	33,768	3,622	12.02%
OPERATION SUPPLIES	11,248	5,661	(5,587)	-49.67%
UTILITIES	4,566	4,198	(368)	-8.06%
FUEL	2,662	2,415	(247)	-9.28%
<b>TOTAL ASSESSOR</b>	<b>\$ 898,291</b>	<b>\$ 934,555</b>	<b>\$ 36,264</b>	<b>4.04%</b>

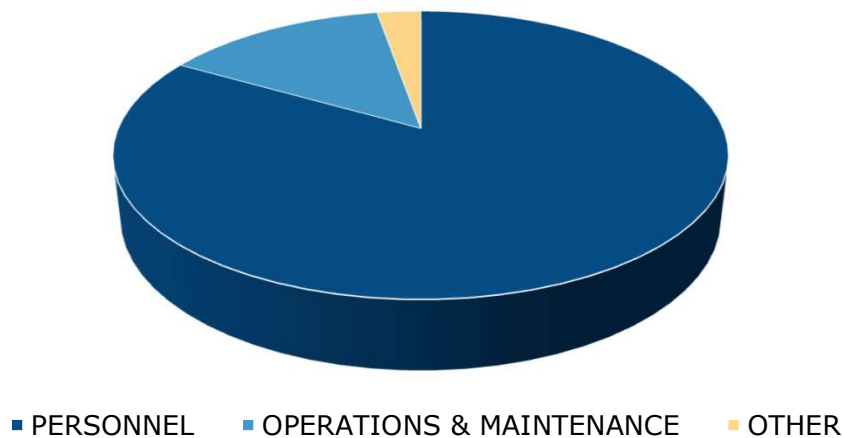


## ASSESSOR LINE ITEMS

	2024 BUDGET	2025 BUDGET	DOLLAR CHANGE	% CHANGE
10021100- 41100 - REGULAR EMPLOYEES	\$ 556,724	\$ 565,031	\$ 8,307	1.49%
10021100- 42100 - ER'S HEALTH INSURANCE	63,367	84,344	20,977	33.10%
10021100- 42110 - ER'S LIFE INSURANCE	294	294	-	0.00%
10021100- 42210 - ER'S MEDICARE	7,046	7,146	100	1.42%
10021100- 42300 - ER'S PENSION	169,350	174,160	4,810	2.84%
10021100- 42320 - ER'S NDPERS	24,844	24,566	(278)	-1.12%
10021100- 42600 - WORKERS' COMPENSATION INSUR	325	325	-	0.00%
10021100- 42700 - ER'S ST DISABILITY INS	3,948	4,319	371	9.40%
10021100- 42900 - ER'S LT DISABILITY INS	2,394	2,430	36	1.50%
10021100- 43900 - MEMBERSHIPS & ASSOCIATIONS	1,150	1,700	550	47.83%
10021100- 44110 - WATER, SEWER, GARBAGE UTILITY	350	442	92	26.29%
10021100- 44320 - STRUCTURE RPR & MTCE	2,500	1,250	(1,250)	-50.00%
10021100- 44325 - PEST CONTROL RPR & MTCE	20	-	(20)	-100.00%
10021100- 44327 - SECURITY SYSTEM RPR & MTCE	21	-	(21)	-100.00%
10021100- 44330 - VEHICLE & EQUIPMENT REPAIR	2,000	3,500	1,500	75.00%
10021100- 44350 - IT MTCE & REPAIR AGREEMTS	25,255	28,576	3,321	13.15%
10021100- 44400 - RENTALS	662	984	322	48.74%
10021100- 45201 - GENERAL LIABILITY INSURANCE	2,577	2,017	(560)	-21.73%
10021100- 45202 - BUILDING & CONTENTS INSUR	613	2,558	1,945	317.30%
10021100- 45203 - AUTOMOTIVE INSURANCE	2,071	1,747	(324)	-15.66%
10021100- 45207 - CYBER SECURITY INSURANCE	799	541	(258)	-32.27%
10021100- 45300 - TELEPHONE SERVICES	3,081	3,684	603	19.57%
10021100- 45400 - ADVERTISING	50	-	(50)	-100.00%
10021100- 45800 - TRAVEL COSTS	3,675	4,593	918	24.97%
10021100- 45900 - EDUCATION & TRAINING	2,400	2,600	200	8.33%
10021100- 45920 - WEARING APPAREL	300	300	-	0.00%
10021100- 45970 - POSTAGE/SHIPPING	4,000	5,175	1,175	29.38%
10021100- 46101 - DPMT MATERIALS & SUPPLIES	3,700	1,525	(2,175)	-58.78%
10021100- 46102 - FURNITURE & EQUIPMENT	5,101	1,650	(3,451)	-67.65%
10021100- 46103 - COPIER & PRINTER SUPPLIES	837	1,026	189	22.61%
10021100- 46210 - NATURAL GAS	545	223	(322)	-59.08%
10021100- 46220 - ELECTRICITY	4,021	3,975	(46)	-1.14%
10021100- 46262 - UNLEADED	2,662	2,415	(247)	-9.28%
10021100- 46400 - BOOKS & SUBSCRIPTIONS	1,610	1,460	(150)	-9.32%
<b>TOTAL ASSESSOR</b>	<b>\$ 898,291</b>	<b>\$ 934,555</b>	<b>\$ 36,264</b>	<b>4.04%</b>

## POLICE SUMMARY

	2024 BUDGET	2025 BUDGET	DOLLAR CHANGE	% CHANGE
SALARIES	\$ 7,555,845	\$ 7,542,000	\$ (13,845)	-0.18%
1 POLICE CHIEF				
3 POLICE CAPTAINS				
5 POLICE LIEUTENANTS				
14 POLICE SERGEANTS				
30 POLICE OFFICERS, MASTER				
7 POLICE OFFICERS, SENIOR				
25 POLICE OFFICERS				
1 DIGITAL FORENSIC ANALYST				
1 EVIDENCE AND PROPERTY TECHNICIAN				
1 INTELLIGENCE ANALYST				
1 OFFICE & ADMINISTRATIVE SPECIALISTS, SENIOR				
1 LAW ENFORCEMENT OFFICE MANAGER				
1 LAW ENFORCEMENT SPECIALIST III				
2 LAW ENFORCEMENT SPECIALISTS II				
2 LAW ENFORCEMENT SPECIALISTS I				
3 COMMUNITY SERVICE OFFICERS				
BENEFITS	3,748,677	3,718,940	(29,737)	-0.79%
PROFESSIONAL AND TECHNICAL SERVICES	86,622	78,319	(8,303)	-9.59%
INFRASTRUCTURE MAINTENANCE	200,093	249,798	49,705	24.84%
REPAIR & MAINTENANCE	298,214	476,278	178,063	59.71%
OTHER PURCHASED SERVICES	406,836	460,793	53,957	13.26%
OPERATION SUPPLIES	306,517	394,858	88,341	28.82%
UTILITIES	94,899	68,066	(26,833)	-28.28%
FUEL	170,538	163,665	(6,873)	-4.03%
OTHER	20,000	22,000	2,000	10.00%
TRANSFERS BETWEEN FUNDS	774,140	348,667	(425,473)	-54.96%
<b>TOTAL POLICE</b>	<b>\$ 13,662,381</b>	<b>\$ 13,523,383</b>	<b>\$ (138,997)</b>	<b>-1.02%</b>



**POLICE LINE ITEMS**

	2024 BUDGET	2025 BUDGET	DOLLAR CHANGE	% CHANGE
10021000-41100 - REGULAR EMPLOYEES	\$ 7,314,619	\$ 7,239,280	\$ (75,339)	-1.03%
10021000-41200 - TEMP & PART-TIME EMPLOYEES	26,400	27,720	1,320	5.00%
10021000-41300 - OVERTIME	214,826	275,000	60,174	28.01%
10021000-42100 - ER'S HEALTH INSURANCE	1,465,246	1,291,782	(173,464)	-11.84%
10021000-42110 - ER'S LIFE INSURANCE	4,802	4,459	(343)	-7.14%
10021000-42200 - ER'S SOCIAL SECURITY	1,637	1,719	82	5.01%
10021000-42210 - ER'S MEDICARE	95,723	97,125	1,402	1.46%
10021000-42300 - ER'S PENSION	1,687,156	1,684,465	(2,691)	-0.16%
10021000-42310 - ER'S DEF CONTRIBUTION	67,415	5,051	(62,364)	-92.51%
10021000-42320 - ER'S NDPERS	306,528	511,923	205,395	67.01%
10021000-42500 - UNEMPLOYMENT COMP	820	813	(7)	-0.85%
10021000-42600 - WORKERS' COMPENSATION INSUR	36,233	36,233	-	0.00%
10021000-42700 - ER'S ST DISABILITY INS	51,875	54,565	2,690	5.19%
10021000-42900 - ER'S LT DISABILITY INS	31,242	30,805	(437)	-1.40%
10021000-43040 - CONSULTANTS	45,673	-	(45,673)	-100.00%
10021000-43200 - PROFESSIONAL TESTING	-	3,600	3,600	100.00%
10021000-43300 - OTHER PROFESSIONAL SERVICES	33,864	67,629	33,765	99.71%
10021000-43900 - MEMBERSHIPS & ASSOCIATIONS	7,085	7,090	5	0.07%
10021000-44110 - WATER, SEWER, GARBAGE UTILITY	3,000	4,470	1,470	49.00%
10021000-44320 - STRUCTURE RPR & MTCE	49,400	140,000	90,600	183.40%
10021000-44322 - HVAC RPR & MTCE	16,500	10,500	(6,000)	-36.36%
10021000-44324 - ELEVATOR RPR & MTCE	-	4,700	4,700	100.00%
10021000-44325 - PEST CONTROL RPR & MTCE	-	325	325	100.00%
10021000-44327 - SECURITY SYSTEM RPR & MTCE	-	2,500	2,500	100.00%
10021000-44330 - VEHICLE & EQUIPMENT REPAIR	109,800	127,700	17,900	16.30%
10021000-44340 - POUND SERVICES AGMTS	50,000	45,000	(5,000)	-10.00%
10021000-44350 - IT MTCE & REPAIR AGREEMTS	69,514	141,083	71,568	102.96%
10021000-44400 - RENTALS	200,093	249,798	49,705	24.84%
10021000-45201 - GENERAL LIABILITY INSURANCE	41,355	84,928	43,573	105.36%
10021000-45202 - BUILDING & CONTENTS INSUR	9,629	12,287	2,658	27.60%
10021000-45203 - AUTOMOTIVE INSURANCE	55,240	54,608	(632)	-1.14%
10021000-45204 - INLAND MARINE INSURANCE	1,191	766	(425)	-35.70%
10021000-45205 - COVERAGE FOR FLOOD INSURANCE	3,680	4,459	779	21.18%
10021000-45207 - CYBER SECURITY INSURANCE	12,772	8,394	(4,378)	-34.28%
10021000-45300 - TELEPHONE SERVICES	60,777	62,477	1,700	2.80%
10021000-45400 - ADVERTISING	5,573	6,000	427	7.67%
10021000-45800 - TRAVEL COSTS	55,125	69,391	14,266	25.88%
10021000-45900 - EDUCATION & TRAINING	71,950	78,180	6,230	8.66%
10021000-45920 - WEARING APPAREL	47,060	38,093	(8,967)	-19.06%
10021000-45940 - TOWING	33,813	32,122	(1,691)	-5.00%
10021000-45950 - BANKING & CREDIT CARD FEES	1,600	2,088	488	30.50%
10021000-45951 - COLLECTION FEES	71	-	(71)	-100.00%
10021000-45970 - POSTAGE/SHIPPING	6,500	6,500	-	0.00%
10021000-45980 - LAUNDRY	500	500	-	0.00%
10021000-46101 - DPMT MATERIALS & SUPPLIES	67,900	73,611	5,711	8.41%
10021000-46102 - FURNITURE & EQUIPMENT	172,385	227,266	54,881	31.84%
10021000-46103 - COPIER & PRINTER SUPPLIES	10,302	7,057	(3,245)	-31.50%
10021000-46104 - CANINE CARE & SUPPLIES	9,000	13,000	4,000	44.44%
10021000-46105 - CLEANING SUPPLIES	148	-	(148)	-100.00%
10021000-46106 - EMPLOYEE AWARDS	182	-	(182)	-100.00%
10021000-46108 - AMMUNITION & TARGETS	30,000	30,000	-	0.00%
10021000-46114 - CRIME INVESTIGAT & BUY MONEY	2,500	2,500	-	0.00%
10021000-46119 - COMMUNITY OUTREACH	11,000	12,000	1,000	9.09%
10021000-46210 - NATURAL GAS	14,493	4,981	(9,512)	-65.63%
10021000-46220 - ELECTRICITY	80,406	63,085	(17,321)	-21.54%
10021000-46261 - DIESEL	83	74	(9)	-10.84%
10021000-46262 - UNLEADED	170,455	163,591	(6,864)	-4.03%
10021000-46400 - BOOKS & SUBSCRIPTIONS	3,100	29,424	26,324	849.16%
10021000-48100 - COMMUNITY CONTRIBUTIONS	8,000	8,500	500	6.25%
10021000-48201 - DOMESTIC VIOLENCE	12,000	13,500	1,500	12.50%
10021000-49124 - CAPITAL INFRASTRUCTURE	522,640	-	(522,640)	-100.00%
10021000-49125 - CAPITAL EQUIPMENT	251,500	348,667	97,167	38.63%
<b>TOTAL POLICE</b>	<b>\$ 13,662,381</b>	<b>\$ 13,523,383</b>	<b>\$ (138,997)</b>	<b>-1.02%</b>

**NARCOTICS TASK FORCE SUMMARY**

	2024 BUDGET	2025 BUDGET	DOLLAR CHANGE	% CHANGE
INFRASTRUCTURE MAINTENANCE	\$ 71,150	\$ -	\$ (71,150)	-100.00%
REPAIR & MAINTENANCE	7,450	-	(7,450)	-100.00%
OTHER PURCHASED SERVICES	11,700	-	(11,700)	-100.00%
OPERATION SUPPLIES	45,112	-	(45,112)	-100.00%
FUEL	10,500	-	(10,500)	-100.00%
<b>TOTAL NARCOTICS TASK FORCE</b>	<u>\$ 145,912</u>	<u>\$ -</u>	<u>\$ (145,912)</u>	<u>-100.00%</u>

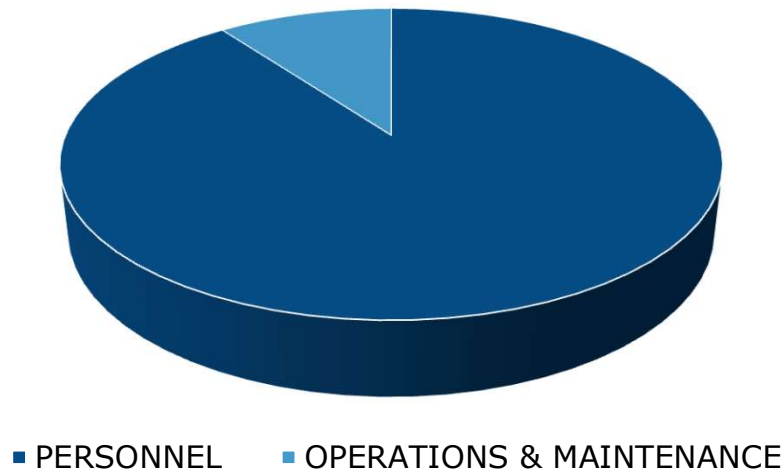


**NARCOTICS TASK FORCE LINE ITEMS**

	2024 BUDGET	2025 BUDGET	DOLLAR CHANGE	% CHANGE
10023000-44330 - VEHICLE & EQUIPMENT REPAIR	\$ 1,000	\$ -	(1,000)	-100.00%
10023000-44350 - IT MTCE & REPAIR AGREEMTS	6,450	-	(6,450)	-100.00%
10023000-44400 - RENTALS	71,150	-	(71,150)	-100.00%
10023000-45300 - TELEPHONE SERVICES	4,700	-	(4,700)	-100.00%
10023000-45800 - TRAVEL COSTS	7,000	-	(7,000)	-100.00%
10023000-46101 - DPMT MATERIALS & SUPPLIES	5,000	-	(5,000)	-100.00%
10023000-46102 - FURNITURE & EQUIPMENT	30,112	-	(30,112)	-100.00%
10023000-46114 - CRIME INVESTIGAT & BUY MONEY	10,000	-	(10,000)	-100.00%
10023000-46262 - UNLEADED	10,500	-	(10,500)	-100.00%
<b>TOTAL NARCOTICS TASK FORCE</b>	<b>\$ 145,912</b>	<b>\$ -</b>	<b>\$ (145,912)</b>	<b>-100.00%</b>

## DISPATCH SUMMARY

	2024 BUDGET	2025 BUDGET	DOLLAR CHANGE	% CHANGE
SALARIES	\$ 1,271,840	\$ 1,274,384	\$ 2,544	0.20%
1 PSAP MANAGER				
1 ASSISTANT PSAP MANAGER				
4 DISPATCHERS, LEAD				
5 DISPATCHERS, SENIOR				
8 DISPATCHERS				
BENEFITS	524,521	502,509	(22,012)	-4.20%
PROFESSIONAL AND TECHNICAL SERVICES	1,950	2,050	100	5.13%
INFRASTRUCTURE MAINTENANCE	16,200	17,184	984	6.07%
REPAIR & MAINTENANCE	90,270	111,932	21,662	24.00%
OTHER PURCHASED SERVICES	34,255	42,105	7,851	22.92%
OPERATION SUPPLIES	15,401	14,647	(754)	-4.90%
UTILITIES	14,169	13,027	(1,142)	-8.06%
<b>TOTAL DISPATCH</b>	<b>\$ 1,968,606</b>	<b>\$ 1,977,838</b>	<b>\$ 9,232</b>	<b>0.47%</b>

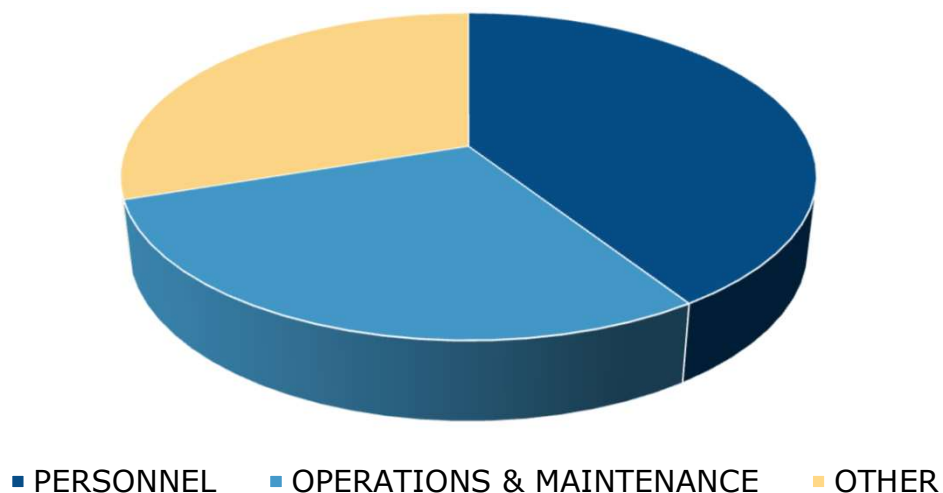


## DISPATCH LINE ITEMS

	2024 BUDGET	2025 BUDGET	DOLLAR CHANGE	% CHANGE
10024000- 41100 - REGULAR EMPLOYEES	\$ 1,211,840	\$ 1,211,384	\$ (456)	-0.04%
10024000- 41300 - OVERTIME	60,000	63,000	3,000	5.00%
10024000- 42100 - ER'S HEALTH INSURANCE	217,521	230,626	13,105	6.02%
10024000- 42110 - ER'S LIFE INSURANCE	931	931	-	0.00%
10024000- 42210 - ER'S MEDICARE	16,555	16,720	165	1.00%
10024000- 42300 - ER'S PENSION	197,630	154,942	(42,688)	-21.60%
10024000- 42310 - ER'S DEF CONTRIBUTION	21,518	17,300	(4,218)	-19.60%
10024000- 42320 - ER'S NDPERS	55,659	66,734	11,075	19.90%
10024000- 42500 - UNEMPLOYMENT COMP	254	211	(43)	-16.93%
10024000- 42600 - WORKERS' COMPENSATION INSUR	671	671	-	0.00%
10024000- 42700 - ER'S ST DISABILITY INS	8,594	9,199	605	7.04%
10024000- 42900 - ER'S LT DISABILITY INS	5,188	5,175	(13)	-0.25%
10024000- 43300 - OTHER PROFESSIONAL SERVICES	750	850	100	13.33%
10024000- 43900 - MEMBERSHIPS & ASSOCIATIONS	1,200	1,200	-	0.00%
10024000- 44110 - WATER, SEWER, GARBAGE UTILITY	1,090	1,371	281	25.78%
10024000- 44320 - STRUCTURE RPR & MTCE	1,192	-	(1,192)	-100.00%
10024000- 44330 - VEHICLE & EQUIPMENT REPAIR	30,000	30,000	-	0.00%
10024000- 44350 - IT MTCE & REPAIR AGREEMTS	57,988	80,561	22,573	38.93%
10024000- 44400 - RENTALS	16,200	17,184	984	6.07%
10024000- 45201 - GENERAL LIABILITY INSURANCE	5,211	3,708	(1,503)	-28.85%
10024000- 45202 - BUILDING & CONTENTS INSUR	1,706	7,938	6,232	365.28%
10024000- 45207 - CYBER SECURITY INSURANCE	2,528	1,715	(813)	-32.16%
10024000- 45300 - TELEPHONE SERVICES	7,194	7,550	356	4.95%
10024000- 45400 - ADVERTISING	216	-	(216)	-100.00%
10024000- 45800 - TRAVEL COSTS	7,700	8,200	500	6.49%
10024000- 45900 - EDUCATION & TRAINING	8,200	11,245	3,045	37.13%
10024000- 45920 - WEARING APPAREL	1,500	1,750	250	16.67%
10024000- 46101 - DPMT MATERIALS & SUPPLIES	4,000	4,000	-	0.00%
10024000- 46102 - FURNITURE & EQUIPMENT	10,625	8,990	(1,635)	-15.39%
10024000- 46103 - COPIER & PRINTER SUPPLIES	276	1,157	881	318.81%
10024000- 46210 - NATURAL GAS	1,690	692	(998)	-59.05%
10024000- 46220 - ELECTRICITY	12,479	12,335	(144)	-1.15%
10024000- 46400 - BOOKS & SUBSCRIPTIONS	500	500	-	0.00%
<b>TOTAL DISPATCH</b>	<b>\$ 1,968,606</b>	<b>\$ 1,977,838</b>	<b>\$ 9,232</b>	<b>0.47%</b>

## MUNICIPAL JUDGE SUMMARY

	2024 BUDGET	2025 BUDGET	DOLLAR CHANGE	% CHANGE
SALARIES	\$ 232,325	\$ 242,825	\$ 10,500	4.52%
1 CITY PROSECUTOR				
1 CLERK OF COURT				
1 ADMINISTRATIVE CLERK, PRINCIPAL				
1 ADMINISTRATIVE CLERK, SENIOR				
BENEFITS	76,845	78,119	1,274	1.66%
PROFESSIONAL AND TECHNICAL SERVICES	33,100	31,150	(1,950)	-5.89%
INFRASTRUCTURE MAINTENANCE	662	984	322	48.74%
REPAIR & MAINTENANCE	2,500	5,300	2,800	112.00%
OTHER PURCHASED SERVICES	184,039	182,841	(1,198)	-0.65%
OPERATION SUPPLIES	9,151	7,407	(1,744)	-19.06%
OTHER	148,872	237,000	88,128	59.20%
<b>TOTAL MUNICIPAL JUDGE</b>	<b>\$ 687,493</b>	<b>\$ 785,626</b>	<b>\$ 98,133</b>	<b>14.27%</b>

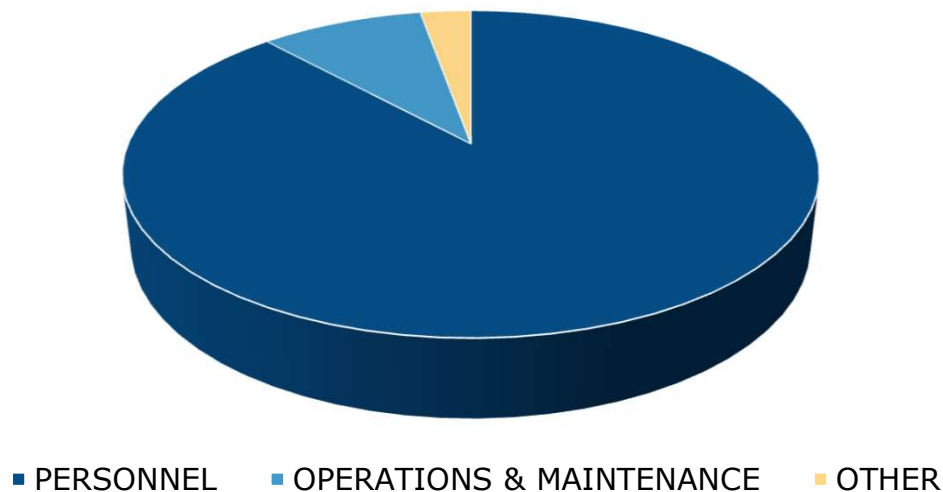


# **MUNICIPAL JUDGE LINE ITEMS**

	2024 BUDGET	2025 BUDGET	DOLLAR CHANGE	% CHANGE
10025000-41100 - REGULAR EMPLOYEES	\$ 222,825	\$ 232,850	\$ 10,025	4.50%
10025000-41200 - TEMP & PART-TIME EMPLOYEES	9,500	9,975	475	5.00%
10025000-42100 - ER'S HEALTH INSURANCE	51,916	52,369	453	0.87%
10025000-42110 - ER'S LIFE INSURANCE	196	196	-	0.00%
10025000-42200 - ER'S SOCIAL SECURITY	4,018	4,140	122	3.04%
10025000-42210 - ER'S MEDICARE	3,135	3,278	143	4.56%
10025000-42320 - ER'S NDPERS	15,074	15,864	790	5.24%
10025000-42500 - UNEMPLOYMENT COMP	56	56	-	0.00%
10025000-42600 - WORKERS' COMPENSATION INSUR	170	170	-	0.00%
10025000-42700 - ER'S ST DISABILITY INS	1,580	1,309	(271)	-17.15%
10025000-42900 - ER'S LT DISABILITY INS	700	737	37	5.29%
10025000-43020 - ATTORNEYS	32,000	30,000	(2,000)	-6.25%
10025000-43040 - CONSULTANTS	400	400	-	0.00%
10025000-43300 - OTHER PROFESSIONAL SERVICES	-	50	50	100.00%
10025000-43900 - MEMBERSHIPS & ASSOCIATIONS	700	700	-	0.00%
10025000-44330 - VEHICLE & EQUIPMENT REPAIR	1,500	1,000	(500)	-33.33%
10025000-44350 - IT MTCE & REPAIR AGREEMTS	1,000	4,300	3,300	330.00%
10025000-44400 - RENTALS	662	984	322	48.74%
10025000-45201 - GENERAL LIABILITY INSURANCE	2,381	1,787	(594)	-24.94%
10025000-45202 - BUILDING & CONTENTS INSUR	-	593	593	100.00%
10025000-45207 - CYBER SECURITY INSURANCE	532	361	(171)	-32.18%
10025000-45300 - TELEPHONE SERVICES	2,058	2,058	-	0.00%
10025000-45800 - TRAVEL COSTS	1,500	1,500	-	0.00%
10025000-45900 - EDUCATION & TRAINING	1,000	1,000	-	0.00%
10025000-45950 - BANKING & CREDIT CARD FEES	14,153	13,532	(621)	-4.39%
10025000-45951 - COLLECTION FEES	12,415	12,000	(415)	-3.34%
10025000-45960 - PRISONER CARE	150,000	150,000	-	0.00%
10025000-45970 - POSTAGE/SHIPPING	-	10	10	100.00%
10025000-46101 - DPMT MATERIALS & SUPPLIES	4,000	3,000	(1,000)	-25.00%
10025000-46102 - FURNITURE & EQUIPMENT	3,000	1,500	(1,500)	-50.00%
10025000-46103 - COPIER & PRINTER SUPPLIES	1,651	2,357	706	42.77%
10025000-46105 - CLEANING SUPPLIES	-	50	50	100.00%
10025000-46400 - BOOKS & SUBSCRIPTIONS	500	500	-	0.00%
10025000-48201 - DOMESTIC VIOLENCE	12,033	17,000	4,967	41.28%
10025000-48202 - RESTITUTION	25,356	50,000	24,644	97.19%
10025000-48203 - BONDS POSTED	111,483	170,000	58,517	52.49%
<b>TOTAL MUNICIPAL JUDGE</b>	<b>\$ 687,493</b>	<b>\$ 785,626</b>	<b>\$ 98,133</b>	<b>14.27%</b>

## FIRE CONTROL SUMMARY

	2024 BUDGET	2025 BUDGET	DOLLAR CHANGE	% CHANGE
SALARIES	\$ 5,742,676	\$ 5,995,252	\$ 252,576	4.40%
1 FIRE CHIEF				
1 ASSISTANT FIRE CHIEF				
4 FIRE BATTALION CHIEFS				
15 FIRE CAPTAINS				
33 FIREFIGHTERS, SENIOR				
12 FIREFIGHTERS				
3 FIRE INSPECTORS II				
1 FIRE EQUIPMENT MECHANIC				
1 OFFICE & ADMINISTRATIVE SPECIALIST, SENIOR				
BENEFITS	2,756,372	2,873,036	116,664	4.23%
PROFESSIONAL AND TECHNICAL SERVICES	40,125	42,628	2,503	6.24%
INFRASTRUCTURE MAINTENANCE	662	984	322	48.74%
REPAIR & MAINTENANCE	205,415	198,756	(6,660)	-3.24%
OTHER PURCHASED SERVICES	194,033	217,134	23,101	11.91%
OPERATION SUPPLIES	208,785	279,029	70,243	33.64%
UTILITIES	120,324	105,469	(14,855)	-12.35%
FUEL	73,215	64,712	(8,503)	-11.61%
OTHER	280,441	274,931	(5,510)	-1.96%
TRANSFERS BETWEEN FUNDS	-	7,358	7,358	100.00%
<b>TOTAL FIRE CONTROL</b>	<b>\$ 9,622,048</b>	<b>\$ 10,059,288</b>	<b>\$ 437,240</b>	<b>4.54%</b>

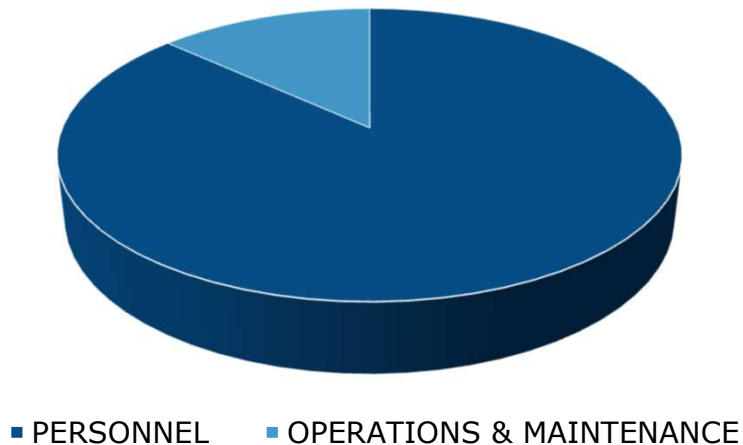


## FIRE CONTROL

	2024 BUDGET	2025 BUDGET	DOLLAR CHANGE	% CHANGE
10031000-41100 - REGULAR EMPLOYEES	\$ 5,372,373	\$ 5,379,252	\$ 6,879	0.13%
10031000-41300 - OVERTIME	370,303	616,000	245,697	66.35%
10031000-42100 - ER'S HEALTH INSURANCE	1,017,409	1,059,586	42,177	4.15%
10031000-42110 - ER'S LIFE INSURANCE	3,332	3,479	147	4.41%
10031000-42210 - ER'S MEDICARE	72,770	77,261	4,491	6.17%
10031000-42300 - ER'S PENSION	1,276,373	1,214,113	(62,260)	-4.88%
10031000-42310 - ER'S DEF CONTRIBUTION	132,549	13,586	(118,963)	-89.75%
10031000-42320 - ER'S NDPERS	142,421	390,785	248,364	174.39%
10031000-42500 - UNEMPLOYMENT COMP	1,172	1,172	-	0.00%
10031000-42600 - WORKERS' COMPENSATION INSUR	49,158	49,158	-	0.00%
10031000-42700 - ER'S ST DISABILITY INS	38,101	40,781	2,680	7.03%
10031000-42900 - ER'S LT DISABILITY INS	23,087	23,115	28	0.12%
10031000-43300 - OTHER PROFESSIONAL SERVICES	35,000	40,453	5,453	15.58%
10031000-43900 - MEMBERSHIPS & ASSOCIATIONS	5,125	2,175	(2,950)	-57.56%
10031000-44110 - WATER, SEWER, GARBAGE UTILITY	16,500	22,355	5,855	35.48%
10031000-44320 - STRUCTURE RPR & MTCE	103,952	68,770	(35,182)	-33.84%
10031000-44325 - PEST CONTROL RPR & MTCE	2,500	2,500	-	0.00%
10031000-44327 - SECURITY SYSTEM RPR & MTCE	500	-	(500)	-100.00%
10031000-44330 - VEHICLE & EQUIPMENT REPAIR	71,000	71,630	630	0.89%
10031000-44350 - IT MTCE & REPAIR AGREEMTS	10,963	33,501	22,537	205.57%
10031000-44400 - RENTALS	662	984	322	48.74%
10031000-45201 - GENERAL LIABILITY INSURANCE	30,476	26,518	(3,958)	-12.99%
10031000-45202 - BUILDING & CONTENTS INSUR	6,591	19,893	13,302	201.81%
10031000-45203 - AUTOMOTIVE INSURANCE	19,775	18,113	(1,662)	-8.41%
10031000-45204 - INLAND MARINE INSURANCE	255	713	458	179.73%
10031000-45207 - CYBER SECURITY INSURANCE	9,845	6,048	(3,797)	-38.57%
10031000-45300 - TELEPHONE SERVICES	22,781	33,700	10,919	47.93%
10031000-45400 - ADVERTISING	2,000	1,000	(1,000)	-50.00%
10031000-45800 - TRAVEL COSTS	10,000	10,000	-	0.00%
10031000-45900 - EDUCATION & TRAINING	59,000	71,550	12,550	21.27%
10031000-45920 - WEARING APPAREL	32,350	28,700	(3,650)	-11.28%
10031000-45950 - BANKING & CREDIT CARD FEES	10	-	(10)	-100.00%
10031000-45970 - POSTAGE/SHIPPING	950	900	(50)	-5.26%
10031000-46101 - DPMT MATERIALS & SUPPLIES	150,274	205,989	55,715	37.08%
10031000-46102 - FURNITURE & EQUIPMENT	27,900	28,750	850	3.05%
10031000-46103 - COPIER & PRINTER SUPPLIES	151	657	506	335.24%
10031000-46105 - CLEANING SUPPLIES	19,960	26,000	6,040	30.26%
10031000-46107 - FOAM & CHEMICALS	6,000	12,013	6,013	100.21%
10031000-46210 - NATURAL GAS	50,896	38,844	(12,052)	-23.68%
10031000-46220 - ELECTRICITY	66,094	66,625	531	0.80%
10031000-46230 - PROPANE	3,334	-	(3,334)	-100.00%
10031000-46261 - DIESEL	64,719	56,139	(8,580)	-13.26%
10031000-46262 - UNLEADED	8,496	8,573	77	0.91%
10031000-46400 - BOOKS & SUBSCRIPTIONS	4,500	5,620	1,120	24.89%
10031000-48200 - PASS-THROUGH	280,441	274,931	(5,510)	-1.96%
10031000-49125 - CAPITAL EQUIPMENT	-	7,358	7,358	100.00%
<b>TOTAL FIRE CONTROL</b>	<b>\$ 9,622,048</b>	<b>\$ 10,059,288</b>	<b>\$ 437,240</b>	<b>4.54%</b>

## COMMUNITY DEVELOPMENT SUMMARY

	2024 BUDGET	2025 BUDGET	DOLLAR CHANGE	% CHANGE
SALARIES	\$ 584,718	\$ 474,819	\$ (109,899)	-18.80%
1 COMMUNITY/ECONOMIC DEVELOPMENT DIRECTOR				
1 PRINCIPAL PLANNER				
1 ASSISTANT PLANNER I				
1 ZONE/CODE ENFORCEMENT OFFICER				
1 PLANNING & CODE ENFORCEMENT ASSISTANT				
BENEFITS	143,357	130,647	(12,710)	-8.87%
PROFESSIONAL AND TECHNICAL SERVICES	6,303	31,500	25,197	399.74%
INFRASTRUCTURE MAINTENANCE	331	492	161	48.74%
REPAIR & MAINTENANCE	4,776	11,022	6,246	130.79%
OTHER PURCHASED SERVICES	40,797	38,522	(2,275)	-5.58%
OPERATION SUPPLIES	14,521	7,329	(7,192)	-49.53%
UTILITIES	2,456	2,007	(449)	-18.28%
FUEL	300	1,543	1,243	414.33%
<b>TOTAL COMMUNITY DEVELOPMENT</b>	<u>\$ 797,559</u>	<u>\$ 697,882</u>	<u>\$ (99,677)</u>	<u>-12.50%</u>



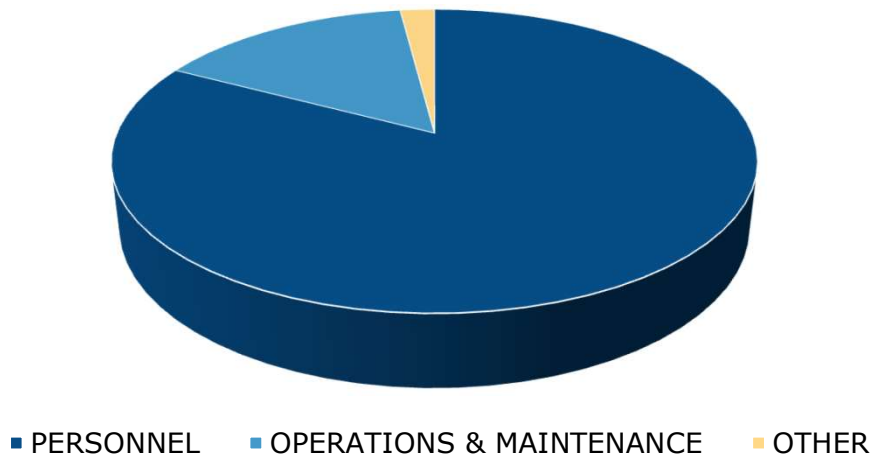


## COMMUNITY DEVELOPMENT

	2024 BUDGET	2025 BUDGET	DOLLAR CHANGE	% CHANGE
10035000-41100 - REGULAR EMPLOYEES	\$ 572,218	\$449,819	\$ (122,399)	-21.39%
10035000-41200 - TEMP & PART-TIME EMPLOYEES	12,500	25,000	12,500	100.00%
10035000-42100 - ER'S HEALTH INSURANCE	74,560	75,217	657	0.88%
10035000-42110 - ER'S LIFE INSURANCE	294	245	(49)	-16.67%
10035000-42200 - ER'S SOCIAL SECURITY	775	1,550	775	100.00%
10035000-42210 - ER'S MEDICARE	7,732	6,262	(1,470)	-19.01%
10035000-42310 - ER'S DEF CONTRIBUTION	5,548	5,659	111	2.00%
10035000-42320 - ER'S NDPERS	46,566	35,103	(11,463)	-24.62%
10035000-42500 - UNEMPLOYMENT COMP	970	970	-	0.00%
10035000-42600 - WORKERS' COMPENSATION INSUR	393	393	-	0.00%
10035000-42700 - ER'S ST DISABILITY INS	4,058	3,314	(744)	-18.33%
10035000-42900 - ER'S LT DISABILITY INS	2,461	1,934	(527)	-21.41%
10035000-43040 - CONSULTANTS	-	25,000	25,000	100.00%
10035000-43300 - OTHER PROFESSIONAL SERVICES	48	-	(48)	-100.00%
10035000-43900 - MEMBERSHIPS & ASSOCIATIONS	6,255	6,500	245	3.92%
10035000-44110 - WATER, SEWER, GARBAGE UTILITY	55	43	(12)	-21.82%
10035000-44325 - PEST CONTROL RPR & MTCE	21	-	(21)	-100.00%
10035000-44330 - VEHICLE & EQUIPMENT REPAIR	1,200	2,000	800	66.67%
10035000-44350 - IT MTCE & REPAIR AGREEMTS	3,500	8,979	5,479	156.55%
10035000-44400 - RENTALS	331	492	161	48.74%
10035000-45201 - GENERAL LIABILITY INSURANCE	2,706	2,496	(210)	-7.77%
10035000-45202 - BUILDING & CONTENTS INSUR	105	298	193	183.74%
10035000-45203 - AUTOMOTIVE INSURANCE	533	786	253	47.51%
10035000-45207 - CYBER SECURITY INSURANCE	799	541	(258)	-32.27%
10035000-45300 - TELEPHONE SERVICES	4,480	5,200	720	16.07%
10035000-45400 - ADVERTISING	4,600	4,500	(100)	-2.17%
10035000-45800 - TRAVEL COSTS	10,874	9,000	(1,874)	-17.23%
10035000-45900 - EDUCATION & TRAINING	11,000	9,800	(1,200)	-10.91%
10035000-45920 - WEARING APPAREL	400	500	100	25.00%
10035000-45950 - BANKING & CREDIT CARD FEES	350	288	(62)	-17.71%
10035000-45970 - POSTAGE/SHIPPING	4,950	5,113	163	3.29%
10035000-46101 - DPMT MATERIALS & SUPPLIES	5,600	3,500	(2,100)	-37.50%
10035000-46102 - FURNITURE & EQUIPMENT	7,250	2,650	(4,600)	-63.45%
10035000-46103 - COPIER & PRINTER SUPPLIES	971	379	(592)	-60.95%
10035000-46106 - EMPLOYEE AWARDS	-	100	100	100.00%
10035000-46210 - NATURAL GAS	665	611	(54)	-8.12%
10035000-46220 - ELECTRICITY	1,791	1,396	(395)	-22.05%
10035000-46262 - UNLEADED	300	1,543	1,243	414.33%
10035000-46400 - BOOKS & SUBSCRIPTIONS	700	700	-	0.00%
<b>TOTAL COMMUNITY DEVELOPMENT</b>	<b>\$ 797,559</b>	<b>\$697,882</b>	<b>\$ (99,677)</b>	<b>-12.50%</b>

## INSPECTION SUMMARY

	2024 BUDGET	2025 BUDGET	DOLLAR CHANGE	% CHANGE
SALARIES	\$ 800,496	\$ 860,742	\$ 60,246	7.53%
1 BUILDING OFFICIAL				
1 SENIOR BUILDING INSPECTOR II				
1 BUILDING INSPECTOR III				
1 BUILDING INSPECTOR II				
1 MECHANICAL INSPECTOR III				
1 PLUMBING INSPECTOR III				
1 RESIDENTIAL PLAN REVIEWER				
1 COMMERCIAL PLAN REVIEWER				
1 ADMINISTRATIVE CLERK, PRINCIPAL				
1 ADMINISTRATIVE CLERK				
BENEFITS	369,418	349,843	(19,575)	-5.30%
PROFESSIONAL AND TECHNICAL SERVICES	3,600	3,700	100	2.78%
INFRASTRUCTURE MAINTENANCE	331	492	161	48.74%
REPAIR & MAINTENANCE	130,041	119,310	(10,731)	-8.25%
OTHER PURCHASED SERVICES	51,599	53,809	2,210	4.28%
OPERATION SUPPLIES	17,863	33,279	15,416	86.30%
UTILITIES	4,186	4,186	-	0.00%
FUEL	10,211	8,679	(1,532)	-15.00%
TRANSFERS BETWEEN FUNDS	-	30,000	30,000	100.00%
<b>TOTAL INSPECTION</b>	<b>\$ 1,387,745</b>	<b>\$ 1,464,040</b>	<b>\$ 76,295</b>	<b>5.50%</b>

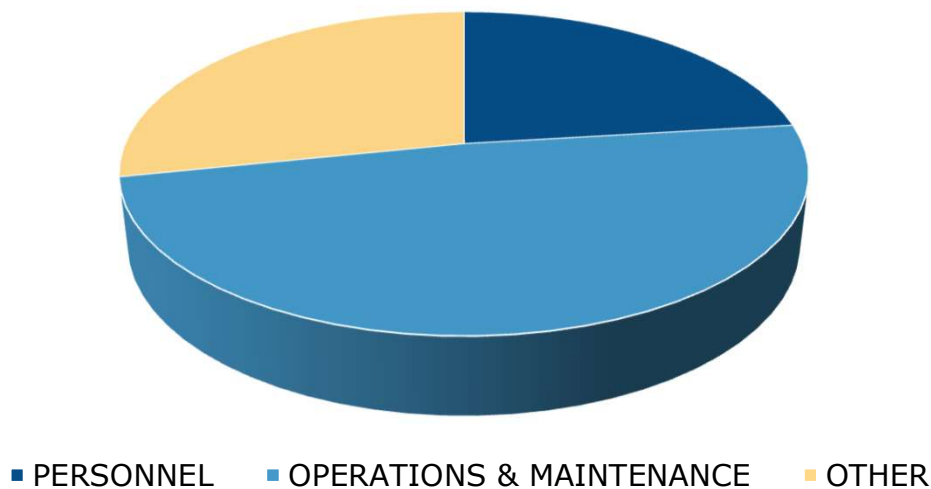


## INSPECTION LINE ITEMS

	2024 BUDGET	2025 BUDGET	DOLLAR CHANGE	% CHANGE
10036000-41100 - REGULAR EMPLOYEES	\$ 737,296	\$ 794,382	\$ 57,086	7.74%
10036000-41200 - TEMP & PART-TIME EMPLOYEES	63,200	66,360	3,160	5.00%
10036000-42100 - ER'S HEALTH INSURANCE	127,811	172,527	44,716	34.99%
10036000-42110 - ER'S LIFE INSURANCE	441	490	49	11.11%
10036000-42200 - ER'S SOCIAL SECURITY	3,918	4,114	196	5.00%
10036000-42210 - ER'S MEDICARE	10,263	11,101	838	8.17%
10036000-42300 - ER'S PENSION	178,892	93,964	(84,928)	-47.47%
10036000-42310 - ER'S DEF CONTRIBUTION	7,648	8,030	382	4.99%
10036000-42320 - ER'S NDPERS	31,207	49,290	18,083	57.95%
10036000-42600 - WORKERS' COMPENSATION INSUR	839	839	-	0.00%
10036000-42700 - ER'S ST DISABILITY INS	5,229	6,072	843	16.12%
10036000-42900 - ER'S LT DISABILITY INS	3,170	3,416	246	7.76%
10036000-43900 - MEMBERSHIPS & ASSOCIATIONS	3,600	3,700	100	2.78%
10036000-44325 - PEST CONTROL RPR & MTCE	50	-	(50)	-100.00%
10036000-44327 - SECURITY SYSTEM RPR & MTCE	21	-	(21)	-100.00%
10036000-44330 - VEHICLE & EQUIPMENT REPAIR	11,300	13,000	1,700	15.04%
10036000-44350 - IT MTCE & REPAIR AGREEMTS	670	8,450	7,780	1160.89%
10036000-44360 - NUISANCE ABATEMENT	118,000	97,860	(20,140)	-17.07%
10036000-44400 - RENTALS	331	492	161	48.74%
10036000-45201 - GENERAL LIABILITY INSURANCE	3,986	2,998	(988)	-24.79%
10036000-45202 - BUILDING & CONTENTS INSUR	310	621	311	100.45%
10036000-45203 - AUTOMOTIVE INSURANCE	3,710	2,980	(730)	-19.66%
10036000-45207 - CYBER SECURITY INSURANCE	1,197	813	(384)	-32.09%
10036000-45300 - TELEPHONE SERVICES	7,932	8,200	268	3.38%
10036000-45400 - ADVERTISING	2,000	-	(2,000)	-100.00%
10036000-45800 - TRAVEL COSTS	13,750	14,000	250	1.82%
10036000-45900 - EDUCATION & TRAINING	10,500	12,000	1,500	14.29%
10036000-45920 - WEARING APPAREL	1,800	2,000	200	11.11%
10036000-45950 - BANKING & CREDIT CARD FEES	1,228	5,544	4,316	351.47%
10036000-45951 - COLLECTION FEES	200	-	(200)	-100.00%
10036000-45970 - POSTAGE/SHIPPING	4,986	4,652	(334)	-6.70%
10036000-46101 - DPMT MATERIALS & SUPPLIES	6,500	7,200	700	10.77%
10036000-46102 - FURNITURE & EQUIPMENT	6,088	19,500	13,412	220.30%
10036000-46103 - COPIER & PRINTER SUPPLIES	3,275	3,379	104	3.16%
10036000-46210 - NATURAL GAS	1,275	1,275	-	0.00%
10036000-46220 - ELECTRICITY	2,911	2,911	-	0.00%
10036000-46262 - UNLEADED	10,211	8,679	(1,532)	-15.00%
10036000-46400 - BOOKS & SUBSCRIPTIONS	2,000	3,200	1,200	60.00%
10036000-49125 - CAPITAL EQUIPMENT	-	30,000	30,000	100.00%
<b>TOTAL INSPECTION</b>	<b>\$ 1,387,745</b>	<b>\$ 1,464,040</b>	<b>\$ 76,295</b>	<b>5.50%</b>

## TRAFFIC SUMMARY

	2024 BUDGET	2025 BUDGET	DOLLAR CHANGE	% CHANGE
SALARIES	\$ 475,076	\$ 499,091	\$ 24,015	5.05%
1 TRAFFIC ENGINEER				
1 TRAFFIC FOREMAN				
1 TRAFFIC MAINTENANCE TECHNICIAN III				
2 TRAFFIC MAINTENANCE TECHNICIANS II				
1 TRAFFIC MAINTENANCE WORKER				
BENEFITS	224,858	236,716	11,858	5.27%
PROFESSIONAL AND TECHNICAL SERVICES	21,690	11,633	(10,057)	-46.37%
INFRASTRUCTURE MAINTENANCE	510,000	585,000	75,000	14.71%
REPAIR & MAINTENANCE	64,504	77,186	12,682	19.66%
OTHER PURCHASED SERVICES	67,577	69,652	2,074	3.07%
OPERATION SUPPLIES	214,815	207,450	(7,365)	-3.43%
UTILITIES	640,339	586,643	(53,696)	-8.39%
FUEL	14,568	14,064	(504)	-3.46%
TRANSFERS BETWEEN FUNDS	1,222,000	901,500	(320,500)	-26.23%
<b>TOTAL TRAFFIC</b>	<b>\$ 3,455,427</b>	<b>\$ 3,188,935</b>	<b>\$ (266,493)</b>	<b>-7.71%</b>

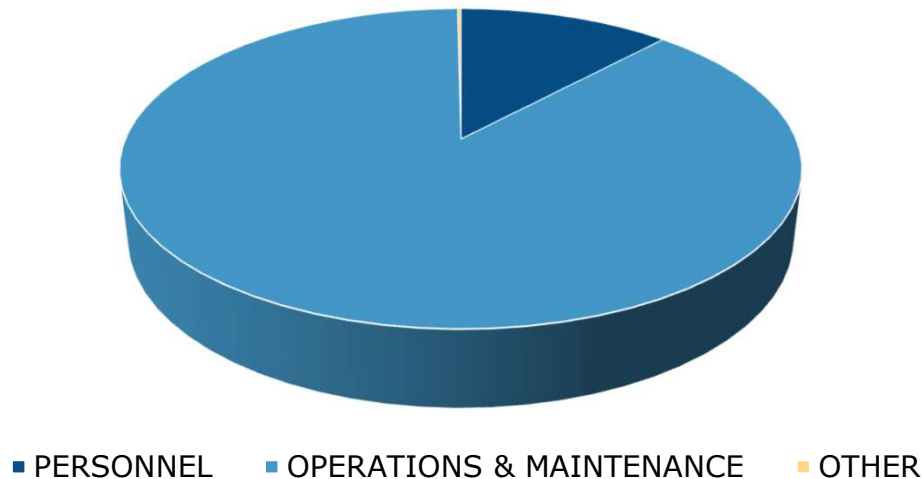


## TRAFFIC LINE ITEMS

	2024 BUDGET	2025 BUDGET	DOLLAR CHANGE	% CHANGE
10037000-41100 - REGULAR EMPLOYEES	\$ 438,596	\$ 460,787	\$ 22,191	5.06%
10037000-41200 - TEMP & PART-TIME EMPLOYEES	30,000	31,500	1,500	5.00%
10037000-41300 - OVERTIME	6,480	6,804	324	5.00%
10037000-42100 - ER'S HEALTH INSURANCE	89,864	95,925	6,061	6.74%
10037000-42110 - ER'S LIFE INSURANCE	294	294	-	0.00%
10037000-42200 - ER'S SOCIAL SECURITY	1,860	1,953	93	5.00%
10037000-42210 - ER'S MEDICARE	6,075	6,341	266	4.38%
10037000-42300 - ER'S PENSION	94,884	98,617	3,733	3.93%
10037000-42310 - ER'S DEF CONTRIBUTION	13,940	14,602	662	4.75%
10037000-42320 - ER'S NDPERS	9,514	10,051	537	5.64%
10037000-42600 - WORKERS' COMPENSATION INSUR	3,430	3,430	-	0.00%
10037000-42700 - ER'S ST DISABILITY INS	3,111	3,522	411	13.21%
10037000-42900 - ER'S LT DISABILITY INS	1,886	1,981	95	5.04%
10037000-43050 - ENGINEERS	20,000	10,000	(10,000)	100.00%
10037000-43200 - PROFESSIONAL TESTING	-	88	88	100.00%
10037000-43900 - MEMBERSHIPS & ASSOCIATIONS	1,690	1,545	(145)	-8.58%
10037000-44110 - WATER, SEWER, GARBAGE UTILITY	425	591	166	39.06%
10037000-44250 - ONE-CALL SERVICES	3,500	3,500	-	0.00%
10037000-44320 - STRUCTURE RPR & MTCE	5,000	5,000	-	0.00%
10037000-44330 - VEHICLE & EQUIPMENT REPAIR	9,000	9,500	500	5.56%
10037000-44350 - IT MTCE & REPAIR AGREEMTS	28,579	38,595	10,016	35.05%
10037000-44370 - SIGNS & MARKERS	18,000	20,000	2,000	100.00%
10037000-44504 - STREETS ALLEYS & ROAD MTCE	230,000	300,000	70,000	100.00%
10037000-44505 - SIGNALS & LIGHTING	280,000	285,000	5,000	1.79%
10037000-45201 - GENERAL LIABILITY INSURANCE	7,593	5,378	(2,215)	-29.17%
10037000-45202 - BUILDING & CONTENTS INSUR	682	6,298	5,616	823.51%
10037000-45203 - AUTOMOTIVE INSURANCE	6,344	4,358	(1,986)	-31.30%
10037000-45207 - CYBER SECURITY INSURANCE	799	541	(258)	-32.27%
10037000-45300 - TELEPHONE SERVICES	28,169	28,169	(0)	0.00%
10037000-45800 - TRAVEL COSTS	13,960	15,220	1,260	9.03%
10037000-45900 - EDUCATION & TRAINING	5,500	5,915	415	7.55%
10037000-45920 - WEARING APPAREL	1,200	600	(600)	-50.00%
10037000-45950 - BANKING & CREDIT CARD FEES	45	40	(5)	-11.11%
10037000-45951 - COLLECTION FEES	1,000	1,000	-	100.00%
10037000-45970 - POSTAGE/SHIPPING	2,285	2,132	(153)	-6.70%
10037000-46101 - DPMT MATERIALS & SUPPLIES	4,460	6,500	2,040	45.74%
10037000-46102 - FURNITURE & EQUIPMENT	3,600	13,100	9,500	263.89%
10037000-46103 - COPIER & PRINTER SUPPLIES	720	350	(370)	-51.39%
10037000-46111 - THINNER PAINT & MARKINGS	535	-	(535)	-100.00%
10037000-46117 - SIGNS & MARKERS	55,000	87,000	32,000	58.18%
10037000-46120 - SIGNALS & LIGHTING	150,000	100,000	(50,000)	100.00%
10037000-46210 - NATURAL GAS	2,724	2,724	-	0.00%
10037000-46220 - ELECTRICITY	637,589	583,919	(53,670)	-8.42%
10037000-46230 - PROPANE	26	-	(26)	-100.00%
10037000-46261 - DIESEL	2,360	1,927	(433)	-18.35%
10037000-46262 - UNLEADED	12,208	12,137	(71)	-0.58%
10037000-46400 - BOOKS & SUBSCRIPTIONS	500	500	-	0.00%
10037000-49124 - CAPITAL INFRASTRUCTURE	350,000	86,500	(263,500)	-75.29%
10037000-49125 - CAPITAL EQUIPMENT	872,000	815,000	(57,000)	100.00%
<b>TOTAL TRAFFIC</b>	<b>\$ 3,455,427</b>	<b>\$ 3,188,935</b>	<b>\$ (266,493)</b>	<b>-7.71%</b>

## ENGINEERING SUMMARY

	2024 BUDGET	2025 BUDGET	DOLLAR CHANGE	% CHANGE
SALARIES	\$ 1,134,355	\$ 1,168,780	\$ 34,425	3.03%
1 CITY ENGINEER				
1 ASSISTANT CITY ENGINEER				
1 PROJECT MANAGER FIELD/DESIGN				
4 PROJECT CIVIL ENGINEERS I				
1 GIS COORDINATOR				
2 ENGINEERING TECHNICIANS I				
1 CAD TECHNICIAN				
1 GIS TECHNICIAN				
1 OFFICE & ADMINISTRATIVE SPECIALIST, SENIOR				
BENEFITS	501,503	513,493	11,990	2.39%
PROFESSIONAL AND TECHNICAL SERVICES	33,805	124,020	90,215	266.87%
INFRASTRUCTURE MAINTENANCE	8,945,547	12,040,984	3,095,437	34.60%
REPAIR & MAINTENANCE	74,842	77,885	3,042	4.07%
OTHER PURCHASED SERVICES	56,168	75,491	19,323	34.40%
OPERATION SUPPLIES	20,911	21,360	449	2.15%
UTILITIES	8,989	8,989	-	0.00%
FUEL	4,987	4,805	(182)	-3.65%
TRANSFERS BETWEEN FUNDS	1,005,000	27,000	(978,000)	-97.31%
<b>TOTAL ENGINEERING</b>	<b>\$ 11,786,107</b>	<b>\$ 14,062,807</b>	<b>\$2,276,700</b>	<b>19.32%</b>

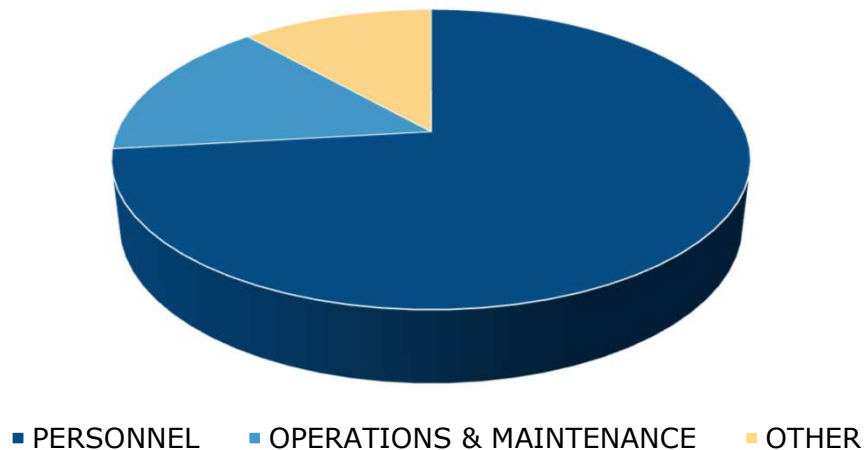


## ENGINEERING LINE ITEMS

	2024 BUDGET	2025 BUDGET	DOLLAR CHANGE	% CHANGE
10038000-41100 - REGULAR EMPLOYEES	\$ 1,103,835	\$ 1,135,292	\$ 31,457	2.85%
10038000-41200 - TEMP & PART-TIME EMPLOYEES	30,520	33,488	2,968	9.72%
10038000-42100 - ER'S HEALTH INSURANCE	202,371	204,188	1,817	0.90%
10038000-42110 - ER'S LIFE INSURANCE	637	637	-	0.00%
10038000-42200 - ER'S SOCIAL SECURITY	1,892	2,076	184	9.73%
10038000-42210 - ER'S MEDICARE	14,576	15,024	448	3.07%
10038000-42300 - ER'S PENSION	199,682	207,299	7,617	3.81%
10038000-42310 - ER'S DEF CONTRIBUTION	13,925	14,630	705	5.06%
10038000-42320 - ER'S NDPERS	54,604	55,157	553	1.01%
10038000-42500 - UNEMPLOYMENT COMP	353	267	(86)	-24.36%
10038000-42600 - WORKERS' COMPENSATION INSUR	889	889	-	0.00%
10038000-42700 - ER'S ST DISABILITY INS	7,828	8,444	616	7.87%
10038000-42900 - ER'S LT DISABILITY INS	4,746	4,882	136	2.87%
10038000-43040 - CONSULTANTS	30,000	120,000	90,000	300.00%
10038000-43200 - PROFESSIONAL TESTING	-	132	132	100.00%
10038000-43300 - OTHER PROFESSIONAL SERVICES	1,000	1,000	-	0.00%
10038000-43900 - MEMBERSHIPS & ASSOCIATIONS	2,805	2,888	83	2.96%
10038000-44320 - STRUCTURE RPR & MTCE	2,800	2,500	(300)	-10.71%
10038000-44325 - PEST CONTROL RPR & MTCE	100	-	(100)	-100.00%
10038000-44327 - SECURITY SYSTEM RPR & MTCE	25	-	(25)	-100.00%
10038000-44330 - VEHICLE & EQUIPMENT REPAIR	7,900	2,500	(5,400)	-68.35%
10038000-44350 - IT MTCE & REPAIR AGREEMTS	64,017	72,885	8,867	13.85%
10038000-44400 - RENTALS	662	984	322	48.74%
10038000-44506 - SIDEWALKS CURB & GUTTERS	944,885	1,040,000	95,115	10.07%
10038000-44508 - STREET MAINTENANCE	8,000,000	11,000,000	3,000,000	37.50%
10038000-45201 - GENERAL LIABILITY INSURANCE	10,608	29,640	19,032	179.42%
10038000-45202 - BUILDING & CONTENTS INSUR	547	1,335	788	143.98%
10038000-45203 - AUTOMOTIVE INSURANCE	4,705	3,646	(1,059)	-22.51%
10038000-45204 - INLAND MARINE INSURANCE	227	877	650	286.44%
10038000-45207 - CYBER SECURITY INSURANCE	1,730	1,174	(556)	-32.16%
10038000-45300 - TELEPHONE SERVICES	6,567	7,602	1,035	15.76%
10038000-45400 - ADVERTISING	2,400	2,400	-	0.00%
10038000-45800 - TRAVEL COSTS	15,560	15,560	-	0.00%
10038000-45900 - EDUCATION & TRAINING	9,480	8,985	(495)	-5.22%
10038000-45950 - BANKING & CREDIT CARD FEES	1,000	1,152	152	15.20%
10038000-45970 - POSTAGE/SHIPPING	3,344	3,120	(224)	-6.70%
10038000-46101 - DPMT MATERIALS & SUPPLIES	3,000	3,000	-	0.00%
10038000-46102 - FURNITURE & EQUIPMENT	17,000	13,400	(3,600)	-21.18%
10038000-46103 - COPIER & PRINTER SUPPLIES	651	4,700	4,049	622.02%
10038000-46210 - NATURAL GAS	2,738	2,738	-	0.00%
10038000-46220 - ELECTRICITY	6,251	6,251	-	0.00%
10038000-46262 - UNLEADED	4,987	4,805	(182)	-3.65%
10038000-46400 - BOOKS & SUBSCRIPTIONS	260	260	-	0.00%
10038000-49124 - CAPITAL INFRASTRUCTURE	1,005,000	-	(1,005,000)	-100.00%
10038000-49125 - CAPITAL EQUIPMENT	-	27,000	27,000	100.00%
<b>TOTAL ENGINEERING</b>	<b>\$ 11,786,107</b>	<b>\$ 14,062,807</b>	<b>\$ 2,276,700</b>	<b>19.32%</b>

## SHOP SUMMARY

	2024 BUDGET	2025 BUDGET	DOLLAR CHANGE	% CHANGE
SALARIES	\$ 665,220	\$ 705,842	\$ 40,622	6.11%
1 FLEET MANAGER				
1 SHOP MAINTENANCE FOREMAN				
2 MECHANICS, SENIOR				
3 MECHANICS				
1 WELDER/FABRICATOR				
1 PARTS SPECIALIST				
1 LIGHT MECHANIC				
0.50 PARTS SPECIALIST/BUS DRIVER				
0.17 PUBLIC WORKS OPERATIONS DIRECTOR				
BENEFITS	354,658	309,869	(44,789)	-12.63%
PROFESSIONAL AND TECHNICAL SERVICES	1,320	1,496	176	13.33%
REPAIR & MAINTENANCE	78,780	95,508	16,728	21.23%
OTHER PURCHASED SERVICES	46,038	47,863	1,825	3.96%
OPERATION SUPPLIES	31,500	26,801	(4,700)	-14.92%
UTILITIES	41,785	39,022	(2,763)	-6.61%
FUEL	874	923	49	5.61%
OTHER	116,666	160,948	44,282	37.96%
TRANSFERS BETWEEN FUNDS	60,000	-	(60,000)	-100.00%
<b>TOTAL SHOP</b>	<b>\$ 1,396,841</b>	<b>\$ 1,388,272</b>	<b>\$ (8,569)</b>	<b>-0.61%</b>



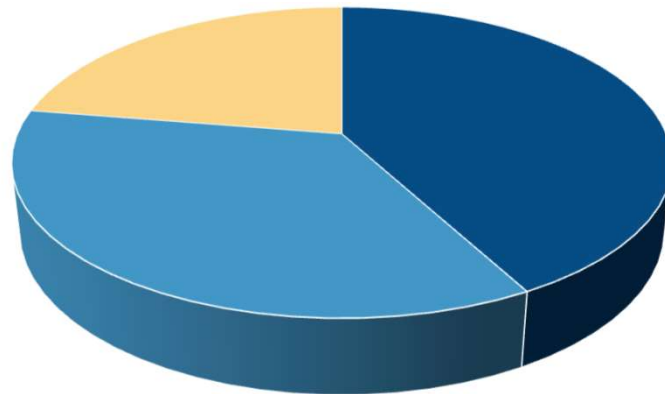


## SHOP LINE ITEMS

	2024 BUDGET	2025 BUDGET	DOLLAR CHANGE	% CHANGE
10039000-41100 - REGULAR EMPLOYEES	\$ 660,220	\$ 700,592	\$ 40,372	6.11%
10039000-41300 - OVERTIME	5,000	5,250	250	5.00%
10039000-42100 - ER'S HEALTH INSURANCE	159,677	186,583	26,906	16.85%
10039000-42110 - ER'S LIFE INSURANCE	518	523	5	0.97%
10039000-42210 - ER'S MEDICARE	8,424	9,033	609	7.23%
10039000-42300 - ER'S PENSION	132,237	45,612	(86,625)	-65.51%
10039000-42320 - ER'S NDPERS	40,281	53,764	13,483	33.47%
10039000-42500 - UNEMPLOYMENT COMP	132	132	-	0.00%
10039000-42600 - WORKERS' COMPENSATION INSUR	5,868	5,868	-	0.00%
10039000-42700 - ER'S ST DISABILITY INS	4,682	5,341	659	14.08%
10039000-42900 - ER'S LT DISABILITY INS	2,839	3,013	174	6.13%
10039000-43300 - OTHER PROFESSIONAL SERVICES	1,320	1,496	176	13.33%
10039000-44110 - WATER, SEWER, GARBAGE UTILITY	-	3,412	3,412	100.00%
10039000-44320 - STRUCTURE RPR & MTCE	67,500	70,000	2,500	3.70%
10039000-44330 - VEHICLE & EQUIPMENT REPAIR	6,000	7,000	1,000	16.67%
10039000-44350 - IT MTCE & REPAIR AGREEMTS	5,280	15,096	9,816	185.91%
10039000-45201 - GENERAL LIABILITY INSURANCE	3,909	2,664	(1,245)	-31.85%
10039000-45202 - BUILDING & CONTENTS INSUR	2,594	6,204	3,610	139.15%
10039000-45203 - AUTOMOTIVE INSURANCE	1,878	1,470	(408)	-21.72%
10039000-45204 - INLAND MARINE INSURANCE	772	608	(164)	-21.24%
10039000-45207 - CYBER SECURITY INSURANCE	1,330	954	(376)	-28.29%
10039000-45300 - TELEPHONE SERVICES	3,535	3,744	209	5.91%
10039000-45800 - TRAVEL COSTS	5,000	10,000	5,000	100.00%
10039000-45900 - EDUCATION & TRAINING	18,300	13,500	(4,800)	-26.23%
10039000-45920 - WEARING APPAREL	2,420	2,420	-	0.00%
10039000-45930 - TOOL ALLOWANCE	6,300	6,300	-	0.00%
10039000-46101 - DPMT MATERIALS & SUPPLIES	8,000	10,000	2,000	25.00%
10039000-46102 - FURNITURE & EQUIPMENT	18,500	11,801	(6,700)	-36.21%
10039000-46210 - NATURAL GAS	12,727	9,964	(2,763)	-21.71%
10039000-46220 - ELECTRICITY	29,058	29,058	-	0.00%
10039000-46261 - DIESEL	31	33	2	6.45%
10039000-46262 - UNLEADED	843	890	47	5.58%
10039000-46400 - BOOKS & SUBSCRIPTIONS	5,000	5,000	-	0.00%
10039000-48200 - PASS-THROUGH	116,666	160,948	44,282	37.96%
10039000-49125 - CAPITAL EQUIPMENT	60,000	-	(60,000)	-100.00%
<b>TOTAL SHOP</b>	<b>\$ 1,396,841</b>	<b>\$ 1,388,272</b>	<b>\$ (8,569)</b>	<b>-0.61%</b>

## STREET SUMMARY

	2024 BUDGET	2025 BUDGET	DOLLAR CHANGE	% CHANGE
SALARIES	\$ 2,060,977	\$ 2,011,088	\$ (49,889)	-2.42%
0.80 STREET SUPERINTENDENT				
2 STREET FOREMEN				
15 HEAVY EQUIPMENT OPERATORS				
3 MEDIUM EQUIPMENT OPERATORS				
9 LIGHT EQUIPMENT OPERATORS				
0.17 PUBLIC WORKS OPERATIONS DIRECTOR				
0.15 OFFICE & ADMINISTRATIVE SPECIALIST				
BENEFITS	1,166,160	1,032,281	(133,879)	-11.48%
PROFESSIONAL AND TECHNICAL SERVICES	2,040	2,200	160	7.84%
INFRASTRUCTURE MAINTENANCE	756,972	810,000	53,028	7.01%
REPAIR & MAINTENANCE	935,631	889,588	(46,043)	-4.92%
OTHER PURCHASED SERVICES	125,130	98,793	(26,336)	-21.05%
OPERATION SUPPLIES	465,000	455,051	(9,950)	-2.14%
UTILITIES	45,123	42,383	(2,740)	-6.07%
FUEL	283,559	265,943	(17,616)	-6.21%
TRANSFERS BETWEEN FUNDS	500,000	1,625,000	1,125,000	225.00%
<b>TOTAL STREET</b>	<b>\$ 6,340,592</b>	<b>\$ 7,232,327</b>	<b>\$ 891,735</b>	<b>14.06%</b>



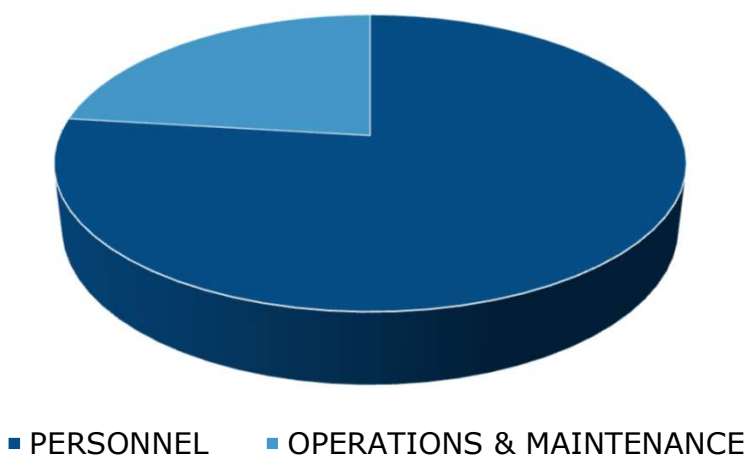
■ PERSONNEL
 ■ OPERATIONS & MAINTENANCE
 ■ OTHER

## STREET LINE ITEMS

	2024 BUDGET	2025 BUDGET	DOLLAR CHANGE	% CHANGE
10040000-41100 - REGULAR EMPLOYEES	\$ 1,829,868	\$ 1,768,424	\$ (61,444)	-3.36%
10040000-41200 - TEMP & PART-TIME EMPLOYEES	157,500	165,375	7,875	5.00%
10040000-41300 - OVERTIME	73,609	77,289	3,680	5.00%
10040000-42100 - ER'S HEALTH INSURANCE	510,576	449,597	(60,979)	-11.94%
10040000-42110 - ER'S LIFE INSURANCE	1,503	1,476	(27)	-1.80%
10040000-42200 - ER'S SOCIAL SECURITY	9,765	10,253	488	5.00%
10040000-42210 - ER'S MEDICARE	25,813	25,576	(237)	-0.92%
10040000-42300 - ER'S PENSION	484,576	403,253	(81,323)	-16.78%
10040000-42310 - ER'S DEF CONTRIBUTION	14,334	4,928	(9,406)	-65.62%
10040000-42320 - ER'S NDPERS	76,430	93,787	17,357	22.71%
10040000-42500 - UNEMPLOYMENT COMP	2,895	2,881	(14)	-0.48%
10040000-42600 - WORKERS' COMPENSATION INSUR	19,423	19,423	-	0.00%
10040000-42700 - ER'S ST DISABILITY INS	12,977	13,503	526	4.05%
10040000-42900 - ER'S LT DISABILITY INS	7,868	7,604	(264)	-3.36%
10040000-43300 - OTHER PROFESSIONAL SERVICES	1,440	1,600	160	11.11%
10040000-43900 - MEMBERSHIPS & ASSOCIATIONS	600	600	-	0.00%
10040000-44110 - WATER, SEWER, GARBAGE UTILITY	6,350	4,549	(1,801)	-28.36%
10040000-44220 - THIRD PARTY SNOW REMOVAL	250,000	250,000	-	0.00%
10040000-44240 - THIRD PARTY LAWN & GROUNDS	235,281	247,848	12,567	5.34%
10040000-44320 - STRUCTURE RPR & MTCE	45,000	40,000	(5,000)	-11.11%
10040000-44325 - PEST CONTROL RPR & MTCE	-	7,500	7,500	100.00%
10040000-44327 - SECURITY SYSTEM RPR & MTCE	-	600	600	100.00%
10040000-44330 - VEHICLE & EQUIPMENT REPAIR	390,000	315,000	(75,000)	-19.23%
10040000-44350 - IT MTCE & REPAIR AGREEMTS	9,000	24,091	15,091	167.68%
10040000-44400 - RENTALS	181,972	235,000	53,028	29.14%
10040000-44504 - STREETS ALLEYS & ROAD MTCE	575,000	575,000	-	0.00%
10040000-45201 - GENERAL LIABILITY INSURANCE	46,826	14,016	(32,810)	-70.07%
10040000-45202 - BUILDING & CONTENTS INSUR	3,473	8,888	5,415	155.93%
10040000-45203 - AUTOMOTIVE INSURANCE	21,129	23,517	2,388	11.30%
10040000-45204 - INLAND MARINE INSURANCE	11,375	11,029	(346)	-3.05%
10040000-45207 - CYBER SECURITY INSURANCE	3,725	2,770	(955)	-25.64%
10040000-45300 - TELEPHONE SERVICES	5,342	7,773	2,431	45.51%
10040000-45400 - ADVERTISING	3,000	5,000	2,000	66.67%
10040000-45800 - TRAVEL COSTS	13,000	9,000	(4,000)	-30.77%
10040000-45900 - EDUCATION & TRAINING	8,400	8,400	-	0.00%
10040000-45920 - WEARING APPAREL	8,400	8,400	-	0.00%
10040000-45970 - POSTAGE/SHIPPING	460	-	(460)	-100.00%
10040000-46101 - DPMT MATERIALS & SUPPLIES	165,000	129,000	(36,000)	-21.82%
10040000-46102 - FURNITURE & EQUIPMENT	5,000	5,451	451	9.01%
10040000-46103 - COPIER & PRINTER SUPPLIES	-	600	600	100.00%
10040000-46112 - CUTTING EDGES & BROOMS	85,000	85,000	-	0.00%
10040000-46117 - SIGNS & MARKERS	10,000	10,000	-	0.00%
10040000-46210 - NATURAL GAS	13,091	10,251	(2,840)	-21.69%
10040000-46220 - ELECTRICITY	31,732	31,732	-	0.00%
10040000-46230 - PROPANE	300	400	100	33.33%
10040000-46261 - DIESEL	252,482	235,076	(17,406)	-6.89%
10040000-46262 - UNLEADED	31,077	30,867	(210)	-0.68%
10040000-46300 - SAND & SALT	200,000	225,000	25,000	12.50%
10040000-49124 - CAPITAL INFRASTRUCTURE	500,000	1,625,000	1,125,000	225.00%
<b>TOTAL STREET</b>	<b>\$ 6,340,592</b>	<b>\$ 7,232,327</b>	<b>\$ 891,735</b>	<b>14.06%</b>

## PROPERTY MAINTENANCE SUMMARY

	2024 BUDGET	2025 BUDGET	DOLLAR CHANGE	% CHANGE
SALARIES	\$ 621,164	\$ 629,506	\$ 8,342	1.34%
1 PROPERTY MAINTENANCE SUPERINTENDENT				
1 BUILDING & GROUNDS FOREMAN				
3 BUILDING & GROUNDS WORKERS, SENIOR				
4 BUILDING & GROUNDS WORKERS				
0.17 PUBLIC WORKS OPERATIONS DIRECTOR				
0.02 OFFICE & ADMINISTRATIVE SPECIALIST				
BENEFITS	323,873	309,217	(14,656)	-4.53%
PROFESSIONAL AND TECHNICAL SERVICES	1,375	9,700	8,325	605.45%
INFRASTRUCTURE MAINTENANCE	788	300	(488)	-61.90%
REPAIR & MAINTENANCE	169,939	196,081	26,142	15.38%
OTHER PURCHASED SERVICES	30,936	19,258	(11,679)	-37.75%
OPERATION SUPPLIES	42,700	43,151	451	1.06%
UTILITIES	7,125	6,047	(1,078)	-15.13%
FUEL	5,344	7,157	1,813	33.93%
<b>TOTAL PROPERTY MAINTENANCE</b>	<b>\$ 1,203,243</b>	<b>\$ 1,220,417</b>	<b>\$ 17,173</b>	<b>1.43%</b>




# PROPERTY MAINTENANCE LINE ITEMS

	2024 BUDGET	2025 BUDGET	DOLLAR CHANGE	% CHANGE
10044000-41100 - REGULAR EMPLOYEES	\$ 574,226	\$ 580,221	\$ 5,995	1.04%
10044000-41200 - TEMP & PART-TIME EMPLOYEES	30,000	31,500	1,500	5.00%
10044000-41300 - OVERTIME	16,938	17,785	847	5.00%
10044000-42100 - ER'S HEALTH INSURANCE	123,572	136,748	13,176	10.66%
10044000-42110 - ER'S LIFE INSURANCE	448	450	2	0.45%
10044000-42200 - ER'S SOCIAL SECURITY	1,860	1,953	93	5.00%
10044000-42210 - ER'S MEDICARE	7,996	8,069	73	0.91%
10044000-42300 - ER'S PENSION	151,006	117,342	(33,664)	-22.29%
10044000-42310 - ER'S DEF CONTRIBUTION	4,690	5,051	361	7.70%
10044000-42320 - ER'S NDPERS	23,929	29,182	5,253	21.95%
10044000-42600 - WORKERS' COMPENSATION INSUR	3,506	3,506	-	0.00%
10044000-42700 - ER'S ST DISABILITY INS	4,397	4,421	24	0.55%
10044000-42900 - ER'S LT DISABILITY INS	2,469	2,495	26	1.05%
10044000-43040 - CONSULTANTS	1,200	9,500	8,300	691.67%
10044000-43900 - MEMBERSHIPS & ASSOCIATIONS	175	200	25	14.29%
10044000-44110 - WATER, SEWER, GARBAGE UTILITY	800	1,000	200	25.00%
10044000-44210 - THIRD PARTY DISPOSAL	300	300	-	0.00%
10044000-44320 - STRUCTURE RPR & MTCE	45,500	50,000	4,500	9.89%
10044000-44321 - PLUMBING SYSTEM RPR & MTCE	2,000	3,000	1,000	50.00%
10044000-44322 - HVAC RPR & MTCE	97,500	103,480	5,980	6.13%
10044000-44323 - ELECTRICAL RPR & MTCE	4,000	4,500	500	12.50%
10044000-44324 - ELEVATOR RPR & MTCE	4,500	17,410	12,910	286.89%
10044000-44325 - PEST CONTROL RPR & MTCE	400	700	300	75.00%
10044000-44326 - IRRIGATION/GROUNDS RPR & MTCE	300	300	-	0.00%
10044000-44327 - SECURITY SYSTEM RPR & MTCE	2,000	2,200	200	10.00%
10044000-44330 - VEHICLE & EQUIPMENT REPAIR	7,439	8,000	561	7.54%
10044000-44350 - IT MTCE & REPAIR AGREEMTS	5,200	5,191	(9)	-0.17%
10044000-44400 - RENTALS	788	300	(488)	-61.90%
10044000-45201 - GENERAL LIABILITY INSURANCE	4,239	2,905	(1,334)	-31.46%
10044000-45202 - BUILDING & CONTENTS INSUR	9,512	1,603	(7,909)	-83.15%
10044000-45203 - AUTOMOTIVE INSURANCE	4,382	3,106	(1,276)	-29.11%
10044000-45204 - INLAND MARINE INSURANCE	40	232	192	480.08%
10044000-45206 - STORAGE TANK LIABILITY	100	200	100	100.00%
10044000-45207 - CYBER SECURITY INSURANCE	1,330	825	(505)	-37.97%
10044000-45300 - TELEPHONE SERVICES	3,126	3,126	(0)	0.00%
10044000-45400 - ADVERTISING	47	100	53	110.97%
10044000-45800 - TRAVEL COSTS	2,000	2,000	-	0.00%
10044000-45900 - EDUCATION & TRAINING	4,000	4,000	-	0.00%
10044000-45920 - WEARING APPAREL	2,000	1,000	(1,000)	-50.00%
10044000-45970 - POSTAGE/SHIPPING	160	160	-	0.00%
10044000-46101 - DPMT MATERIALS & SUPPLIES	29,000	30,000	1,000	3.45%
10044000-46102 - FURNITURE & EQUIPMENT	8,000	8,451	451	5.63%
10044000-46103 - COPIER & PRINTER SUPPLIES	700	700	-	0.00%
10044000-46105 - CLEANING SUPPLIES	5,000	4,000	(1,000)	-20.00%
10044000-46210 - NATURAL GAS	4,374	3,246	(1,128)	-25.79%
10044000-46220 - ELECTRICITY	2,751	2,751	-	0.00%
10044000-46230 - PROPANE	-	50	50	100.00%
10044000-46261 - DIESEL	353	1,839	1,486	420.96%
10044000-46262 - UNLEADED	4,991	5,318	327	6.55%
<b>TOTAL PROPERTY MAINTENANCE</b>	<b>\$ 1,203,243</b>	<b>\$ 1,220,417</b>	<b>\$ 17,173</b>	<b>1.43%</b>



**This page left blank intentionally.**

---

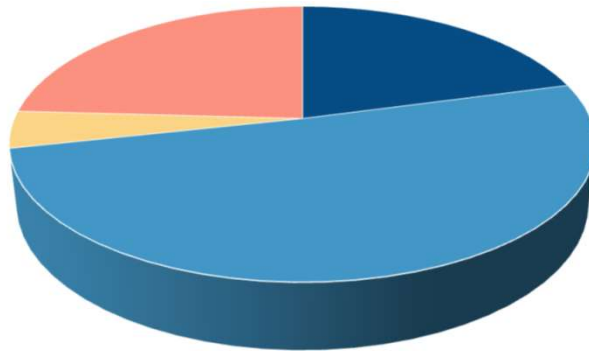


**AIRPORT - REVENUE DETAIL**

	2024 BUDGET	2025 BUDGET	DOLLAR CHANGE	% CHANGE
<b>FEDERAL REVENUES</b>				
11000000- 33100 - FEDERAL OPERATING REVENUES	\$ 1,513,932	\$ 237,500	\$ (1,276,432)	-84.31%
11000000- 33200 - FEDERAL CAPITAL REVENUES	6,245,100	1,765,000	(4,480,100)	-71.74%
TOTAL FEDERAL REVENUES	7,759,032	2,002,500	(5,756,532)	-74.19%
<b>STATE REVENUES</b>				
11000000- 33400 - STATE OPERATING REVENUES	128,864	140,750	11,886	9.22%
11000000- 33500 - STATE CAPITAL REVENUES	547,035	410,000	(137,035)	-25.05%
TOTAL STATE REVENUES	675,899	550,750	(125,149)	-18.52%
<b>CITY REVENUES</b>				
11000000- 34500 - AIRLINE REVENUE	2,073,628	2,647,413	573,785	27.67%
11000000- 34510 - NON-AIRLINE REVENUE	2,702,465	3,008,345	305,880	11.32%
11000000- 36110 - INTEREST REVENUES	-	383,935	383,935	100.00%
11000000- 36904 - PAYROLL FORFEITURES	3,000	3,000	-	0.00%
11000000- 36912 - FINANCE CHARGES	4,000	15,000	11,000	275.00%
11000000- 36913 - MISCELLANEOUS	3,000	3,000	-	0.00%
11000000- 36918 - PASSENGER FACILITY CHARGE	696,570	630,000	(66,570)	-9.56%
11000000- 36919 - CUSTOMER FACILITY CHARGE	300,000	300,000	-	0.00%
TOTAL CITY REVENUES	5,782,663	6,990,693	1,208,030	20.89%
<b>TRANSFERS BETWEEN FUNDS</b>				
11000000- 39114 - SALES TAX IMPROVEMENTS	150,000	-	(150,000)	-100.00%
TOTAL TRANSFERS BETWEEN FUNDS	150,000	-	(150,000)	-100.00%
RESOURCES AVAILABLE	14,367,594	9,543,943	(4,823,651)	-33.57%
CASH RESERVES	(150,000)	-	150,000	-100.00%
CASH RESERVES (CUSTOMER FACILITY CHARGE - AIRCFC)	(300,000)	(200,000)	100,000	-33.33%
11000000- 31100 - GENERAL PROPERTY TAXES	700,700	500,792	(199,908)	-28.53%
TOTAL BUDGETED REVENUE	\$ 14,618,294	\$ 9,844,735	\$ (4,773,559)	-32.65%
MILL LEVY	2.95	2.02	(0.93)	-31.42%

## AIRPORT SUMMARY

	2024 BUDGET	2025 BUDGET	DOLLAR CHANGE	% CHANGE
SALARIES	\$ 1,458,428	\$ 1,538,829	\$ 80,401	5.51%
1 AIRPORT DIRECTOR				
1 AIRPORT OPERATIONS & MAINTENANCE MANAGER				
1 AIRPORT BUSINESS & DEVELOPMENT MANAGER				
1 AIRPORT OPERATIONS FOREMAN				
1 AIRPORT FACILITY FOREMAN				
1 AIRPORT FACILITY TECHNICIAN, LEAD				
1 AIRPORT OPERATIONS TECHNICIAN, LEAD				
5 AIRPORT OPERATIONS TECHNICIANS II				
4 AIRPORT OPERATIONS TECHNICIANS I				
3 AIRPORT FACILITY TECHNICIANS II				
2 AIRPORT FACILITY TECHNICIANS I				
1 AIRPORT SAFETY SECURITY SPECIALIST				
1 OFFICE & ADMINISTRATIVE SPECIALIST, SENIOR				
BENEFITS	501,870	508,696	6,826	1.36%
PROFESSIONAL AND TECHNICAL SERVICES	434,823	413,111	(21,712)	-4.99%
INFRASTRUCTURE MAINTENANCE	95,162	40,500	(54,662)	-57.44%
REPAIR & MAINTENANCE	959,130	1,113,386	154,256	16.08%
AIRSIDE MAINTENANCE	551,100	535,550	(15,550)	-2.82%
OTHER PURCHASED SERVICES	194,913	220,033	25,120	12.89%
OPERATION SUPPLIES	127,115	93,551	(33,564)	-26.40%
UTILITIES	538,499	465,500	(72,999)	-13.56%
DEBT RETIREMENT	2,054,026	2,049,526	(4,500)	-0.22%
OTHER	349,370	427,211	77,841	22.28%
CAPITAL PURCHASES	7,282,000	2,374,000	(4,908,000)	-67.40%
<b>TOTAL AIRPORT</b>	<b>\$ 14,618,294</b>	<b>\$ 9,844,735</b>	<b>\$ (4,773,559)</b>	<b>-32.65%</b>



■ PERSONNEL ■ OPERATIONS & MAINTENANCE ■ OTHER ■ CAPITAL PURCHASES



**AIRPORT LINE ITEMS**

	2024 BUDGET	2025 BUDGET	DOLLAR CHANGE	% CHANGE
11050000-41100 - REGULAR EMPLOYEES	\$ 1,395,570	\$ 1,472,828	\$ 77,258	5.54%
11050000-41200 - TEMP & PART-TIME EMPLOYEES	46,858	49,201	2,343	100.00%
11050000-41300 - OVERTIME	16,000	16,800	800	100.00%
11050000-42100 - ER'S HEALTH INSURANCE	328,030	323,308	(4,722)	-1.44%
11050000-42110 - ER'S LIFE INSURANCE	1,127	1,127	-	0.00%
11050000-42200 - ER'S SOCIAL SECURITY	2,905	3,050	145	100.00%
11050000-42210 - ER'S MEDICARE	18,780	19,967	1,187	6.32%
11050000-42310 - ER'S DEF CONTRIBUTION	38,630	36,966	(1,664)	-4.31%
11050000-42320 - ER'S NDPERS	84,515	93,596	9,081	10.74%
11050000-42500 - UNEMPLOYMENT COMP	616	1,963	1,347	218.67%
11050000-42600 - WORKERS' COMPENSATION INSUR	11,369	11,369	-	0.00%
11050000-42700 - ER'S ST DISABILITY INS	9,897	11,017	1,120	11.32%
11050000-42900 - ER'S LT DISABILITY INS	6,001	6,333	332	5.53%
11050000-43040 - CONSULTANTS	399,500	379,500	(20,000)	-5.01%
11050000-43050 - ENGINEERS	15,000	15,000	-	0.00%
11050000-43200 - PROFESSIONAL TESTING	650	938	288	44.31%
11050000-43300 - OTHER PROFESSIONAL SERVICES	14,088	14,088	-	0.00%
11050000-43900 - MEMBERSHIPS & ASSOCIATIONS	5,585	3,585	(2,000)	-35.81%
11050000-44110 - WATER, SEWER, GARBAGE UTILITY	19,000	20,302	1,302	6.85%
11050000-44200 - CLEANING AND RESTORATION	3,000	3,500	500	16.67%
11050000-44220 - THIRD PARTY SNOW REMOVAL	60,000	60,000	-	0.00%
11050000-44260 - ARFF AIRPORT EXPENSES	311,317	333,109	21,792	7.00%
11050000-44320 - STRUCTURE RPR & MTCE	165,801	216,241	50,440	30.42%
11050000-44321 - PLUMBING SYSTEM RPR & MTCE	1,500	1,500	-	0.00%
11050000-44322 - HVAC RPR & MTCE	86,900	213,700	126,800	145.91%
11050000-44323 - ELECTRICAL RPR & MTCE	7,500	7,500	-	0.00%
11050000-44324 - ELEVATOR RPR & MTCE	27,000	28,500	1,500	5.56%
11050000-44325 - PEST CONTROL RPR & MTCE	5,011	5,349	338	6.75%
11050000-44326 - IRRIGATION/GROUNDS RPR & MTCE	500	500	-	0.00%
11050000-44327 - SECURITY SYSTEM RPR & MTCE	70,681	39,265	(31,416)	-44.45%
11050000-44330 - VEHICLE & EQUIPMENT REPAIR	77,500	93,057	15,557	20.07%
11050000-44350 - IT MTCE & REPAIR AGREEMTS	123,420	90,863	(32,557)	-26.38%
11050000-44381 - AIRSIDE WILDLIFE MGMT	1,000	2,000	1,000	100.00%
11050000-44382 - AIRSIDE RUNWAY MTCE	333,000	347,000	14,000	4.20%
11050000-44383 - AIRSIDE ELECTRICAL MTCE	21,850	10,000	(11,850)	-54.23%
11050000-44384 - AIRSIDE CHEMICALS, SEED, TESTS	43,250	41,250	(2,000)	-4.62%
11050000-44385 - AIRSIDE GRASS SEED	200	200	-	100.00%
11050000-44386 - AIRSIDE WATER TEST	1,000	1,300	300	100.00%
11050000-44387 - AIRSIDE FUEL FARM	10,000	30,000	20,000	200.00%
11050000-44388 - AIRSIDE SHOP MATERIALS	62,000	39,000	(23,000)	-37.10%
11050000-44389 - AIRSIDE JET BRIDGE	78,800	64,800	(14,000)	-17.77%
11050000-44400 - RENTALS	2,162	1,500	(662)	-30.61%
11050000-44504 - STREETS ALLEYS & ROAD MTCE	93,000	39,000	(54,000)	-58.06%
11050000-45201 - GENERAL LIABILITY INSURANCE	15,211	15,068	(144)	-0.94%
11050000-45202 - BUILDING & CONTENTS INSUR	34,849	75,801	40,952	117.51%
11050000-45203 - AUTOMOTIVE INSURANCE	7,862	6,613	(1,249)	-15.88%
11050000-45204 - INLAND MARINE INSURANCE	7,000	6,668	(332)	-4.74%
11050000-45206 - STORAGE TANK LIABILITY	535	788	253	100.00%
11050000-45207 - CYBER SECURITY INSURANCE	2,927	2,076	(851)	-200.00%
11050000-45300 - TELEPHONE SERVICES	16,990	16,990	-	0.00%
11050000-45400 - ADVERTISING	51,879	29,879	(22,000)	-42.41%
11050000-45800 - TRAVEL COSTS	28,640	29,788	1,148	4.01%
11050000-45900 - EDUCATION & TRAINING	20,570	27,456	6,886	33.48%
11050000-45920 - WEARING APPAREL	7,750	7,750	-	0.00%
11050000-45950 - BANKING & CREDIT CARD FEES	300	756	456	152.00%
11050000-45951 - COLLECTION FEES	200	200	-	0.00%
11050000-45970 - POSTAGE/SHIPPING	200	200	-	0.00%
11050000-46101 - DPMT MATERIALS & SUPPLIES	17,200	17,200	-	0.00%
11050000-46102 - FURNITURE & EQUIPMENT	63,895	18,650	(45,245)	-70.81%
11050000-46103 - COPIER & PRINTER SUPPLIES	1,352	2,682	1,330	98.40%
11050000-46105 - CLEANING SUPPLIES	6,000	6,000	-	0.00%
11050000-46107 - FOAM & CHEMICALS	1,000	1,000	-	0.00%
11050000-46115 - FLEET LABOR	10,000	16,000	6,000	60.00%
11050000-46117 - SIGNS & MARKERS	10,000	13,000	3,000	30.00%
11050000-46210 - NATURAL GAS	129,190	100,000	(29,190)	-22.59%
11050000-46220 - ELECTRICITY	408,809	365,000	(43,809)	-10.72%
11050000-46230 - PROPANE	500	500	-	0.00%
11050000-46261 - DIESEL	57,859	51,531	(6,328)	-10.94%
11050000-46262 - UNLEADED	14,000	13,311	(689)	-4.92%
11050000-46400 - BOOKS & SUBSCRIPTIONS	17,668	19,019	1,351	7.65%

**AIRPORT LINE ITEMS**

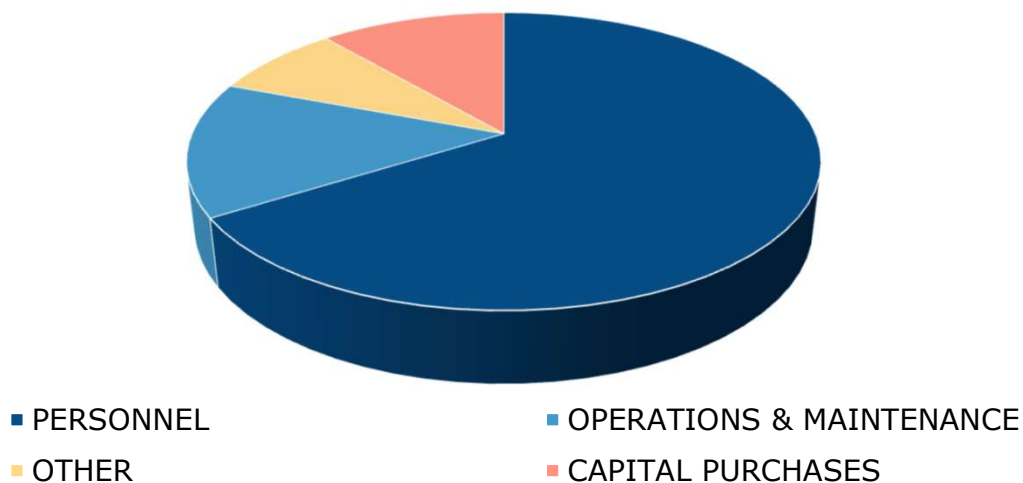
		2024 BUDGET	2025 BUDGET	DOLLAR CHANGE	% CHANGE
11050000-47100 - PRINCIPAL ON DEBT		\$ 1,625,000	\$ 1,645,000	\$ 20,000	1.23%
11050000-47206 - INTEREST OTHER DEBT		429,026	404,526	(24,500)	-5.71%
11050000-48300 - GF REIMBURSEMENT		349,370	427,211	77,841	22.28%
11050000-57200 - INFRASTRUCTURE		7,089,000	2,125,000	(4,964,000)	-70.02%
FUEL FARM OIL/WATER SEPARATOR	75,000				
RUNWAY 8/26 REHABILITATION/TAXIWAYS	900,000				
SOUTHSIDE INFRASTRUCTURE	50,000				
GA ACCESS ROAD REHAB AND RECONSTRUCTION PHASE I	600,000				
TERMINAL ROADWAY IMPROVEMENTS PHASE I	400,000				
TERMINAL ROADWAY IMPROVEMENTS PHASE I (CFC ELIGIBLE)	100,000				
11050000-57500 - EQUIPMENT		193,000	249,000	56,000	29.02%
TRACTOR W/ SNOWBLOWER ATTACHMENT	170,000				
UTILITY WORK MACHINE	69,000				
NEW VERICOM	5,000				
LANDSIDE MOWER	5,000				
<b>TOTAL AIRPORT</b>		<u>\$ 14,618,294</u>	<u>\$ 9,844,735</u>	<u>\$ (4,773,559)</u>	<u>-32.65%</u>

**CEMETERY - REVENUE DETAIL**

	2024 BUDGET	2025 BUDGET	DOLLAR CHANGE	% CHANGE
<b>CITY REVENUES</b>				
12000000- 34100 - CHARGES FOR SERVICES	\$ 340,540	\$ 364,775	\$ 24,235	7.12%
12000000- 36110 - INTEREST REVENUES	-	17,723	17,723	100.00%
12000000- 36200 - RENTS AND ROYALTIES	600	600	-	0.00%
12000000- 36400 - CONTRIBUTIONS AND DONATIONS	100	-	(100)	-100.00%
12000000- 36904 - PAYROLL FORFEITURES	565	-	(565)	-100.00%
12000000- 36913 - MISCELLANEOUS	3,430	3,430	-	0.00%
TOTAL CITY REVENUES	345,235	386,528	41,293	11.96%
<b>TRANSFERS BETWEEN FUNDS</b>				
12000000- 39114 - SALES TAX IMPROVEMENTS	56,250	34,250	(22,000)	-39.11%
TOTAL TRANSFERS BETWEEN FUNDS	56,250	34,250	(22,000)	-39.11%
RESOURCES AVAILABLE	401,485	420,778	19,293	4.81%
CASH RESERVES	150,000	48,750	(101,250)	-67.50%
12000000- 31100 - GENERAL PROPERTY TAXES	125,243	265,352	140,109	111.87%
TOTAL BUDGETED REVENUE	\$ 676,728	\$ 734,880	\$ 58,152	8.59%
MILL LEVY	0.53	1.07	0.54	103.29%

## CEMETERY SUMMARY

	2024 BUDGET	2025 BUDGET	DOLLAR CHANGE	% CHANGE
SALARIES	\$ 337,468	\$ 339,644	\$ 2,176	0.64%
1 CEMETERY SUPERINTENDENT				
2 MEDIUM EQUIPMENT OPERATORS				
1 OFFICE & ADMINISTRATIVE SPECIALIST, SENIOR				
0.16 PUBLIC WORKS OPERATIONS DIRECTOR				
0.03 OFFICE & ADMINISTRATIVE SPECIALIST				
BENEFITS	148,749	146,219	(2,530)	-1.70%
PROFESSIONAL AND TECHNICAL SERVICES	270	370	100	37.04%
REPAIR & MAINTENANCE	30,460	61,564	31,104	102.11%
OTHER PURCHASED SERVICES	11,959	14,097	2,138	17.88%
OPERATION SUPPLIES	18,600	21,124	2,524	13.57%
UTILITIES	5,585	5,585	-	0.00%
FUEL	7,000	4,890	(2,110)	-30.14%
OTHER	58,387	58,387	-	0.00%
CAPITAL PURCHASES	58,250	83,000	24,750	42.49%
<b>TOTAL CEMETERY</b>	<b>\$ 676,728</b>	<b>\$ 734,880</b>	<b>\$ 58,152</b>	<b>8.59%</b>




**CEMETERY LINE ITEMS**

		2024 BUDGET	2025 BUDGET	DOLLAR CHANGE	% CHANGE
12054000-41100 - REGULAR EMPLOYEES		\$ 295,668	\$ 295,754	\$ 86	0.03%
12054000-41200 - TEMP & PART-TIME EMPLOYEES		37,800	39,690	1,890	5.00%
12054000-41300 - OVERTIME		4,000	4,200	200	5.00%
12054000-42100 - ER'S HEALTH INSURANCE		62,684	62,485	(199)	-0.32%
12054000-42110 - ER'S LIFE INSURANCE		209	205	(4)	-1.91%
12054000-42200 - ER'S SOCIAL SECURITY		2,344	2,461	117	4.99%
12054000-42210 - ER'S MEDICARE		4,386	4,422	36	0.82%
12054000-42300 - ER'S PENSION		56,160	53,130	(3,030)	-5.40%
12054000-42320 - ER'S NDPERS		18,522	18,920	398	2.15%
12054000-42500 - UNEMPLOYMENT COMP		5	5	-	0.00%
12054000-42600 - WORKERS' COMPENSATION INSUR		1,071	1,071	-	0.00%
12054000-42700 - ER'S ST DISABILITY INS		2,097	2,248	151	7.20%
12054000-42900 - ER'S LT DISABILITY INS		1,271	1,272	1	0.08%
12054000-43200 - PROFESSIONAL TESTING		70	370	300	428.57%
12054000-43900 - MEMBERSHIPS & ASSOCIATIONS		200	-	(200)	-100.00%
12054000-44110 - WATER, SEWER, GARBAGE UTILITY		1,200	3,168	1,968	164.00%
12054000-44320 - STRUCTURE RPR & MTCE		20,200	8,000	(12,200)	-60.40%
12054000-44321 - PLUMBING SYSTEM RPR & MTCE		500	500	-	0.00%
12054000-44327 - SECURITY SYSTEM RPR & MTCE		660	660	-	0.00%
12054000-44330 - VEHICLE & EQUIPMENT REPAIR		7,500	7,500	-	0.00%
12054000-44350 - IT MTCE & REPAIR AGREEMTS		400	41,736	41,336	#####
12054000-45201 - GENERAL LIABILITY INSURANCE		1,832	1,442	(390)	-21.31%
12054000-45202 - BUILDING & CONTENTS INSUR		915	1,975	1,060	115.85%
12054000-45203 - AUTOMOTIVE INSURANCE		824	696	(128)	-15.55%
12054000-45204 - INLAND MARINE INSURANCE		458	454	(4)	-0.85%
12054000-45207 - CYBER SECURITY INSURANCE		532	295	(237)	-44.59%
12054000-45300 - TELEPHONE SERVICES		2,018	4,131	2,113	104.70%
12054000-45400 - ADVERTISING		270	270	-	0.00%
12054000-45800 - TRAVEL COSTS		1,500	1,200	(300)	-20.00%
12054000-45900 - EDUCATION & TRAINING		2,500	2,500	-	0.00%
12054000-45920 - WEARING APPAREL		750	650	(100)	-13.33%
12054000-45950 - BANKING & CREDIT CARD FEES		200	336	136	68.00%
12054000-45970 - POSTAGE/SHIPPING		160	149	(11)	-6.88%
12054000-46101 - DPMT MATERIALS & SUPPLIES		8,500	8,500	-	0.00%
12054000-46102 - FURNITURE & EQUIPMENT		4,000	7,624	3,624	90.60%
12054000-46103 - COPIER & PRINTER SUPPLIES		3,000	2,500	(500)	-16.67%
12054000-46105 - CLEANING SUPPLIES		500	-	(500)	-100.00%
12054000-46115 - FLEET LABOR		2,500	2,500	-	0.00%
12054000-46210 - NATURAL GAS		2,052	2,052	-	0.00%
12054000-46220 - ELECTRICITY		3,533	3,533	-	0.00%
12054000-46261 - DIESEL		2,262	2,011	(251)	-11.10%
12054000-46262 - UNLEADED		4,738	2,879	(1,859)	-39.24%
12054000-46400 - BOOKS & SUBSCRIPTIONS		100	-	(100)	-100.00%
12054000-48300 - GF REIMBURSEMENT		58,387	58,387	-	0.00%
12054000-57200 - INFRASTRUCTURE		16,250	65,000	48,750	300.00%
COLUMBARIUM WITH CONCRETE PAD (YEAR 4 OF 4)	65,000				
12054000-57500 - EQUIPMENT		42,000	18,000	(24,000)	-57.14%
BACKHOE TRACTOR (YEAR 3 OF 6)	18,000				
		<u>\$ 676,728</u>	<u>\$ 734,880</u>	<u>\$ 58,152</u>	<u>8.59%</u>
<b>TOTAL CEMETERY</b>					



**This page left blank intentionally.**

---

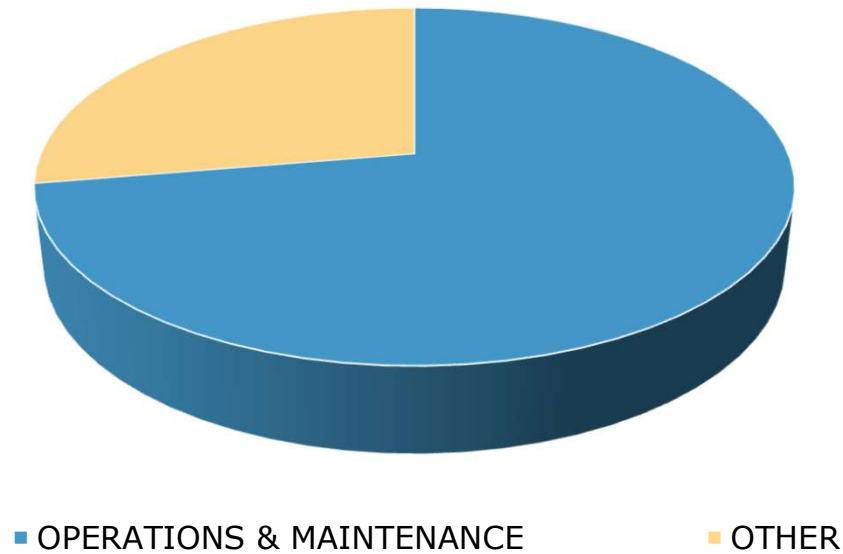


**PARKING AUTHORITY - REVENUE DETAIL**

	<u>2024 BUDGET</u>	<u>2025 BUDGET</u>	<u>DOLLAR CHANGE</u>	<u>% CHANGE</u>
<b>CITY REVENUES</b>				
12500000-36110 - INTEREST REVENUES	\$ -	\$ 17,203	\$ 17,203	100.00%
12500000-36200 - RENTS AND ROYALTIES	57,033	55,235	(1,798)	-3.15%
TOTAL CITY REVENUES	<u>57,033</u>	<u>72,438</u>	<u>15,405</u>	<u>27.01%</u>
RESOURCES AVAILABLE	57,033	72,438	15,405	27.01%
CASH RESERVES	<u>(23,495)</u>	<u>(35,858)</u>	<u>(12,364)</u>	<u>52.62%</u>
TOTAL BUDGETED REVENUE	<u>\$ 33,538</u>	<u>\$ 36,580</u>	<u>\$ 3,042</u>	<u>9.07%</u>

## PARKING AUTHORITY SUMMARY

	2024 BUDGET	2025 BUDGET	DOLLAR CHANGE	% CHANGE
PROFESSIONAL AND TECHNICAL SERVICES	\$ 2,400	\$ 2,400	\$ -	0.00%
INFRASTRUCTURE MAINTENANCE	3,600	3,600	-	0.00%
REPAIR & MAINTENANCE	15,500	16,100	600	3.87%
OTHER PURCHASED SERVICES	1,214	2,792	1,578	129.95%
OPERATION SUPPLIES	200	200	-	0.00%
UTILITIES	1,370	1,370	-	0.00%
OTHER	9,254	10,118	864	9.34%
<b>TOTAL PARKING AUTHORITY</b>	<b>\$ 33,538</b>	<b>\$ 36,580</b>	<b>\$ 3,042</b>	<b>9.07%</b>






**PARKING AUTHORITY LINE ITEMS**

	2024 BUDGET	2025 BUDGET	DOLLAR CHANGE	% CHANGE
12555000-43300 - OTHER PROFESSIONAL SERVICES	\$ 2,400	\$ 2,400	\$ -	0.00%
12555000-44220 - THIRD PARTY SNOW REMOVAL	7,500	7,500	-	0.00%
12555000-44320 - STRUCTURE RPR & MTCE	8,000	8,000	-	0.00%
12555000-44323 - ELECTRICAL RPR & MTCE	-	600	600	100.00%
12555000-44400 - RENTALS	3,600	3,600	-	0.00%
12555000-45201 - GENERAL LIABILITY INSURANCE	81	1,692	1,611	1988.33%
12555000-45300 - TELEPHONE SERVICES	133	133	-	0.00%
12555000-45940 - TOWING	500	500	-	0.00%
12555000-45970 - POSTAGE/SHIPPING	500	467	(33)	-6.60%
12555000-46101 - DPMT MATERIALS & SUPPLIES	200	200	-	0.00%
12555000-46220 - ELECTRICITY	1,370	1,370	-	0.00%
12555000-48300 - GF REIMBURSEMENT	4,515	4,739	224	4.96%
12555000-48400 - PAYMENT IN LIEU OF TAXES	4,739	5,379	640	13.50%
<b>TOTAL PARKING AUTHORITY</b>	<b>\$ 33,538</b>	<b>\$ 36,580</b>	<b>\$ 3,042</b>	<b>9.07%</b>



**This page left blank intentionally.**

---

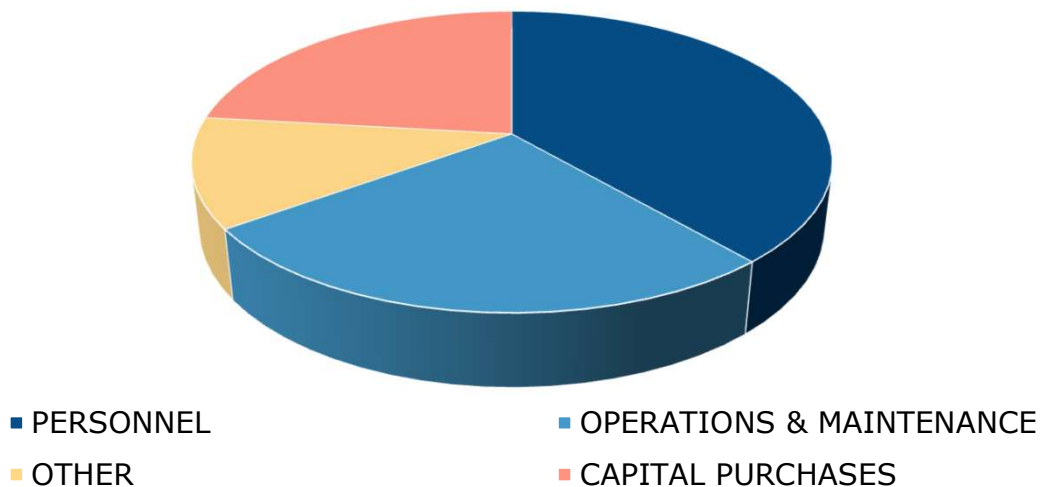


**SANITATION - REVENUE DETAIL**

	2024 BUDGET	2025 BUDGET	DOLLAR CHANGE	% CHANGE
<b>CITY REVENUES</b>				
13000000- 34100 - CHARGES FOR SERVICES	\$ 4,038,938	\$ 4,374,377	\$ 335,439	8.31%
13000000- 34430 - REFUSE COLLECTION CHARGES	2,689,192	2,842,055	152,863	5.68%
13000000- 34431 - RECYCLING COLLECTION CHARGES	458,000	428,730	(29,270)	-6.39%
13000000- 36110 - INTEREST REVENUES	-	257,957	257,957	100.00%
13000000- 36200 - RENTS AND ROYALTIES	5,000	18,750	13,750	275.00%
13000000- 36913 - MISCELLANEOUS	26,424	33,500	7,076	26.78%
13000000- 39210 - SALE OF CITY PROPERTY	200,000	100,000	(100,000)	-50.00%
TOTAL CITY REVENUES	7,417,554	8,055,369	637,815	8.60%
<b>TRANSFERS BETWEEN FUNDS</b>				
13000000- 39106 - WATER/SEWER/STORM SEWER	246,726	288,456	41,730	16.91%
TOTAL TRANSFERS BETWEEN FUNDS	246,726	288,456	41,730	16.91%
RESOURCES AVAILABLE	7,664,280	8,343,825	679,545	8.87%
CASH RESERVES	(109,533)	(69,594)	39,939	-36.46%
TOTAL BUDGETED REVENUE	\$ 7,554,747	\$ 8,274,231	\$ 719,484	9.52%
GARBAGE COLLECTION	\$ 3,343,508	\$ 3,451,592	\$ 108,084	3.23%
LANDFILL	4,211,239	4,822,639	611,400	14.52%
	\$ 7,554,747	\$ 8,274,231	\$ 719,484	9.52%

## GARBAGE COLLECTION SUMMARY

	2024 BUDGET	2025 BUDGET	DOLLAR CHANGE	% CHANGE
SALARIES	\$ 738,774	\$ 838,067	\$ 99,293	13.44%
0.50 SANITATION SUPERINTENDENT				
1 SANITATION FOREMAN				
9 HEAVY EQUIPMENT OPERATORS				
0.20 PUBLIC WORKS UTILITY DIRECTOR				
0.40 PROJECT CIVIL ENGINEER				
0.20 SENIOR PROJECT MANAGER				
0.20 ENGINEERING TECHNICIAN I				
0.20 OFFICE & ADMINISTRATIVE SPECIALIST, SENIOR				
0.10 OFFICE & ADMINISTRATIVE SPECIALIST				
BENEFITS	461,095	494,876	33,781	7.33%
PROFESSIONAL AND TECHNICAL SERVICES	43,700	47,100	3,400	7.78%
INFRASTRUCTURE MAINTENANCE	165,562	160,560	(5,003)	-3.02%
REPAIR & MAINTENANCE	307,050	358,404	51,354	16.72%
OTHER PURCHASED SERVICES	61,847	61,442	(405)	-0.66%
OPERATION SUPPLIES	85,500	94,500	9,000	10.53%
UTILITIES	11,324	11,461	137	1.21%
FUEL	197,514	179,155	(18,359)	-9.30%
DEBT RETIREMENT	125,409	-	(125,409)	-100.00%
OTHER	255,293	301,343	46,050	18.04%
TRANSFERS BETWEEN FUNDS	110,439	104,685	(5,754)	-5.21%
CAPITAL PURCHASES	780,000	800,000	20,000	2.56%
<b>TOTAL GARBAGE COLLECTION</b>	<b>\$ 3,343,508</b>	<b>\$ 3,451,592</b>	<b>\$ 108,084</b>	<b>3.23%</b>

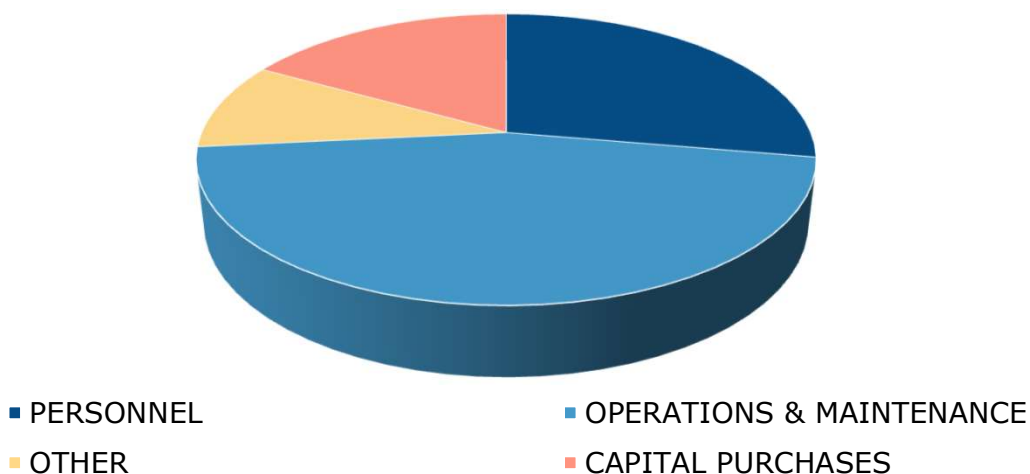


**GARBAGE COLLECTION LINE ITEMS**

	2024 BUDGET	2025 BUDGET	DOLLAR CHANGE	% CHANGE
13056000-41100 - REGULAR EMPLOYEES	\$ 733,974	\$ 830,067	\$ 96,093	13.09%
13056000-41300 - OVERTIME	4,800	8,000	3,200	66.67%
13056000-42100 - ER'S HEALTH INSURANCE	142,189	151,612	9,423	6.63%
13056000-42110 - ER'S LIFE INSURANCE	542	578	36	6.64%
13056000-42210 - ER'S MEDICARE	9,265	10,566	1,301	14.04%
13056000-42300 - ER'S PENSION	259,140	274,731	15,591	6.02%
13056000-42310 - ER'S DEF CONTRIBUTION	9,615	10,102	487	5.07%
13056000-42320 - ER'S NDPERS	15,967	21,388	5,421	33.95%
13056000-42500 - UNEMPLOYMENT COMP	694	694	-	0.00%
13056000-42600 - WORKERS' COMPENSATION INSUR	15,322	15,322	-	0.00%
13056000-42700 - ER'S ST DISABILITY INS	5,205	6,314	1,109	21.31%
13056000-42900 - ER'S LT DISABILITY INS	3,156	3,569	413	13.09%
13056000-43060 - MONITORING	41,700	45,000	3,300	7.91%
13056000-43300 - OTHER PROFESSIONAL SERVICES	700	800	100	14.29%
13056000-43900 - MEMBERSHIPS & ASSOCIATIONS	1,300	1,300	-	0.00%
13056000-44110 - WATER, SEWER, GARBAGE UTILITY	2,850	2,904	54	1.89%
13056000-44320 - STRUCTURE RPR & MTCE	20,000	20,000	-	0.00%
13056000-44321 - PLUMBING SYSTEM RPR & MTCE	500	500	-	0.00%
13056000-44322 - HVAC RPR & MTCE	1,000	30,000	29,000	####
13056000-44323 - ELECTRICAL RPR & MTCE	1,000	1,000	-	0.00%
13056000-44327 - SECURITY SYSTEM RPR & MTCE	700	700	-	0.00%
13056000-44330 - VEHICLE & EQUIPMENT REPAIR	280,000	300,000	20,000	7.14%
13056000-44350 - IT MTCE & REPAIR AGREEMTS	1,000	3,300	2,300	230.00%
13056000-44400 - RENTALS	165,562	160,560	(5,003)	-3.02%
13056000-45201 - GENERAL LIABILITY INSURANCE	8,395	6,089	(2,306)	-27.47%
13056000-45202 - BUILDING & CONTENTS INSUR	330	2,044	1,714	519.42%
13056000-45203 - AUTOMOTIVE INSURANCE	24,508	23,663	(845)	-3.45%
13056000-45204 - INLAND MARINE INSURANCE	11	11	(0)	-1.27%
13056000-45207 - CYBER SECURITY INSURANCE	1,463	999	(464)	-31.73%
13056000-45300 - TELEPHONE SERVICES	390	411	21	5.34%
13056000-45400 - ADVERTISING	11,500	11,845	345	3.00%
13056000-45800 - TRAVEL COSTS	6,000	6,180	180	3.00%
13056000-45900 - EDUCATION & TRAINING	6,500	6,700	200	3.08%
13056000-45920 - WEARING APPAREL	2,750	3,500	750	27.27%
13056000-46101 - DPMT MATERIALS & SUPPLIES	25,000	22,500	(2,500)	-10.00%
13056000-46102 - FURNITURE & EQUIPMENT	31,000	35,000	4,000	12.90%
13056000-46103 - COPIER & PRINTER SUPPLIES	2,500	2,000	(500)	-20.00%
13056000-46115 - FLEET LABOR	27,000	35,000	8,000	29.63%
13056000-46210 - NATURAL GAS	6,746	6,746	-	0.00%
13056000-46220 - ELECTRICITY	4,578	4,715	137	2.99%
13056000-46261 - DIESEL	190,992	170,957	(20,035)	-10.49%
13056000-46262 - UNLEADED	6,522	8,198	1,676	25.70%
13056000-47100 - PRINCIPAL ON DEBT	125,409	-	(125,409)	-100.00%
13056000-48300 - GF REIMBURSEMENT	255,293	301,343	46,050	18.04%
13056000-49106 - WATER/SEWER/STORM SEWER	90,439	84,685	(5,754)	-6.36%
13056000-49125 - CAPITAL EQUIPMENT	20,000	20,000	-	0.00%
13056000-57500 - EQUIPMENT	780,000	800,000	20,000	2.56%
(1) FRONT LOADER AUTOMATED GARBAGE TRUCK	400,000			
(1) DUAL ARM AUTOMATED GARBAGE TRUCK	400,000			
<b>TOTAL GARBAGE COLLECTION</b>	<b>\$ 3,343,508</b>	<b>\$ 3,451,592</b>	<b>\$ 108,084</b>	<b>3.23%</b>

## LANDFILL SUMMARY

	2024 BUDGET	2025 BUDGET	DOLLAR CHANGE	% CHANGE
SALARIES	\$ 919,432	\$ 936,122	\$ 16,690	1.82%
0.50 SANITATION SUPERINTENDENT				
1 LANDFILL FOREMAN				
1 RECYCLING COORDINATOR				
6 HEAVY EQUIPMENT OPERATORS				
1 MEDIUM EQUIPMENT OPERATOR				
1 LIGHT EQUIPMENT OPERATOR				
1 LIGHT EQUIPMENT OPERATOR/LANDFILL ATTENDANT				
1 LANDFILL ATTENDANT				
0.20 PUBLIC WORKS UTILITY DIRECTOR				
0.20 SENIOR PROJECT MANAGER				
0.40 PROJECT CIVIL ENGINEER				
0.20 ENGINEERING TECHNICIAN I				
0.20 OFFICE & ADMINISTRATIVE SPECIALIST, SENIOR				
0.25 OFFICE & ADMINISTRATIVE SPECIALIST				
BENEFITS	383,081	400,255	17,174	4.48%
PROFESSIONAL AND TECHNICAL SERVICES	64,763	238,000	173,237	###
INFRASTRUCTURE MAINTENANCE	610,314	812,801	202,487	33.18%
REPAIR & MAINTENANCE	770,925	636,200	(134,725)	-17.48%
OTHER PURCHASED SERVICES	83,803	108,344	24,541	29.28%
OPERATION SUPPLIES	69,163	47,940	(21,223)	-30.69%
UTILITIES	73,197	111,697	38,500	52.60%
FUEL	268,509	249,413	(19,096)	-7.11%
OTHER	362,052	362,052	-	0.00%
TRANSFERS BETWEEN FUNDS	106,000	106,000	-	0.00%
CAPITAL PURCHASES	500,000	813,814	313,814	62.76%
<b>TOTAL LANDFILL</b>	<b>\$ 4,211,239</b>	<b>\$ 4,822,639</b>	<b>\$ 611,400</b>	<b>14.52%</b>




**LANDFILL LINE ITEMS**

	2024 BUDGET	2025 BUDGET	DOLLAR CHANGE	% CHANGE
13057000-41100 - REGULAR EMPLOYEES	\$ 878,833	\$ 893,493	\$ 14,660	1.67%
13057000-41300 - OVERTIME	40,599	42,629	2,030	5.00%
13057000-42100 - ER'S HEALTH INSURANCE	173,151	186,501	13,350	7.71%
13057000-42110 - ER'S LIFE INSURANCE	677	684	7	1.03%
13057000-42210 - ER'S MEDICARE	11,829	12,069	240	2.03%
13057000-42300 - ER'S PENSION	110,133	111,316	1,183	1.07%
13057000-42310 - ER'S DEF CONTRIBUTION	9,984	5,051	(4,933)	-49.41%
13057000-42320 - ER'S NDPERS	52,453	59,151	6,698	12.77%
13057000-42500 - UNEMPLOYMENT COMP	556	556	-	0.00%
13057000-42600 - WORKERS' COMPENSATION INSUR	14,286	14,286	-	0.00%
13057000-42700 - ER'S ST DISABILITY INS	6,233	6,799	566	9.08%
13057000-42900 - ER'S LT DISABILITY INS	3,779	3,842	63	1.67%
13057000-43040 - CONSULTANTS	30,000	200,000	170,000	566.67%
13057000-43060 - MONITORING	32,125	35,000	2,875	8.95%
13057000-43200 - PROFESSIONAL TESTING	800	1,000	200	25.00%
13057000-43900 - MEMBERSHIPS & ASSOCIATIONS	1,838	2,000	162	8.81%
13057000-44110 - WATER, SEWER, GARBAGE UTILITY	1,900	2,000	100	5.26%
13057000-44210 - THIRD PARTY DISPOSAL	571,000	437,000	(134,000)	-23.47%
13057000-44320 - STRUCTURE RPR & MTCE	41,000	30,000	(11,000)	-26.83%
13057000-44321 - PLUMBING SYSTEM RPR & MTCE	1,000	1,000	-	0.00%
13057000-44322 - HVAC RPR & MTCE	1,000	1,000	-	0.00%
13057000-44323 - ELECTRICAL RPR & MTCE	1,000	1,000	-	0.00%
13057000-44327 - SECURITY SYSTEM RPR & MTCE	600	700	100	16.67%
13057000-44330 - VEHICLE & EQUIPMENT REPAIR	142,250	145,000	2,750	1.93%
13057000-44350 - IT MTCE & REPAIR AGREEMTS	11,175	18,500	7,325	65.55%
13057000-44400 - RENTALS	590,314	797,801	207,487	35.15%
13057000-44504 - STREETS ALLEYS & ROAD MTCE	20,000	15,000	(5,000)	-25.00%
13057000-45201 - GENERAL LIABILITY INSURANCE	9,418	6,409	(3,009)	-31.95%
13057000-45202 - BUILDING & CONTENTS INSUR	2,023	5,629	3,606	178.23%
13057000-45203 - AUTOMOTIVE INSURANCE	11,512	8,081	(3,431)	-29.80%
13057000-45204 - INLAND MARINE INSURANCE	11,023	12,708	1,685	15.28%
13057000-45206 - STORAGE TANK LIABILITY	100	300	200	200.00%
13057000-45207 - CYBER SECURITY INSURANCE	1,730	1,247	(483)	-27.90%
13057000-45300 - TELEPHONE SERVICES	6,047	9,280	3,233	53.46%
13057000-45400 - ADVERTISING	250	450	200	80.00%
13057000-45800 - TRAVEL COSTS	11,450	12,000	550	4.80%
13057000-45900 - EDUCATION & TRAINING	12,625	12,000	(625)	-4.95%
13057000-45920 - WEARING APPAREL	2,500	3,000	500	20.00%
13057000-45950 - BANKING & CREDIT CARD FEES	12,500	34,740	22,240	177.92%
13057000-45970 - POSTAGE/SHIPPING	2,625	2,500	(125)	-4.76%
13057000-46101 - DPMT MATERIALS & SUPPLIES	32,000	22,000	(10,000)	-31.25%
13057000-46102 - FURNITURE & EQUIPMENT	31,500	20,000	(11,500)	-36.51%
13057000-46103 - COPIER & PRINTER SUPPLIES	2,663	2,940	277	10.41%
13057000-46115 - FLEET LABOR	3,000	3,000	-	0.00%
13057000-46210 - NATURAL GAS	374	374	-	0.00%
13057000-46220 - ELECTRICITY	22,823	36,323	13,500	59.15%
13057000-46230 - PROPANE	50,000	75,000	25,000	50.00%
13057000-46261 - DIESEL	265,562	248,175	(17,387)	-6.55%
13057000-46262 - UNLEADED	2,947	1,238	(1,709)	-57.99%
13057000-48300 - GF REIMBURSEMENT	362,052	362,052	-	0.00%
13057000-49125 - CAPITAL EQUIPMENT	106,000	106,000	-	0.00%
13057000-57200 - INFRASTRUCTURE	500,000	293,814	(206,186)	-41.24%
CELL 8 CONSTRUCTION (YEAR 2 OF 6)	500,000			
13057000-57500 - EQUIPMENT	-	520,000	520,000	100.00%
3/4 TON PICKUP	60,000			
ROLL-OFF TRUCK	210,000			
AIR BURNER	250,000			
<b>TOTAL LANDFILL</b>	<b>\$ 4,211,239</b>	<b>\$ 4,822,639</b>	<b>\$ 611,400</b>	<b>14.52%</b>



**This page left blank intentionally.**



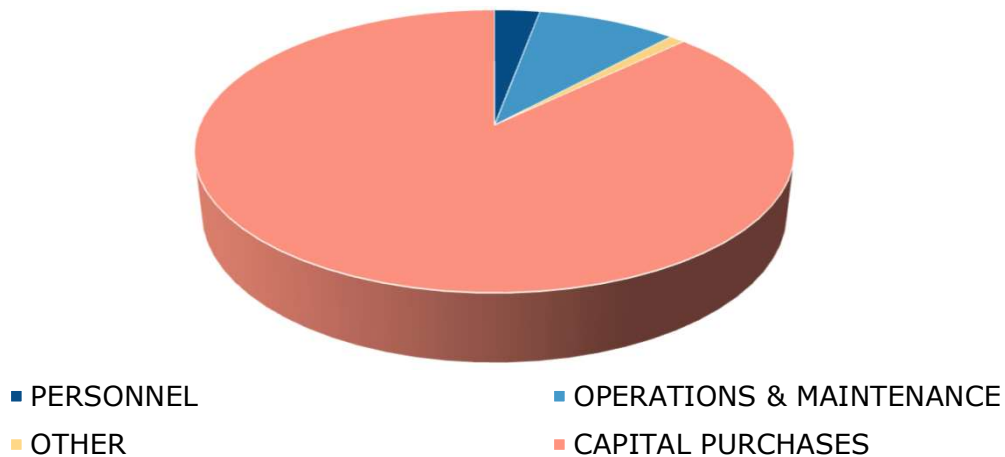


# WATER, SEWER, AND STORM SEWER - REVENUE DETAIL

	2024 BUDGET	2025 BUDGET	DOLLAR CHANGE	% CHANGE
<b>FEDERAL REVENUES</b>				
14000000- 33200 - FEDERAL CAPITAL REVENUES	\$ 7,491,511	\$ 7,491,511	\$ -	0.00%
TOTAL FEDERAL REVENUES	7,491,511	7,491,511	-	0.00%
<b>STATE REVENUES</b>				
14000000- 33500 - STATE CAPITAL REVENUES	705,000	810,000	105,000	14.89%
TOTAL STATE REVENUES	705,000	810,000	105,000	14.89%
<b>CITY REVENUES</b>				
14000000- 34100 - CHARGES FOR SERVICES	-	177,936	177,936	100.00%
14000000- 34101 - STORM SEWER MTCE	1,996,752	2,096,590	99,838	5.00%
14000000- 34102 - STORM SEWER DEVELOPMENT	1,440,110	1,652,832	212,722	14.77%
14000000- 34103 - WATER REVENUE	12,206,249	13,102,790	896,541	7.34%
14000000- 34104 - SEWER REVENUE	6,986,282	7,913,034	926,752	13.27%
14000000- 34105 - NAWS REVENUE	315,000	580,426	265,426	84.26%
14000000- 34410 - SEWERAGE CHARGES	15,000	-	(15,000)	-100.00%
14000000- 34130 - ZONING & SUBDIVISION FEES	870	1,000	130	14.94%
14000000- 35500 - SPECIAL ASSESSMENTS	824,893	44,747	(780,146)	-94.58%
14000000- 36110 - INTEREST REVENUES	-	243,418	243,418	100.00%
14000000- 36200 - RENTS AND ROYALTIES	25,000	19,047	(5,953)	-23.81%
14000000- 36909 - CONNECTION FEES	102,000	102,000	-	0.00%
14000000- 39200 - PROCEEDS FROM ASSET DISPOSAL	74,000	296,000	222,000	300.00%
14000000- 39320 - REVENUE BONDS	-	2,920,000	2,920,000	100.00%
14000000- 39340 - OTHER BONDS ISSUED	-	400,000	400,000	100.00%
14000000- 39350 - REFUNDING BONDS ISSUED	1,758,489	7,308,489	5,550,000	315.61%
TOTAL CITY REVENUES	25,744,645	36,858,309	11,113,664	43.17%
<b>TRANSFERS BETWEEN FUNDS</b>				
14000000- 39105 - SANITATION	90,438	84,685	(5,753)	-6.36%
14000000- 39115 - SALES TAX FLOOD CONTROL	799,696	698,887	(100,809)	-12.61%
14000000- 39136 - FLOOD CONTROL MAINTENANCE	139,300	153,040	13,740	9.86%
TOTAL TRANSFERS BETWEEN FUNDS	1,029,434	936,612	(92,822)	-9.02%
RESOURCES AVAILABLE	34,970,590	46,096,432	11,125,842	31.81%
CASH RESERVES	9,483,413	7,201,618	(2,281,795)	-24.06%
TOTAL BUDGETED REVENUE	\$ 44,454,003	\$ 53,298,050	\$ 8,844,047	19.89%
STORM SEWER	\$ 21,345,204	\$ 28,749,683	\$ 7,404,479	34.69%
WATER SYSTEM	13,697,340	14,444,872	747,532	5.46%
SEWER SYSTEM	9,321,090	10,020,039	698,949	7.50%
GARBAGE COLLECTION	90,369	83,456	(6,914)	-7.65%
	\$ 44,454,003	\$ 53,298,050	\$ 8,844,047	19.89%

## STORM SEWER SUMMARY

	2024 BUDGET	2025 BUDGET	DOLLAR CHANGE	% CHANGE
SALARIES	\$ 583,899	\$ 543,501	\$ (40,398)	-6.92%
0.20 ASSISTANT CITY MANAGER				
0.20 STREET SUPERINTENDENT				
1 STORM SEWER FOREMAN				
3.34 HEAVY EQUIPMENT OPERATOR				
4 LIGHT EQUIPMENT OPERATORS				
0.17 PUBLIC WORKS OPERATIONS DIRECTOR				
0.05 OFFICE & ADMINISTRATIVE SPECIALIST				
BENEFITS	323,750	293,701	(30,049)	-9.28%
PROFESSIONAL AND TECHNICAL SERVICES	4,938	540	(4,398)	-89.06%
INFRASTRUCTURE MAINTENANCE	760,760	765,841	5,081	0.67%
REPAIR & MAINTENANCE	139,630	132,603	(7,027)	-5.03%
OTHER PURCHASED SERVICES	107,049	127,988	20,939	19.56%
OPERATION SUPPLIES	46,583	46,631	48	0.10%
UTILITIES	135,930	91,705	(44,225)	-32.54%
FUEL	9,850	10,477	627	6.37%
DEBT RETIREMENT	1,214,140	1,390,349	176,209	14.51%
OTHER	160,735	160,735	-	0.00%
TRANSFERS BETWEEN FUNDS	126,629	128,992	2,363	1.87%
CAPITAL PURCHASES	17,670,000	25,000,000	7,330,000	41.48%
<b>TOTAL STORM SEWER</b>	<b>\$ 21,283,893</b>	<b>\$ 28,693,062</b>	<b>\$ 7,409,169</b>	<b>34.81%</b>

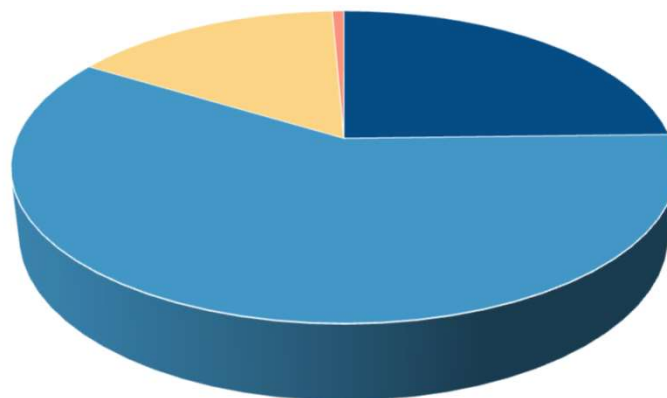


**STORM SEWER LINE ITEMS**

		2024 BUDGET	2025 BUDGET	DOLLAR CHANGE	% CHANGE
14059000-41100 - REGULAR EMPLOYEES		\$ 570,754	\$ 529,699	\$ (41,055)	-7.19%
14059000-41300 - OVERTIME		13,145	13,802	657	5.00%
14059000-42100 - ER'S HEALTH INSURANCE		194,539	176,829	(17,710)	-9.10%
14059000-42110 - ER'S LIFE INSURANCE		483	439	(44)	-9.11%
14059000-42210 - ER'S MEDICARE		7,207	6,711	(496)	-6.88%
14059000-42300 - ER'S PENSION		70,782	61,736	(9,046)	-12.78%
14059000-42320 - ER'S NDPERS		41,688	39,211	(2,477)	-5.94%
14059000-42500 - UNEMPLOYMENT COMP		352	352	-	0.00%
14059000-42600 - WORKERS' COMPENSATION INSUR		2,197	2,197	-	0.00%
14059000-42700 - ER'S ST DISABILITY INS		4,048	3,948	(100)	-2.47%
14059000-42900 - ER'S LT DISABILITY INS		2,454	2,278	(176)	-7.17%
14059000-43060 - MONITORING		2,500	-	(2,500)	-100.00%
14059000-43300 - OTHER PROFESSIONAL SERVICES		500	-	(500)	-100.00%
14059000-43900 - MEMBERSHIPS & ASSOCIATIONS		1,938	540	(1,398)	-72.14%
14059000-44110 - WATER, SEWER, GARBAGE UTILITY		-	3,412	3,412	100.00%
14059000-44250 - ONE-CALL SERVICES		4,000	4,000	-	0.00%
14059000-44320 - STRUCTURE RPR & MTCE		20,000	20,000	-	0.00%
14059000-44321 - PLUMBING SYSTEM RPR & MTCE		2,000	2,000	-	0.00%
14059000-44322 - HVAC RPR & MTCE		5,000	5,000	-	0.00%
14059000-44323 - ELECTRICAL RPR & MTCE		50,000	50,000	-	0.00%
14059000-44326 - IRRIGATION/GROUNDS RPR & MTCE		2,500	2,500	-	0.00%
14059000-44327 - SECURITY SYSTEM RPR & MTCE		600	600	-	0.00%
14059000-44330 - VEHICLE & EQUIPMENT REPAIR		51,125	42,000	(9,125)	-17.85%
14059000-44350 - IT MTCE & REPAIR AGREEMTS		4,405	3,091	(1,314)	-29.82%
14059000-44400 - RENTALS		10,760	15,841	5,081	47.22%
14059000-44503 - STORM SEWER MAINTENANCE		750,000	750,000	-	0.00%
14059000-45201 - GENERAL LIABILITY INSURANCE		7,332	4,086	(3,246)	-44.28%
14059000-45202 - BUILDING & CONTENTS INSUR		16,055	47,223	31,168	194.13%
14059000-45203 - AUTOMOTIVE INSURANCE		5,333	7,146	1,813	34.00%
14059000-45204 - INLAND MARINE INSURANCE		235	875	640	272.17%
14059000-45205 - COVERAGE FOR FLOOD INSURANCE		11,129	12,222	1,093	9.83%
14059000-45207 - CYBER SECURITY INSURANCE		931	800	(131)	-14.10%
14059000-45300 - TELEPHONE SERVICES		1,617	1,950	333	20.59%
14059000-45400 - ADVERTISING		300	-	(300)	-100.00%
14059000-45800 - TRAVEL COSTS		6,600	6,280	(320)	-4.85%
14059000-45900 - EDUCATION & TRAINING		10,800	2,600	(8,200)	-75.93%
14059000-45920 - WEARING APPAREL		2,100	2,420	320	15.24%
14059000-45950 - BANKING & CREDIT CARD FEES		44,342	42,129	(2,213)	-4.99%
14059000-45970 - POSTAGE/SHIPPING		275	257	(18)	-6.55%
14059000-46101 - DPMT MATERIALS & SUPPLIES		36,000	36,000	-	0.00%
14059000-46102 - FURNITURE & EQUIPMENT		1,910	2,951	1,041	54.48%
14059000-46103 - COPIER & PRINTER SUPPLIES		1,663	140	(1,523)	-91.58%
14059000-46115 - FLEET LABOR		3,500	3,500	-	0.00%
14059000-46117 - SIGNS & MARKERS		3,500	4,000	500	14.29%
14059000-46210 - NATURAL GAS		3,930	8,000	4,070	103.56%
14059000-46220 - ELECTRICITY		132,000	83,405	(48,595)	-36.81%
14059000-46230 - PROPANE		-	300	300	100.00%
14059000-46261 - DIESEL		6,842	8,192	1,350	19.73%
14059000-46262 - UNLEADED		3,008	2,285	(723)	-24.04%
14059000-46400 - BOOKS & SUBSCRIPTIONS		10	40	30	292.93%
14059000-47100 - PRINCIPAL ON DEBT		1,014,060	1,159,269	145,209	14.32%
14059000-47202 - INTEREST ON SA BONDS		35,875	85,371	49,496	137.97%
14059000-47205 - INT REVENUE BONDS STORM SEW		164,205	145,709	(18,496)	-11.26%
14059000-48300 - GF REIMBURSEMENT		160,735	160,735	-	0.00%
14059000-49101 - GENERAL FUND		126,629	128,992	2,363	1.87%
14059000-57200 - INFRASTRUCTURE		17,500,000	24,720,000	7,220,000	41.26%
16TH ST SW RECONSTRUCTION PHASE I	2,920,000				
PUPPY DOG COULEE (SSD #121)	21,800,000				
14059000-57500 - EQUIPMENT		170,000	280,000	110,000	64.71%
VACTOR REPLACEMENT (YEAR 7 OF 10)	80,000				
BOBCAT TOOLCAT W/ SNOW BLOWER	95,000				
3/4 TON 4X4 CREW CAB PICKUP	55,000				
USED TANDEM TRUCK CHASIS	50,000				
<b>TOTAL STORM SEWER</b>		<u>\$ 21,283,893</u>	<u>\$ 28,693,062</u>	<u>\$ 7,409,169</u>	<u>34.81%</u>

## WATER PLANT SUMMARY

	2024 BUDGET	2025 BUDGET	DOLLAR CHANGE	% CHANGE
SALARIES	\$ 1,212,211	\$ 1,301,482	\$ 89,271	7.36%
1 WATER PLANT SUPERINTENDENT				
1 WATER PLANT FOREMAN				
2 WATER PLANT OPERATOR, LEAD				
6 WATER PLANT OPERATORS III				
4 WATER PLANT OPERATORS II				
1 WATER PLANT OPERATOR I				
1 WATER PLANT INSTRUMENTATION TECHNICIAN				
0.20 ASSISTANT CITY MANAGER				
0.20 PUBLIC WORKS UTILITY DIRECTOR				
0.20 SENIOR PROJECT MANAGER				
0.40 PROJECT CIVIL ENGINEER				
0.20 ENGINEERING TECHNICIAN I				
0.20 OFFICE & ADMINISTRATIVE SPECIALIST, SENIOR				
0.05 OFFICE & ADMINISTRATIVE SPECIALIST				
BENEFITS	677,181	699,733	22,552	3.33%
PROFESSIONAL AND TECHNICAL SERVICES	87,517	191,800	104,283	###
INFRASTRUCTURE MAINTENANCE	875,165	350,246	(524,919)	-59.98%
REPAIR & MAINTENANCE	307,730	218,433	(89,297)	-29.02%
OTHER PURCHASED SERVICES	141,347	232,296	90,949	64.34%
OPERATION SUPPLIES	2,090,949	2,087,360	(3,589)	-0.17%
UTILITIES	1,188,875	1,206,113	17,238	1.45%
FUEL	21,710	25,840	4,130	19.02%
DEBT RETIREMENT	457,924	495,769	37,845	8.26%
OTHER	745,570	743,924	(1,646)	-0.22%
TRANSFERS BETWEEN FUNDS	484,366	527,871	43,505	8.98%
CAPITAL PURCHASES	125,000	55,000	(70,000)	-56.00%
<b>TOTAL WATER PLANT</b>	<b>\$ 8,415,545</b>	<b>\$ 8,135,867</b>	<b>\$ (279,678)</b>	<b>-3.32%</b>



■ PERSONNEL ■ OPERATIONS & MAINTENANCE ■ OTHER ■ CAPITAL PURCHASES

# WATER PLANT LINE ITEMS

	2024 BUDGET	2025 BUDGET	DOLLAR CHANGE	% CHANGE
14060000-41100 - REGULAR EMPLOYEES	\$ 1,151,506	\$ 1,237,742	\$ 86,236	7.49%
14060000-41200 - TEMP & PART-TIME EMPLOYEES	49,265	51,728	2,463	5.00%
14060000-41300 - OVERTIME	11,440	12,012	572	5.00%
14060000-42100 - ER'S HEALTH INSURANCE	244,233	233,337	(10,896)	-4.46%
14060000-42110 - ER'S LIFE INSURANCE	846	855	9	1.06%
14060000-42200 - ER'S SOCIAL SECURITY	3,054	3,207	153	5.01%
14060000-42210 - ER'S MEDICARE	15,369	16,595	1,226	7.98%
14060000-42300 - ER'S PENSION	338,357	365,819	27,462	8.12%
14060000-42320 - ER'S NDPERS	53,265	56,315	3,050	5.73%
14060000-42500 - UNEMPLOYMENT COMP	37	37	-	0.00%
14060000-42600 - WORKERS' COMPENSATION INSUR	8,903	8,903	-	0.00%
14060000-42700 - ER'S ST DISABILITY INS	8,166	9,343	1,177	14.41%
14060000-42900 - ER'S LT DISABILITY INS	4,951	5,322	371	7.49%
14060000-43040 - CONSULTANTS	40,000	140,000	100,000	250.00%
14060000-43060 - MONITORING	40,000	44,000	4,000	10.00%
14060000-43200 - PROFESSIONAL TESTING	180	300	120	66.67%
14060000-43300 - OTHER PROFESSIONAL SERVICES	700	1,200	500	71.43%
14060000-43900 - MEMBERSHIPS & ASSOCIATIONS	6,637	6,300	(337)	-5.08%
14060000-44110 - WATER, SEWER, GARBAGE UTILITY	-	1,710	1,710	100.00%
14060000-44320 - STRUCTURE RPR & MTCE	100,000	35,000	(65,000)	-65.00%
14060000-44321 - PLUMBING SYSTEM RPR & MTCE	5,000	4,261	(739)	-14.78%
14060000-44322 - HVAC RPR & MTCE	40,000	25,780	(14,220)	-35.55%
14060000-44323 - ELECTRICAL RPR & MTCE	10,000	2,000	(8,000)	-80.00%
14060000-44324 - ELEVATOR RPR & MTCE	1,400	1,665	265	18.90%
14060000-44325 - PEST CONTROL RPR & MTCE	-	1,000	1,000	100.00%
14060000-44327 - SECURITY SYSTEM RPR & MTCE	1,800	1,000	(800)	-44.44%
14060000-44330 - VEHICLE & EQUIPMENT REPAIR	141,125	137,282	(3,843)	-2.72%
14060000-44350 - IT MTCE & REPAIR AGREEMTS	8,405	8,736	331	3.94%
14060000-44400 - RENTALS	165	246	81	48.75%
14060000-44501 - WATERMAIN MAINTENANCE	625,000	100,000	(525,000)	-84.00%
14060000-44507 - WATER WELL MAINTENANCE	250,000	250,000	-	0.00%
14060000-45201 - GENERAL LIABILITY INSURANCE	23,641	14,963	(8,679)	-36.71%
14060000-45202 - BUILDING & CONTENTS INSUR	48,431	110,708	62,277	128.59%
14060000-45203 - AUTOMOTIVE INSURANCE	6,755	6,315	(440)	-6.52%
14060000-45204 - INLAND MARINE INSURANCE	205	196	(9)	-4.57%
14060000-45205 - COVERAGE FOR FLOOD INSURANCE	9,717	13,063	3,346	34.43%
14060000-45207 - CYBER SECURITY INSURANCE	2,129	1,558	(571)	-26.84%
14060000-45300 - TELEPHONE SERVICES	4,243	5,280	1,037	24.45%
14060000-45400 - ADVERTISING	8,150	12,431	4,281	52.53%
14060000-45800 - TRAVEL COSTS	13,850	18,680	4,830	34.87%
14060000-45900 - EDUCATION & TRAINING	7,300	11,729	4,429	60.68%
14060000-45920 - WEARING APPAREL	4,000	3,020	(980)	-24.50%
14060000-45950 - BANKING & CREDIT CARD FEES	4,801	22,454	17,653	367.69%
14060000-45970 - POSTAGE/SHIPPING	6,125	9,400	3,275	53.48%
14060000-45990 - MAFB METER	2,000	2,500	500	25.00%
14060000-46101 - DPMT MATERIALS & SUPPLIES	62,000	50,000	(12,000)	-19.35%
14060000-46102 - FURNITURE & EQUIPMENT	6,910	12,500	5,590	80.90%
14060000-46103 - COPIER & PRINTER SUPPLIES	913	1,140	227	24.90%
14060000-46105 - CLEANING SUPPLIES	2,400	2,000	(400)	-16.67%
14060000-46109 - WATER METERS	10,000	-	(10,000)	-100.00%
14060000-46110 - WATER TREATMENT SUPPLIES	2,000,000	2,012,380	12,380	0.62%
14060000-46115 - FLEET LABOR	8,000	8,500	500	6.25%
14060000-46210 - NATURAL GAS	85,769	93,965	8,196	9.56%
14060000-46220 - ELECTRICITY	1,103,106	1,112,148	9,042	0.82%
14060000-46261 - DIESEL	13,739	18,871	5,132	37.35%
14060000-46262 - UNLEADED	7,971	6,969	(1,002)	-12.57%
14060000-46400 - BOOKS & SUBSCRIPTIONS	726	840	114	15.67%
14060000-47100 - PRINCIPAL ON DEBT	411,808	401,324	(10,484)	-2.55%
14060000-47202 - INTEREST ON SA BONDS	10,875.00	9,632	(1,243)	-11.43%
14060000-47203 - INT REVENUE BONDS WATER	35,241	25,998	(9,243)	-26.23%
14060000-47206 - INTEREST OTHER DEBT	-	58,815	58,815	100.00%
14060000-48200 - PASS-THROUGH	1,646	-	(1,646)	-100.00%


**WATER PLANT LINE ITEMS**

	2024 BUDGET	2025 BUDGET	DOLLAR CHANGE	% CHANGE
14060000- 48300 - GF REIMBURSEMENT	\$ 743,924	\$ 743,924	\$ -	0.00%
14060000- 49101 - GENERAL FUND	19,640	21,415	1,775	9.04%
14060000- 49105 - SANITATION	246,726	288,456	41,730	16.91%
14060000- 49125 - CAPITAL EQUIPMENT	218,000	218,000	-	0.00%
14060000- 57500 - EQUIPMENT	125,000	55,000	(70,000)	-56.00%
3/4 TON 4X4 PICKUP	55,000			
<b>TOTAL WATER PLANT</b>	<b>\$ 8,415,545</b>	<b>\$ 8,135,867</b>	<b>\$ (279,678)</b>	<b>-3.32%</b>



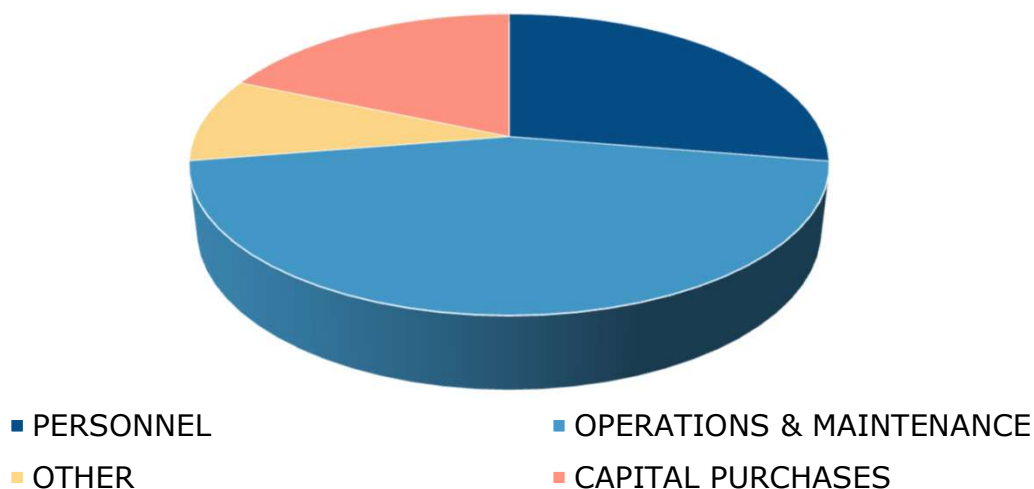
**This page left blank intentionally.**

---



## WATER DISTRIBUTION SUMMARY

	2024 BUDGET	2025 BUDGET	DOLLAR CHANGE	% CHANGE
SALARIES	\$ 1,411,221	\$ 1,490,946	\$ 79,725	5.65%
0.60 WATER/WASTEWATER SUPERINTENDENT				
2 WATER/WASTEWATER FOREMAN				
2.33 HEAVY EQUIPMENT OPERATORS				
2 UTILITY OPERATORS, LEAD				
4 UTILITY OPERATORS III				
4 UTILITY OPERATORS II				
5 UTILITY OPERATORS I				
1 ADMINISTRATIVE CLERK				
0.20 ASSISTANT CITY MANAGER				
0.20 PUBLIC WORKS UTILITY DIRECTOR				
0.20 SENIOR PROJECT MANAGER				
0.20 ENGINEERING TECHNICIAN I				
0.40 PROJECT CIVIL ENGINEER				
0.20 OFFICE & ADMINISTRATIVE SPECIALIST, SENIOR				
0.05 OFFICE & ADMINISTRATIVE SPECIALIST				
BENEFITS	843,478	837,544	(5,934)	-0.70%
PROFESSIONAL AND TECHNICAL SERVICES	3,794	3,640	(154)	-4.05%
INFRASTRUCTURE MAINTENANCE	2,219,851	2,179,851	(40,000)	-1.80%
REPAIR & MAINTENANCE	1,031,242	1,038,700	7,459	0.72%
OTHER PURCHASED SERVICES	75,813	76,621	807	1.06%
OPERATION SUPPLIES	440,171	407,040	(33,131)	-7.53%
UTILITIES	12,373	12,130	(243)	-1.97%
FUEL	69,261	61,927	(7,334)	-10.59%
OTHER	613,330	743,790	130,460	21.27%
TRANSFERS BETWEEN FUNDS	19,640	21,415	1,775	9.04%
CAPITAL PURCHASES	178,000	1,560,000	1,382,000	776.40%
<b>TOTAL WATER DISTRIBUTION</b>	<b>\$ 6,918,174</b>	<b>\$ 8,433,604</b>	<b>\$ 1,515,430</b>	<b>21.91%</b>



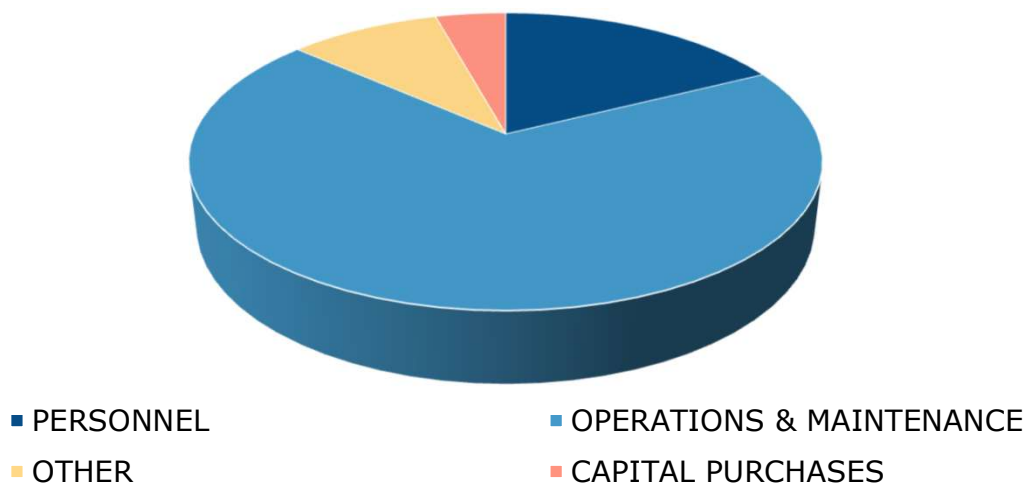


**WATER DISTRIBUTION LINE ITEMS**

		2024 BUDGET	2025 BUDGET	DOLLAR CHANGE	% CHANGE
14061000-41100 - REGULAR EMPLOYEES		\$ 1,331,221	\$ 1,449,446	\$ 118,225	8.88%
14061000-41200 - TEMP & PART-TIME EMPLOYEES		50,000	10,000	(40,000)	-80.00%
14061000-41300 - OVERTIME		30,000	31,500	1,500	5.00%
14061000-42100 - ER'S HEALTH INSURANCE		346,623	335,445	(11,178)	-3.22%
14061000-42110 - ER'S LIFE INSURANCE		1,065	1,097	32	3.00%
14061000-42200 - ER'S SOCIAL SECURITY		3,100	620	(2,480)	-80.00%
14061000-42210 - ER'S MEDICARE		17,577	18,795	1,218	6.93%
14061000-42300 - ER'S PENSION		385,442	378,367	(7,075)	-1.84%
14061000-42320 - ER'S NDPERS		62,481	73,919	11,438	18.31%
14061000-42500 - UNEMPLOYMENT COMP		897	979	82	9.14%
14061000-42600 - WORKERS' COMPENSATION INSUR		11,128	11,128	-	0.00%
14061000-42700 - ER'S ST DISABILITY INS		9,441	10,961	1,520	16.10%
14061000-42900 - ER'S LT DISABILITY INS		5,724	6,233	509	8.89%
14061000-43200 - PROFESSIONAL TESTING		994	1,400	406	40.88%
14061000-43900 - MEMBERSHIPS & ASSOCIATIONS		2,800	2,240	(560)	-20.00%
14061000-44110 - WATER, SEWER, GARBAGE UTILITY		-	1,372	1,372	100.00%
14061000-44250 - ONE-CALL SERVICES		4,000	4,000	-	0.00%
14061000-44320 - STRUCTURE RPR & MTCE		160,000	160,000	-	0.00%
14061000-44325 - PEST CONTROL RPR & MTCE		212	200	(12)	-5.48%
14061000-44330 - VEHICLE & EQUIPMENT REPAIR		85,000	85,000	-	0.00%
14061000-44341 - NAWS DISTRIBUTION O&M		390,000	390,000	-	0.00%
14061000-44342 - NAWS DISTRIBUTION REM		390,000	390,000	-	0.00%
14061000-44350 - IT MTCE & REPAIR AGREEMTS		2,030	8,128	6,098	300.40%
14061000-44400 - RENTALS		39,851	39,851	0	0.00%
14061000-44501 - WATERMAIN MAINTENANCE		2,000,000	2,000,000	-	0.00%
14061000-44502 - SEWER REHAB MAINTENANCE		20,000	20,000	-	0.00%
14061000-44504 - STREETS ALLEYS & ROAD MTCE		160,000	120,000	(40,000)	-25.00%
14061000-45201 - GENERAL LIABILITY INSURANCE		23,575	16,066	(7,509)	-31.85%
14061000-45202 - BUILDING & CONTENTS INSUR		1,865	4,294	2,429	130.25%
14061000-45203 - AUTOMOTIVE INSURANCE		13,997	12,395	(1,602)	-11.45%
14061000-45204 - INLAND MARINE INSURANCE		956	1,981	1,025	107.26%
14061000-45207 - CYBER SECURITY INSURANCE		2,660	1,932	(728)	-27.38%
14061000-45300 - TELEPHONE SERVICES		12,489	17,850	5,361	42.93%
14061000-45400 - ADVERTISING		991	990	(1)	-0.08%
14061000-45800 - TRAVEL COSTS		8,100	9,780	1,680	20.74%
14061000-45900 - EDUCATION & TRAINING		5,300	5,200	(100)	-1.89%
14061000-45920 - WEARING APPAREL		5,000	5,520	520	10.40%
14061000-45950 - BANKING & CREDIT CARD FEES		70	146	76	108.57%
14061000-45951 - COLLECTION FEES		311	-	(311)	-100.00%
14061000-45970 - POSTAGE/SHIPPING		500	467	(33)	-6.60%
14061000-46101 - DPMT MATERIALS & SUPPLIES		355,000	320,000	(35,000)	-9.86%
14061000-46102 - FURNITURE & EQUIPMENT		7,410	7,000	(410)	-5.53%
14061000-46103 - COPIER & PRINTER SUPPLIES		151	-	(151)	-100.00%
14061000-46105 - CLEANING SUPPLIES		110	-	(110)	-100.00%
14061000-46109 - WATER METERS		60,000	60,000	-	0.00%
14061000-46115 - FLEET LABOR		14,000	16,000	2,000	14.29%
14061000-46117 - SIGNS & MARKERS		2,500	3,000	500	20.00%
14061000-46210 - NATURAL GAS		580	580	-	0.00%
14061000-46220 - ELECTRICITY		11,495	11,550	55	0.48%
14061000-46230 - PROPANE		298	-	(298)	-100.00%
14061000-46261 - DIESEL		32,369	28,769	(3,600)	-11.12%
14061000-46262 - UNLEADED		36,892	33,158	(3,734)	-10.12%
14061000-46400 - BOOKS & SUBSCRIPTIONS		1,000	1,040	40	4.00%
14061000-48300 - GF REIMBURSEMENT		613,330	743,790	130,460	21.27%
14061000-49101 - GENERAL FUND		19,640	21,415	1,775	9.04%
14061000-57200 - INFRASTRUCTURE		-	1,350,000	1,350,000	100.00%
2ND AVE SW WATERMAIN REPLACEMENT	350,000				
11TH AVE NW, LINCOLN AVE & DACOTAH HOMES					
2ND ADDITION WATERMAIN REPLACEMENT	1,000,000				
14061000-57300 - BUILDINGS		-	125,000	125,000	100.00%
DESIGN OF NEW OFFICE/METER SHOP					
BUILDING	125,000				
14061000-57500 - EQUIPMENT		178,000	85,000	(93,000)	-52.25%
TRACK SKIDSTEER TRADE IN	85,000				
<b>TOTAL WATER DISTRIBUTION</b>		<u>\$ 6,918,174</u>	<u>\$ 8,433,604</u>	<u>\$ 1,515,430</u>	<u>21.91%</u>

## SEWAGE PUMPING SUMMARY

	2024 BUDGET	2025 BUDGET	DOLLAR CHANGE	% CHANGE
SALARIES	\$ 787,769	\$ 849,550	\$ 61,781	7.84%
0.40 WATER/WASTEWATER SUPERINTENDENT				
1 WATER/WASTEWATER FOREMAN				
1 UTILITY OPERATOR, LEAD				
1 UTILITY OPERATORS III				
3 UTILITY OPERATORS II				
1 UTILITY OPERATORS I				
0.33 HEAVY EQUIPMENT OPERATOR				
2 PUBLIC WORKS LABORATORY TECHNICIANS				
0.20 ASSISTANT CITY MANAGER				
0.20 PUBLIC WORKS UTILITY DIRECTOR				
0.20 SENIOR PROJECT MANAGER				
0.40 PROJECT CIVIL ENGINEER				
0.20 ENGINEERING TECHNICIAN I				
0.20 OFFICE & ADMINISTRATIVE SPECIALIST, SENIOR				
0.05 OFFICE & ADMINISTRATIVE SPECIALIST				
BENEFITS	428,325	435,881	7,556	1.76%
PROFESSIONAL AND TECHNICAL SERVICES	42,179	35,977	(6,202)	-14.70%
INFRASTRUCTURE MAINTENANCE	1,020,980	1,221,061	200,081	19.60%
REPAIR & MAINTENANCE	427,330	546,388	119,058	27.86%
OTHER PURCHASED SERVICES	137,561	161,110	23,549	17.12%
OPERATION SUPPLIES	343,573	377,680	34,107	9.93%
UTILITIES	794,332	824,151	29,819	3.75%
FUEL	45,226	56,581	11,355	25.11%
DEBT RETIREMENT	1,791,160	1,803,480	12,320	0.69%
OTHER	457,001	457,001	-	0.00%
TRANSFERS BETWEEN FUNDS	215,639	217,415	1,776	0.82%
CAPITAL PURCHASES	547,000	312,000	(235,000)	-42.96%
<b>TOTAL SEWAGE PUMPING</b>	<b>\$ 7,038,076</b>	<b>\$ 7,298,275</b>	<b>\$ 260,200</b>	<b>3.70%</b>

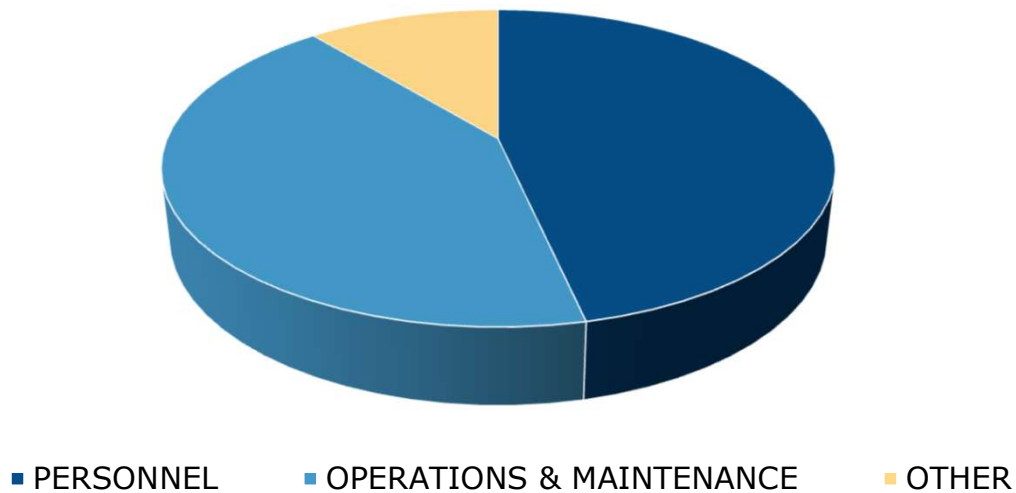


**SEWAGE PUMPING LINE ITEMS**

	2024 BUDGET	2025 BUDGET	DOLLAR CHANGE	% CHANGE
14062000-41100 - REGULAR EMPLOYEES	\$ 740,549	\$ 799,969	\$ 59,420	8.02%
14062000-41200 - TEMP & PART-TIME EMPLOYEES	40,220	42,231	2,011	5.00%
14062000-41300 - OVERTIME	7,000	7,350	350	5.00%
14062000-42100 - ER'S HEALTH INSURANCE	163,655	145,564	(18,091)	-11.05%
14062000-42110 - ER'S LIFE INSURANCE	543	548	5	0.92%
14062000-42200 - ER'S SOCIAL SECURITY	2,494	2,618	124	4.97%
14062000-42210 - ER'S MEDICARE	9,998	10,839	841	8.41%
14062000-42300 - ER'S PENSION	199,906	220,960	21,054	10.53%
14062000-42310 - ER'S DEF CONTRIBUTION	4,928	5,177	249	5.05%
14062000-42320 - ER'S NDPERS	31,343	32,871	1,528	4.88%
14062000-42500 - UNEMPLOYMENT COMP	1,357	2,202	845	62.27%
14062000-42600 - WORKERS' COMPENSATION INSUR	5,665	5,665	-	0.00%
14062000-42700 - ER'S ST DISABILITY INS	5,252	5,997	745	14.19%
14062000-42900 - ER'S LT DISABILITY INS	3,184	3,440	256	8.04%
14062000-43040 - CONSULTANTS	32,600	32,600	-	0.00%
14062000-43050 - ENGINEERS	6,748	-	(6,748)	-100.00%
14062000-43200 - PROFESSIONAL TESTING	394	1,000	606	153.97%
14062000-43900 - MEMBERSHIPS & ASSOCIATIONS	2,437	2,377	(60)	-2.46%
14062000-44110 - WATER, SEWER, GARBAGE UTILITY	800	800	-	0.00%
14062000-44240 - THIRD PARTY LAWN & GROUNDS	60,000	76,000	16,000	26.67%
14062000-44250 - ONE-CALL SERVICES	4,000	3,960	(40)	-1.00%
14062000-44320 - STRUCTURE RPR & MTCE	210,000	340,000	130,000	61.90%
14062000-44323 - ELECTRICAL RPR & MTCE	25,000	25,000	-	0.00%
14062000-44330 - VEHICLE & EQUIPMENT REPAIR	81,125	81,125	-	0.00%
14062000-44350 - IT MTCE & REPAIR AGREEMTS	46,405	19,503	(26,902)	-57.97%
14062000-44400 - RENTALS	20,980	21,061	81	0.38%
14062000-44502 - SEWER REHAB MAINTENANCE	1,000,000	1,200,000	200,000	20.00%
14062000-45201 - GENERAL LIABILITY INSURANCE	15,980	13,529	(2,451)	-15.34%
14062000-45202 - BUILDING & CONTENTS INSUR	18,027	48,941	30,914	171.49%
14062000-45203 - AUTOMOTIVE INSURANCE	11,816	9,696	(2,120)	-17.94%
14062000-45204 - INLAND MARINE INSURANCE	1,753	890	(863)	-49.26%
14062000-45205 - COVERAGE FOR FLOOD INSURANCE	14,617	13,354	(1,263)	-8.64%
14062000-45207 - CYBER SECURITY INSURANCE	1,330	1,000	(330)	-24.82%
14062000-45300 - TELEPHONE SERVICES	14,005	15,250	1,245	8.89%
14062000-45400 - ADVERTISING	725	1,500	775	106.90%
14062000-45800 - TRAVEL COSTS	9,100	9,530	430	4.73%
14062000-45900 - EDUCATION & TRAINING	12,300	10,200	(2,100)	-17.07%
14062000-45920 - WEARING APPAREL	6,000	6,020	20	0.33%
14062000-45950 - BANKING & CREDIT CARD FEES	30,508	29,894	(614)	-2.01%
14062000-45970 - POSTAGE/SHIPPING	1,400	1,306	(94)	-6.71%
14062000-46101 - DPMT MATERIALS & SUPPLIES	322,000	355,000	33,000	10.25%
14062000-46102 - FURNITURE & EQUIPMENT	7,910	7,500	(410)	-5.18%
14062000-46103 - COPIER & PRINTER SUPPLIES	1,663	140	(1,523)	-91.58%
14062000-46115 - FLEET LABOR	12,000	15,000	3,000	25.00%
14062000-46210 - NATURAL GAS	54,518	54,518	-	0.00%
14062000-46220 - ELECTRICITY	739,769	769,633	29,864	4.04%
14062000-46230 - PROPANE	45	-	(45)	-100.00%
14062000-46261 - DIESEL	22,594	27,173	4,579	20.27%
14062000-46262 - UNLEADED	22,632	29,408	6,776	29.94%
14062000-46400 - BOOKS & SUBSCRIPTIONS	-	40	40	100.00%
14062000-47100 - PRINCIPAL ON DEBT	1,492,280	1,546,901	54,621	3.66%
14062000-47202 - INTEREST ON SA BONDS	6,943	6,149	(794)	-11.44%
14062000-47204 - INT REVENUE BONDS SEWER	291,937	250,430	(41,507)	-14.22%
14062000-48300 - GF REIMBURSEMENT	457,001	457,001	-	0.00%
14062000-49101 - GENERAL FUND	19,639	21,415	1,776	9.04%
14062000-49125 - CAPITAL EQUIPMENT	196,000	196,000	-	0.00%
14062000-57300 - BUILDINGS	225,000	125,000	(100,000)	-44.44%
DESIGN OF NEW OFFICE/METER SHOP BUILDING	125,000			
14062000-57500 - EQUIPMENT	322,000	187,000	(135,000)	-41.93%
TOOLCAT	82,000			
(2) TRACTORS	105,000			
<b>TOTAL SEWAGE PUMPING</b>	<b>\$ 7,038,076</b>	<b>\$ 7,298,275</b>	<b>\$ 260,200</b>	<b>3.70%</b>

## UTILITY BILLING SUMMARY

	2024 BUDGET	2025 BUDGET	DOLLAR CHANGE	% CHANGE
SALARIES	\$ 221,193	\$ 229,903	\$ 8,710	3.94%
0.50 CITY TREASURER				
1 FINANCIAL SPECIALIST, SENIOR				
2 FINANCIAL CLERKS, SENIOR				
BENEFITS	115,196	112,998	(2,198)	-1.91%
PROFESSIONAL AND TECHNICAL SERVICES	75,000	-	(75,000)	-100.00%
REPAIR & MAINTENANCE	33,151	39,439	6,288	18.97%
OTHER PURCHASED SERVICES	236,192	244,605	8,413	3.56%
OPERATION SUPPLIES	34,682	27,412	(7,270)	-20.96%
UTILITIES	1,633	1,616	(17)	-1.04%
OTHER	81,269	81,269	-	0.00%
<b>TOTAL UTILITY BILLING</b>	<b>\$ 798,316</b>	<b>\$ 737,241</b>	<b>\$ (61,074)</b>	<b>-7.65%</b>



# UTILITY BILLING LINE ITEMS

	2024 BUDGET	2025 BUDGET	DOLLAR CHANGE	% CHANGE
14063000-41100 - REGULAR EMPLOYEES	\$ 219,993	\$ 228,643	\$ 8,650	3.93%
14063000-41300 - OVERTIME	1,200	1,260	60	5.00%
14063000-42100 - ER'S HEALTH INSURANCE	62,429	62,014	(415)	-0.66%
14063000-42110 - ER'S LIFE INSURANCE	176	172	(4)	-2.27%
14063000-42210 - ER'S MEDICARE	2,770	2,893	123	4.44%
14063000-42300 - ER'S PENSION	32,653	29,323	(3,330)	-10.20%
14063000-42310 - ER'S DEF CONTRIBUTION	4,355	4,690	335	7.69%
14063000-42320 - ER'S NDPERS	10,180	11,070	890	8.74%
14063000-42500 - UNEMPLOYMENT COMP	22	-	(22)	-100.00%
14063000-42600 - WORKERS' COMPENSATION INSUR	105	105	-	0.00%
14063000-42700 - ER'S ST DISABILITY INS	1,560	1,748	188	12.05%
14063000-42900 - ER'S LT DISABILITY INS	946	983	37	3.91%
14063000-43050 - ENGINEERS	75,000	-	(75,000)	-100.00%
14063000-44110 - WATER, SEWER, GARBAGE UTILITY	130	158	28	21.54%
14063000-44350 - IT MTCE & REPAIR AGREEMTS	33,021	39,281	6,260	18.96%
14063000-45201 - GENERAL LIABILITY INSURANCE	2,590	1,798	(792)	-30.59%
14063000-45202 - BUILDING & CONTENTS INSUR	201	914	713	354.96%
14063000-45207 - CYBER SECURITY INSURANCE	399	325	(75)	-18.67%
14063000-45300 - TELEPHONE SERVICES	960	960	0	0.00%
14063000-45800 - TRAVEL COSTS	4,962	7,428	2,466	49.70%
14063000-45900 - EDUCATION & TRAINING	3,300	1,800	(1,500)	-45.45%
14063000-45950 - BANKING & CREDIT CARD FEES	145,000	153,180	8,180	5.64%
14063000-45951 - COLLECTION FEES	8,000	8,200	200	2.50%
14063000-45970 - POSTAGE/SHIPPING	70,780	70,000	(780)	-1.10%
14063000-46101 - DPMT MATERIALS & SUPPLIES	15,050	11,161	(3,889)	-25.84%
14063000-46102 - FURNITURE & EQUIPMENT	2,725	475	(2,250)	-82.57%
14063000-46103 - COPIER & PRINTER SUPPLIES	16,707	15,676	(1,031)	-6.17%
14063000-46105 - CLEANING SUPPLIES	200	100	(100)	-50.00%
14063000-46210 - NATURAL GAS	195	195	-	0.00%
14063000-46220 - ELECTRICITY	1,438	1,421	(17)	-1.18%
14063000-48300 - GF REIMBURSEMENT	81,269	81,269	-	0.00%
<b>TOTAL UTILITY BILLING</b>	<b>\$ 798,316</b>	<b>\$ 737,241</b>	<b>\$ (61,074)</b>	<b>-7.65%</b>


-

-



**This page left blank intentionally.**

---

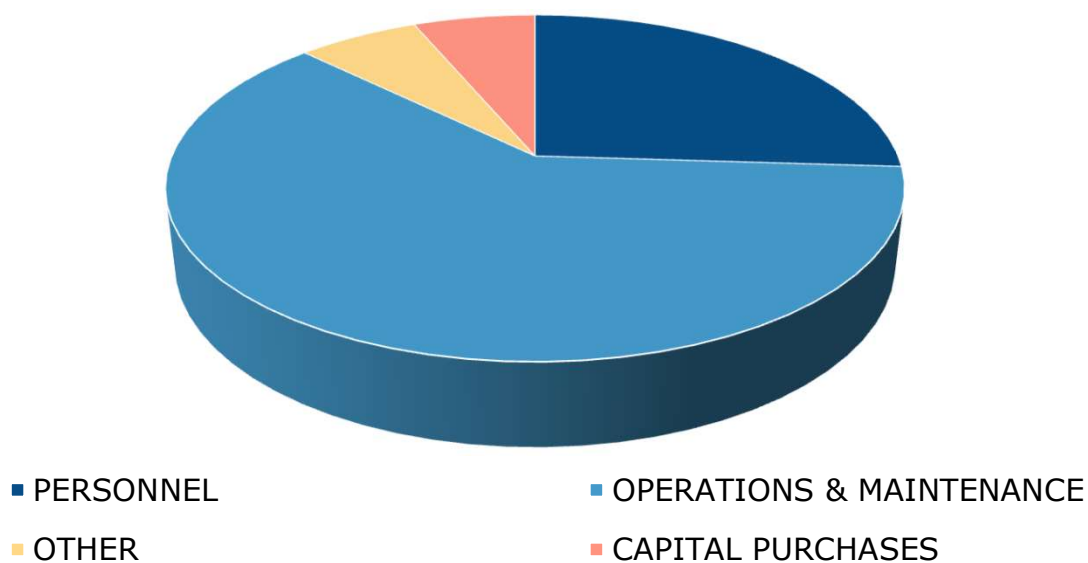


**PARKING RAMPS - REVENUE DETAIL**

	2024 BUDGET	2025 BUDGET	DOLLAR CHANGE	% CHANGE
<b>CITY REVENUES</b>				
15000000- 34100 - CHARGES FOR SERVICES	\$ 85,639	\$ 108,410	\$ 22,771	26.59%
15000000- 36110 - INTEREST REVENUES	-	26,200	26,200	100.00%
15000000- 36200 - RENTS AND ROYALTIES	-	1,512	1,512	100.00%
15000000- 36913 - MISCELLANEOUS	1,168	-	(1,168)	-100.00%
TOTAL CITY REVENUES	86,807	136,122	49,315	56.81%
<b>TRANSFERS BETWEEN FUNDS</b>				
15000000- 39114 - SALES TAX IMPROVEMENTS	-	33,000	33,000	100.00%
TOTAL TRANSFERS BETWEEN FUNDS	-	33,000	33,000	100.00%
RESOURCES AVAILABLE	86,807	169,122	82,315	94.83%
CASH RESERVES	109,632	83,095	(26,537)	-24.21%
TOTAL BUDGETED REVENUE	\$ 196,439	\$ 252,217	\$ 55,778	28.39%
RENAISSANCE PARKING RAMP	\$ 102,531	\$ 125,611	\$ 23,080	22.51%
CENTRAL PARKING RAMP	93,907	126,606	32,698	34.82%
	\$ 196,439	\$ 252,217	\$ 55,778	28.39%

## RENAISSANCE PARKING RAMP SUMMARY

	2024 BUDGET	2025 BUDGET	DOLLAR CHANGE	% CHANGE
SALARIES 0.50 BUILDING & GROUNDS WORKER	\$ 22,900	\$ 21,797	\$ (1,103)	-4.82%
BENEFITS	7,610	10,849	3,239	42.56%
REPAIR & MAINTENANCE	15,743	26,262	10,519	66.82%
OTHER PURCHASED SERVICES	12,782	21,886	9,104	71.22%
OPERATION SUPPLIES	8,975	7,000	(1,975)	-22.01%
UTILITIES	26,540	21,836	(4,704)	-17.72%
OTHER	7,981	7,981	-	0.00%
CAPITAL PURCHASES	-	8,000	8,000	100.00%
<b>TOTAL RENAISSANCE PARKING RAMP</b>	<b>\$ 102,531</b>	<b>\$ 125,611</b>	<b>\$ 23,080</b>	<b>22.51%</b>



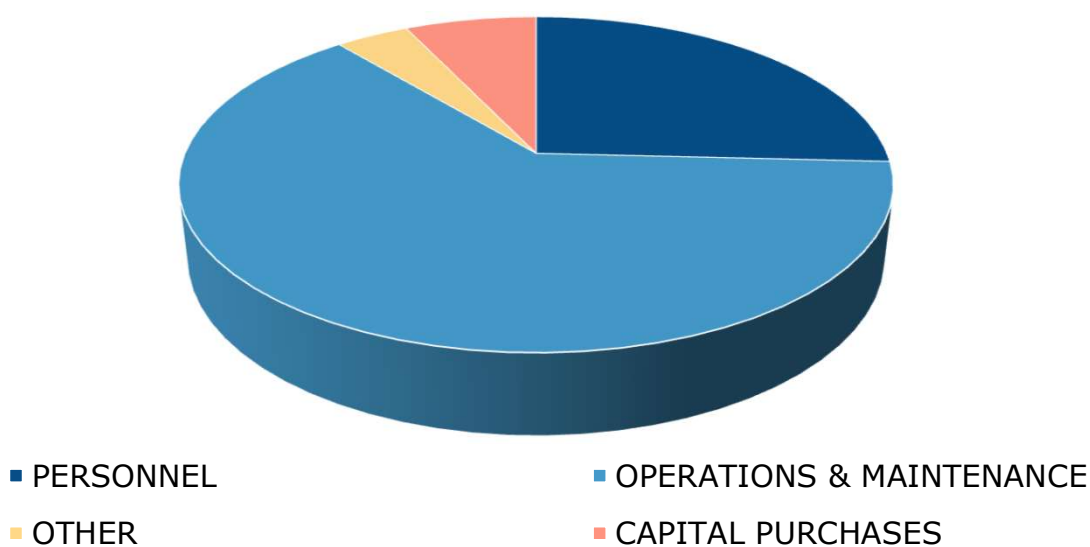


# **RENAISSANCE PARKING RAMP LINE ITEMS**

	2024 BUDGET	2025 BUDGET	DOLLAR CHANGE	% CHANGE
15064000-41100 - REGULAR EMPLOYEES	\$ 22,900	\$ 21,797	(1,103)	-4.82%
15064000-42100 - ER'S HEALTH INSURANCE	5,058	8,261	3,203	63.33%
15064000-42110 - ER'S LIFE INSURANCE	25	25	-	0.00%
15064000-42210 - ER'S MEDICARE	309	284	(25)	-8.09%
15064000-42320 - ER'S NDPERS	2,120	2,018	(102)	-4.81%
15064000-42700 - ER'S ST DISABILITY INS	-	167	167	100.00%
15064000-42900 - ER'S LT DISABILITY INS	98	94	(4)	-4.08%
15064000-44320 - STRUCTURE RPR & MTCE	2,500	2,500	-	0.00%
15064000-44321 - PLUMBING SYSTEM RPR & MTCE	-	500	500	100.00%
15064000-44322 - HVAC RPR & MTCE	5,193	8,000	2,807	54.05%
15064000-44323 - ELECTRICAL RPR & MTCE	250	8,500	8,250	3300.00%
15064000-44327 - SECURITY SYSTEM RPR & MTCE	1,300	2,100	800	61.54%
15064000-44330 - VEHICLE & EQUIPMENT REPAIR	6,500	3,000	(3,500)	-53.85%
15064000-44350 - IT MTCE & REPAIR AGREEMTS	-	1,662	1,662	100.00%
15064000-45201 - GENERAL LIABILITY INSURANCE	194	193	(1)	-0.41%
15064000-45202 - BUILDING & CONTENTS INSUR	8,054	17,535	9,481	117.72%
15064000-45204 - INLAND MARINE INSURANCE	19	18	(1)	-2.74%
15064000-45207 - CYBER SECURITY INSURANCE	-	46	46	100.00%
15064000-45300 - TELEPHONE SERVICES	2,897	3,000	103	3.54%
15064000-45950 - BANKING & CREDIT CARD FEES	1,618	1,094	(524)	-32.39%
15064000-46101 - DPMT MATERIALS & SUPPLIES	2,500	2,000	(500)	-20.00%
15064000-46102 - FURNITURE & EQUIPMENT	5,475	4,000	(1,475)	-26.94%
15064000-46105 - CLEANING SUPPLIES	1,000	1,000	-	0.00%
15064000-46210 - NATURAL GAS	5,348	5,348	-	0.00%
15064000-46220 - ELECTRICITY	21,192	16,488	(4,704)	-22.20%
15064000-48300 - GF REIMBURSEMENT	7,981	7,981	-	0.00%
15064000-57500 - EQUIPMENT	-	8,000	8,000	100.00%
EXTERIOR CAMERAS	8,000			
<b>TOTAL RENAISSANCE PARKING RAMP</b>	<b>\$ 102,531</b>	<b>\$ 125,611</b>	<b>\$ 23,080</b>	<b>22.51%</b>

## CENTRAL PARKING RAMP SUMMARY

	2024 BUDGET	2025 BUDGET	DOLLAR CHANGE	% CHANGE
SALARIES 0.50 BUILDING & GROUNDS WORKER	\$ 22,900	\$ 21,797	\$ (1,103)	-4.82%
BENEFITS	7,610	10,849	3,239	42.56%
REPAIR & MAINTENANCE	15,743	34,862	19,119	121.44%
OTHER PURCHASED SERVICES	12,374	21,896	9,521	76.94%
OPERATION SUPPLIES	8,975	3,500	(5,475)	-61.00%
UTILITIES	21,372	19,677	(1,695)	-7.93%
OTHER	4,933	5,025	92	1.86%
CAPITAL PURCHASES	-	9,000	9,000	100.00%
<b>TOTAL CENTRAL PARKING RAMP</b>	<b>\$ 93,907</b>	<b>\$ 126,606</b>	<b>\$ 32,698</b>	<b>34.82%</b>




# CENTRAL PARKING RAMP LINE ITEMS

	2024 BUDGET	2025 BUDGET	DOLLAR CHANGE	% CHANGE
15065000-41100 - REGULAR EMPLOYEES	\$ 22,900	\$ 21,797	(1,103)	-4.82%
15065000-42100 - ER'S HEALTH INSURANCE	5,058	8,261	3,203	63.33%
15065000-42110 - ER'S LIFE INSURANCE	25	25	-	0.00%
15065000-42210 - ER'S MEDICARE	309	284	(25)	-8.09%
15065000-42320 - ER'S NDPERS	2,120	2,018	(102)	-4.81%
15065000-42700 - ER'S ST DISABILITY INS	-	167	167	100.00%
15065000-42900 - ER'S LT DISABILITY INS	98	94	(4)	-4.08%
15065000-44320 - STRUCTURE RPR & MTCE	2,500	2,500	-	0.00%
15065000-44321 - PLUMBING SYSTEM RPR & MTCE	-	500	500	100.00%
15065000-44322 - HVAC RPR & MTCE	5,193	8,000	2,807	54.05%
15065000-44323 - ELECTRICAL RPR & MTCE	250	8,500	8,250	3300.00%
15065000-44327 - SECURITY SYSTEM RPR & MTCE	1,300	5,800	4,500	346.15%
15065000-44330 - VEHICLE & EQUIPMENT REPAIR	6,500	7,000	500	7.69%
15065000-44350 - IT MTCE & REPAIR AGREEMTS	-	2,562	2,562	100.00%
15065000-45201 - GENERAL LIABILITY INSURANCE	190	49	(141)	-74.03%
15065000-45202 - BUILDING & CONTENTS INSUR	8,054	17,535	9,481	117.72%
15065000-45204 - INLAND MARINE INSURANCE	19	18	(1)	-2.84%
15065000-45207 - CYBER SECURITY INSURANCE	-	46	46	100.00%
15065000-45300 - TELEPHONE SERVICES	2,897	3,000	103	3.54%
15065000-45950 - BANKING & CREDIT CARD FEES	1,214	1,247	33	2.72%
15065000-46101 - DPMT MATERIALS & SUPPLIES	2,500	2,500	-	0.00%
15065000-46102 - FURNITURE & EQUIPMENT	5,475	-	(5,475)	-100.00%
15065000-46105 - CLEANING SUPPLIES	1,000	1,000	-	0.00%
15065000-46210 - NATURAL GAS	2,568	2,568	-	0.00%
15065000-46220 - ELECTRICITY	18,804	17,109	(1,695)	-9.01%
15065000-48300 - GF REIMBURSEMENT	4,933	5,025	92	1.86%
15065000-57500 - EQUIPMENT	-	9,000	9,000	100.00%
EXTERIOR CAMERAS	9,000			
<b>TOTAL CENTRAL PARKING RAMP</b>	<b>\$ 93,907</b>	<b>\$ 126,606</b>	<b>\$ 32,698</b>	<b>34.82%</b>



**This page left blank intentionally.**

---

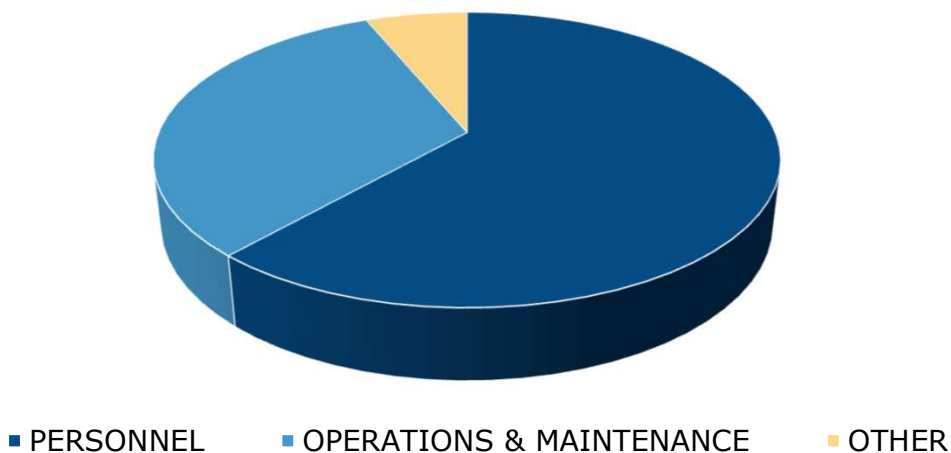


# **PUBLIC TRANSPORTATION - REVENUE DETAIL**

	2024 BUDGET	2025 BUDGET	DOLLAR CHANGE	% CHANGE
<b>FEDERAL REVENUES</b>				
20500000- 33100 - FEDERAL OPERATING REVENUES	\$ 870,324	\$ 926,471	\$ 56,147	6.45%
TOTAL FEDERAL REVENUES	870,324	926,471	56,147	6.45%
<b>STATE REVENUES</b>				
20500000- 33400 - STATE OPERATING REVENUES	24,898	50,719	25,821	103.71%
TOTAL STATE REVENUES	24,898	50,719	25,821	103.71%
<b>OTHER AGENCY REVENUES</b>				
20500000- 33600 - LOCAL OPERATING REVENUES	6,000	6,000	-	0.00%
	6,000	6,000	-	0.00%
<b>CITY REVENUES</b>				
20500000- 34100 - CHARGES FOR SERVICES	63,609	75,000	11,391	17.91%
20500000- 36110 - INTEREST REVENUES	-	33,421	33,421	100.00%
20500000- 36904 - PAYROLL FORFEITURES	1,158	-	(1,158)	-100.00%
20500000- 36908 - ADVERTISING REVENUE	7,800	7,800	-	0.00%
20500000- 36913 - MISCELLANEOUS	6,758	-	(6,758)	-100.00%
TOTAL CITY REVENUES	79,325	116,221	36,896	46.51%
RESOURCES AVAILABLE	980,547	1,099,411	118,864	12.12%
CASH RESERVES	97,834	-	(97,834)	-100.00%
20500000- 31100 - GENERAL PROPERTY TAXES	656,946	624,939	(32,007)	-4.87%
TOTAL BUDGETED REVENUE	\$ 1,735,327	\$ 1,724,349	\$ (10,977)	-0.63%
MILL LEVY	2.76	2.52	(0.24)	-8.72%

## PUBLIC TRANSPORTATION SUMMARY

	2024 BUDGET	2025 BUDGET	DOLLAR CHANGE	% CHANGE
SALARIES	\$ 795,055	\$ 750,590	\$ (44,465)	-5.59%
1 BUS SERVICES SUPERINTENDENT				
1 BUS SERVICES FOREMAN/MECHANIC				
1 MECHANIC				
7 BUS DRIVERS				
0.75 ADMINISTRATIVE CLERK/BUS DRIVER, SENIOR				
0.50 PARTS SPECIALIST/BUS DRIVER				
0.16 PUBLIC WORKS OPERATIONS DIRECTOR				
0.25 OFFICE & ADMINISTRATIVE SPECIALIST				
BENEFITS	336,857	311,787	(25,070)	-7.44%
PROFESSIONAL AND TECHNICAL SERVICES	41,260	54,260	13,000	31.51%
REPAIR & MAINTENANCE	182,020	214,492	32,472	17.84%
OTHER PURCHASED SERVICES	67,300	73,556	6,256	9.30%
OPERATION SUPPLIES	19,000	22,774	3,774	19.86%
UTILITIES	18,813	21,712	2,899	15.41%
FUEL	167,045	167,201	156	0.09%
OTHER	107,977	107,977	-	0.00%
<b>TOTAL PUBLIC TRANSPORTATION</b>	<b>\$ 1,735,327</b>	<b>\$ 1,724,349</b>	<b>\$ (10,977)</b>	<b>-0.63%</b>




# **PUBLIC TRANSPORTATION LINE ITEMS**

	2024 BUDGET	2025 BUDGET	DOLLAR CHANGE	% CHANGE
20566000-41100 - REGULAR EMPLOYEES	\$ 742,555	\$ 695,465	\$ (47,090)	-6.34%
20566000-41200 - TEMP & PART-TIME EMPLOYEES	45,000	47,250	2,250	5.00%
20566000-41300 - OVERTIME	7,500	7,875	375	5.00%
20566000-42100 - ER'S HEALTH INSURANCE	181,916	163,203	(18,713)	-10.29%
20566000-42110 - ER'S LIFE INSURANCE	599	571	(28)	-4.67%
20566000-42200 - ER'S SOCIAL SECURITY	2,790	2,930	140	5.02%
20566000-42210 - ER'S MEDICARE	10,201	9,738	(463)	-4.54%
20566000-42300 - ER'S PENSION	72,894	69,208	(3,686)	-5.06%
20566000-42310 - ER'S DEF CONTRIBUTION	9,784	-	(9,784)	-100.00%
20566000-42320 - ER'S NDPERS	45,939	53,370	7,431	16.18%
20566000-42500 - UNEMPLOYMENT COMP	367	566	199	54.22%
20566000-42600 - WORKERS' COMPENSATION INSUR	3,908	3,908	-	0.00%
20566000-42700 - ER'S ST DISABILITY INS	5,266	5,303	37	0.70%
20566000-42900 - ER'S LT DISABILITY INS	3,193	2,990	(203)	-6.36%
20566000-43030 - AUDITORS	-	6,000	6,000	100.00%
20566000-43060 - MONITORING	5,400	5,400	-	0.00%
20566000-43300 - OTHER PROFESSIONAL SERVICES	34,560	41,560	7,000	20.25%
20566000-43900 - MEMBERSHIPS & ASSOCIATIONS	1,300	1,300	-	0.00%
20566000-44110 - WATER, SEWER, GARBAGE UTILITY	-	231	231	100.00%
20566000-44320 - STRUCTURE RPR & MTCE	13,500	8,600	(4,900)	-36.30%
20566000-44330 - VEHICLE & EQUIPMENT REPAIR	130,000	155,000	25,000	19.23%
20566000-44350 - IT MTCE & REPAIR AGREEMTS	38,520	50,661	12,141	31.52%
20566000-45201 - GENERAL LIABILITY INSURANCE	4,917	3,600	(1,317)	-26.78%
20566000-45202 - BUILDING & CONTENTS INSUR	1,182	3,593	2,411	203.98%
20566000-45203 - AUTOMOTIVE INSURANCE	37,668	41,288	3,620	9.61%
20566000-45204 - INLAND MARINE INSURANCE	265	905	640	241.43%
20566000-45207 - CYBER SECURITY INSURANCE	1,463	1,104	(359)	-24.51%
20566000-45300 - TELEPHONE SERVICES	655	1,155	500	76.47%
20566000-45400 - ADVERTISING	5,500	-	(5,500)	100.00%
20566000-45800 - TRAVEL COSTS	7,000	10,000	3,000	42.86%
20566000-45900 - EDUCATION & TRAINING	4,500	6,000	1,500	33.33%
20566000-45920 - WEARING APPAREL	1,600	2,980	1,380	86.25%
20566000-45930 - TOOL ALLOWANCE	1,800	1,800	-	0.00%
20566000-45940 - TOWING	500	500	-	0.00%
20566000-45950 - BANKING & CREDIT CARD FEES	200	580	380	190.00%
20566000-45970 - POSTAGE/SHIPPING	50	50	-	0.00%
20566000-46101 - DPMT MATERIALS & SUPPLIES	7,500	8,000	500	6.67%
20566000-46102 - FURNITURE & EQUIPMENT	6,500	9,774	3,274	50.37%
20566000-46115 - FLEET LABOR	5,000	5,000	-	0.00%
20566000-46210 - NATURAL GAS	5,730	5,730	-	0.00%
20566000-46220 - ELECTRICITY	13,083	15,982	2,899	22.16%
20566000-46261 - DIESEL	160,000	160,000	-	0.00%
20566000-46262 - UNLEADED	7,045	7,201	156	2.21%
20566000-48300 - GF REIMBURSEMENT	107,977	107,977	-	0.00%
<b>TOTAL PUBLIC TRANSPORTATION</b>	<b>\$ 1,735,327</b>	<b>\$ 1,724,349</b>	<b>\$ (10,977)</b>	<b>-0.63%</b>



**This page left blank intentionally.**

---



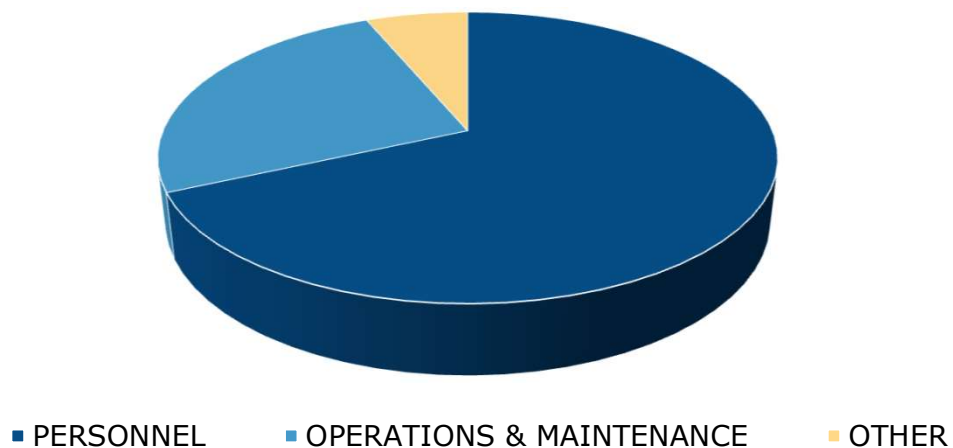


**LIBRARY - REVENUE DETAIL**

	2024 BUDGET	2025 BUDGET	DOLLAR CHANGE	% CHANGE
<b>STATE REVENUES</b>				
21000000- 33400 - STATE OPERATING REVENUES	\$ 59,567	\$ 42,280	\$ (17,287)	-29.02%
TOTAL STATE REVENUES	59,567	42,280	(17,287)	-29.02%
<b>CITY REVENUES</b>				
21000000- 35150 - LIBRARY FINES	5,500	5,500	-	0.00%
21000000- 36110 - INTEREST REVENUES	-	21,946	21,946	100.00%
21000000- 36400 - CONTRIBUTIONS AND DONATIONS	10,000	10,000	-	0.00%
21000000- 36911 - COPY MACHINE REVENUE	9,953	11,329	1,376	13.82%
21000000- 36913 - MISCELLANEOUS	14,218	13,077	(1,141)	-8.03%
TOTAL CITY REVENUES	39,671	61,852	22,181	55.91%
<b>TRANSFERS BETWEEN FUNDS</b>				
21000000- 39114 - SALES TAX IMPROVEMENTS	-	188,333	188,333	100.00%
TOTAL TRANSFERS BETWEEN FUNDS	-	188,333	188,333	100.00%
RESOURCES AVAILABLE	99,238	292,464	193,226	194.71%
21000000- 31100 - GENERAL PROPERTY TAXES	1,773,365	1,877,265	103,900	5.86%
TOTAL BUDGETED REVENUE	<u>\$ 1,872,603</u>	<u>\$ 2,169,729</u>	<u>\$ 297,126</u>	<u>15.87%</u>
MILL LEVY	7.46	7.57	0.12	1.57%

## LIBRARY SUMMARY

	2024 BUDGET	2025 BUDGET	DOLLAR CHANGE	% CHANGE
SALARIES	\$ 1,042,843	\$ 1,165,834	\$ 122,991	11.79%
1 LIBRARY DIRECTOR				
3 LIBRARIANS, SENIOR				
2 LIBRARIANS				
5 LIBRARY ASSOCIATES II				
2.92 LIBRARY ASSOCIATES I				
1 LIBRARY BUILDING & GROUNDS WORKER, SENIOR				
1 LIBRARY BUILDING & GROUNDS WORKER				
1 ADMINISTRATIVE CLERK				
BENEFITS	299,028	316,592	17,564	5.87%
PROFESSIONAL AND TECHNICAL SERVICES	97,448	2,313	(95,135)	-97.63%
INFRASTRUCTURE MAINTENANCE	980	1,000	20	2.04%
REPAIR & MAINTENANCE	64,557	269,532	204,975	317.51%
OTHER PURCHASED SERVICES	62,192	72,107	9,915	15.94%
OPERATION SUPPLIES	132,165	149,556	17,391	13.16%
UTILITIES	54,895	54,895	-	0.00%
FUEL	100	100	-	0.00%
OTHER	118,395	137,799	19,404	16.39%
<b>TOTAL LIBRARY</b>	<b>\$ 1,872,603</b>	<b>\$ 2,169,729</b>	<b>\$ 297,126</b>	<b>15.87%</b>




## LIBRARY LINE ITEMS

	2024 BUDGET	2025 BUDGET	DOLLAR CHANGE	% CHANGE
21067000-41100 - REGULAR EMPLOYEES	\$ 912,344	\$ 1,057,315	\$ 144,971	15.89%
21067000-41200 - TEMP & PART-TIME EMPLOYEES	130,499	107,519	(22,980)	-17.61%
21067000-41300 - OVERTIME	-	1,000	1,000	100.00%
21067000-42100 - ER'S HEALTH INSURANCE	209,266	215,802	6,536	3.12%
21067000-42110 - ER'S LIFE INSURANCE	784	833	49	6.25%
21067000-42200 - ER'S SOCIAL SECURITY	64,656	72,220	7,564	11.70%
21067000-42210 - ER'S MEDICARE	14,805	16,609	1,804	12.19%
21067000-42500 - UNEMPLOYMENT COMP	47	47	-	0.00%
21067000-42600 - WORKERS' COMPENSATION INSUR	3,000	3,000	-	0.00%
21067000-42700 - ER'S ST DISABILITY INS	6,470	8,081	1,611	24.90%
21067000-43040 - CONSULTANTS	95,000	-	(95,000)	-100.00%
21067000-43300 - OTHER PROFESSIONAL SERVICES	760	700	(60)	-7.89%
21067000-43900 - MEMBERSHIPS & ASSOCIATIONS	1,688	1,613	(75)	-4.44%
21067000-44110 - WATER, SEWER, GARBAGE UTILITY	3,300	4,138	838	25.39%
21067000-44200 - CLEANING AND RESTORATION	-	500	500	100.00%
21067000-44220 - THIRD PARTY SNOW REMOVAL	2,258	2,528	271	11.98%
21067000-44240 - THIRD PARTY LAWN & GROUNDS	810	925	115	14.20%
21067000-44320 - STRUCTURE RPR & MTCE	10,028	188,333	178,305	1778.07%
21067000-44321 - PLUMBING SYSTEM RPR & MTCE	1,892	2,892	1,000	52.82%
21067000-44322 - HVAC RPR & MTCE	4,184	4,184	-	0.00%
21067000-44323 - ELECTRICAL RPR & MTCE	1,240	2,840	1,600	129.03%
21067000-44324 - ELEVATOR RPR & MTCE	5,049	7,853	2,804	55.53%
21067000-44325 - PEST CONTROL RPR & MTCE	515	515	-	0.00%
21067000-44326 - IRRIGATION/GROUNDS RPR & MTCE	100	100	-	0.00%
21067000-44327 - SECURITY SYSTEM RPR & MTCE	600	10,600	10,000	1666.67%
21067000-44330 - VEHICLE & EQUIPMENT REPAIR	21,546	9,500	(12,046)	-55.91%
21067000-44350 - IT MTCE & REPAIR AGREEMTS	13,035	34,624	21,589	165.62%
21067000-44400 - RENTALS	980	1,000	20	2.04%
21067000-45201 - GENERAL LIABILITY INSURANCE	6,453	6,776	323	5.00%
21067000-45202 - BUILDING & CONTENTS INSUR	7,070	12,958	5,888	83.29%
21067000-45204 - INLAND MARINE INSURANCE	13	12	(1)	-6.46%
21067000-45205 - COVERAGE FOR FLOOD INSURANCE	4,362	4,580	218	5.00%
21067000-45207 - CYBER SECURITY INSURANCE	2,129	2,342	213	10.00%
21067000-45300 - TELEPHONE SERVICES	10,544	11,366	822	7.80%
21067000-45400 - ADVERTISING	4,176	4,176	-	0.00%
21067000-45800 - TRAVEL COSTS	11,245	11,245	-	0.00%
21067000-45900 - EDUCATION & TRAINING	3,639	3,639	-	0.00%
21067000-45950 - BANKING & CREDIT CARD FEES	1,090	1,500	410	37.61%
21067000-45951 - COLLECTION FEES	875	875	-	0.00%
21067000-45970 - POSTAGE/SHIPPING	10,596	12,638	2,042	19.27%
21067000-46101 - DPMT MATERIALS & SUPPLIES	8,798	12,798	4,000	45.46%
21067000-46102 - FURNITURE & EQUIPMENT	22,430	24,186	1,756	7.83%
21067000-46103 - COPIER & PRINTER SUPPLIES	4,001	5,000	999	24.97%
21067000-46105 - CLEANING SUPPLIES	3,700	3,700	-	0.00%
21067000-46210 - NATURAL GAS	8,895	8,895	-	0.00%
21067000-46220 - ELECTRICITY	46,000	46,000	-	0.00%
21067000-46262 - UNLEADED	100	100	-	0.00%
21067000-46400 - BOOKS & SUBSCRIPTIONS	93,236	103,872	10,636	11.41%
21067000-48206 - LIBRARY MEMORIAL FUNDS	12,000	15,000	3,000	25.00%
21067000-48300 - GF REIMBURSEMENT	106,395	122,799	16,404	15.42%
<b>TOTAL LIBRARY</b>	<b>\$ 1,872,603</b>	<b>\$ 2,169,729</b>	<b>\$ 297,126</b>	<b>15.87%</b>



**This page left blank intentionally.**

---

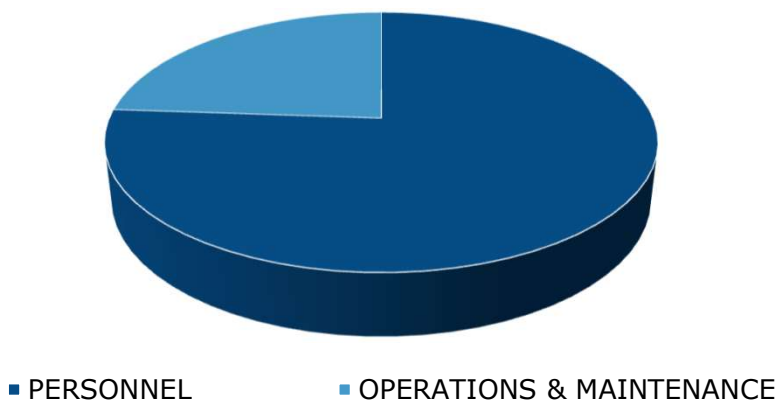


**NAWS BIOTA PLANT - REVENUE DETAIL**

	2024 BUDGET	2025 BUDGET	DOLLAR CHANGE	% CHANGE
<b>FEDERAL REVENUES</b>				
22000000- 33100 - FEDERAL OPERATING REVENUES	\$ 3,622,285	\$ 1,451,360	\$ (2,170,925)	-59.93%
TOTAL FEDERAL REVENUES	3,622,285	1,451,360	(2,170,925)	-59.93%
RESOURCES AVAILABLE	3,622,285	1,451,360	(2,170,925)	-59.93%
TOTAL BUDGETED REVENUE	<u>\$ 3,622,285</u>	<u>\$ 1,451,360</u>	<u>\$ (2,170,925)</u>	<u>-59.93%</u>

## NAWS BIOTA PLANT SUMMARY

	2024 BUDGET	2025 BUDGET	DOLLAR CHANGE	% CHANGE
SALARIES	\$ 140,299	\$ 715,562	\$ 575,263	410.03%
1 WATER PLANT FOREMAN				
3 WATER PLANT OPERATORS, LEAD				
3 WATER PLANT OPERATORS II				
7 WATER PLANT OPERATORS I				
1 WATER PLANT INSTRUMENTATION TECH				
BENEFITS	81,126	389,123	307,997	379.65%
PROFESSIONAL AND TECHNICAL SERVICES	281,700	5,000	(276,700)	-98.23%
REPAIR & MAINTENANCE	136,900	73,700	(63,200)	-46.17%
OTHER PURCHASED SERVICES	133,760	15,795	(117,965)	-88.19%
OPERATION SUPPLIES	2,848,500	252,180	(2,596,320)	-91.15%
<b>TOTAL NAWS BIOTA PLANT</b>	<b>\$ 3,622,285</b>	<b>\$ 1,451,360</b>	<b>\$ (2,170,925)</b>	<b>-59.93%</b>




**NAWS BIOTA PLANT LINE ITEMS**

	2024 BUDGET	2025 BUDGET	DOLLAR CHANGE	% CHANGE
22060100-41100 - REGULAR EMPLOYEES	\$ 140,299	\$ 715,562	\$ 575,263	410.03%
22060100-42100 - ER'S HEALTH INSURANCE	64,703	304,893	240,190	371.22%
22060100-42110 - ER'S LIFE INSURANCE	147	735	588	400.00%
22060100-42210 - ER'S MEDICARE	1,686	8,688	7,002	415.30%
22060100-42320 - ER'S NDPERS	12,992	66,261	53,269	410.01%
22060100-42700 - ER'S ST DISABILITY INS	995	5,469	4,474	449.65%
22060100-42900 - ER'S LT DISABILITY INS	603	3,077	2,474	410.28%
22060100-43040 - CONSULTANTS	250,000	-	(250,000)	-100.00%
22060100-43060 - MONITORING	14,000	5,000	(9,000)	-64.29%
22060100-43200 - PROFESSIONAL TESTING	15,000	-	(15,000)	-100.00%
22060100-43300 - OTHER PROFESSIONAL SERVICES	700	-	(700)	-100.00%
22060100-43900 - MEMBERSHIPS & ASSOCIATIONS	2,000	-	(2,000)	-100.00%
22060100-44110 - WATER, SEWER, GARBAGE UTILITY	2,400	-	(2,400)	-100.00%
22060100-44210 - THIRD PARTY DISPOSAL	2,000	3,600	1,600	80.00%
22060100-44220 - THIRD PARTY SNOW REMOVAL	10,000	-	(10,000)	-100.00%
22060100-44320 - STRUCTURE RPR & MTCE	20,000	-	(20,000)	-100.00%
22060100-44322 - HVAC RPR & MTCE	40,000	25,000	(15,000)	-37.50%
22060100-44323 - ELECTRICAL RPR & MTCE	10,000	-	(10,000)	-100.00%
22060100-44325 - PEST CONTROL RPR & MTCE	2,500	100	(2,400)	-96.00%
22060100-44330 - VEHICLE & EQUIPMENT REPAIR	20,000	-	(20,000)	-100.00%
22060100-44400 - RENTALS	30,000	45,000	15,000	50.00%
22060100-45201 - GENERAL LIABILITY INSURANCE	2,500	-	(2,500)	-100.00%
22060100-45202 - BUILDING & CONTENTS INSUR	54,000	-	(54,000)	-100.00%
22060100-45203 - AUTOMOTIVE INSURANCE	1,000	1,300	300	30.00%
22060100-45300 - TELEPHONE SERVICES	4,320	4,320	-	0.00%
22060100-45800 - TRAVEL COSTS	2,940	3,675	735	25.00%
22060100-45900 - EDUCATION & TRAINING	2,000	2,500	500	25.00%
22060100-45920 - WEARING APPAREL	1,000	1,000	-	0.00%
22060100-45930 - TOOL ALLOWANCE	60,000	3,000	(57,000)	-95.00%
22060100-45970 - POSTAGE/SHIPPING	6,000	-	(6,000)	-100.00%
22060100-46101 - DPMT MATERIALS & SUPPLIES	50,000	64,280	14,280	28.56%
22060100-46102 - FURNITURE & EQUIPMENT	2,500	-	(2,500)	-100.00%
22060100-46103 - COPIER & PRINTER SUPPLIES	1,000	-	(1,000)	-100.00%
22060100-46105 - CLEANING SUPPLIES	4,000	-	(4,000)	-100.00%
22060100-46110 - WATER TREATMENT SUPPLIES	1,800,000	100,000	(1,700,000)	-94.44%
22060100-46115 - FLEET LABOR	5,000	1,000	(4,000)	-80.00%
22060100-46210 - NATURAL GAS	50,000	25,000	(25,000)	-50.00%
22060100-46220 - ELECTRICITY	900,000	45,000	(855,000)	-95.00%
22060100-46240 - GENERATOR FUEL	-	1,500	1,500	100.00%
22060100-46261 - DIESEL	36,000	5,400	(30,600)	-85.00%
22060100-46262 - UNLEADED	-	10,000	10,000	100.00%
<b>TOTAL NAWS BIOTA PLANT</b>	<b>\$ 3,622,285</b>	<b>\$ 1,451,360</b>	<b>\$ (2,170,925)</b>	<b>-59.93%</b>



**This page left blank intentionally.**

---



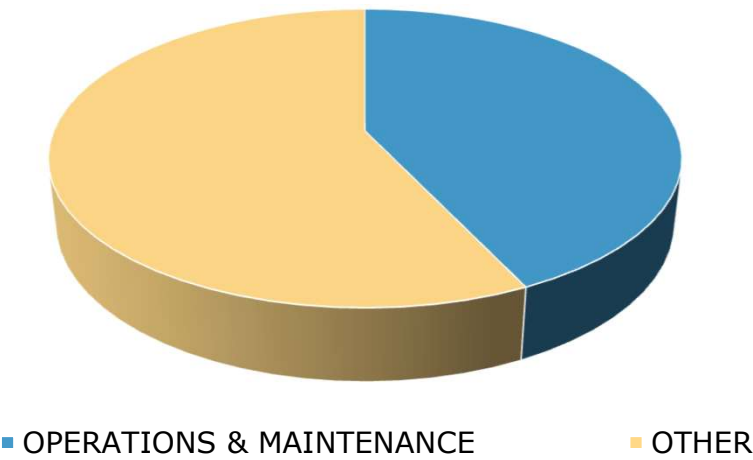


**FLOOD CONTROL MAINTENANCE - REVENUE DETAIL**

	2024 BUDGET	2025 BUDGET	DOLLAR CHANGE	% CHANGE
<b>CITY REVENUES</b>				
22500000- 34100 - CHARGES FOR SERVICES	\$ 354,288	\$ 354,288	\$ -	0.00%
TOTAL FEDERAL REVENUES	354,288	354,288	-	0.00%
<b>TRANSFERS BETWEEN FUNDS</b>				
22500000- 39118 - SALES TAX INFRASTRUCTURE	256,315	402,914	146,599	57.19%
TOTAL TRANSFERS BETWEEN FUNDS	256,315	402,914	146,599	57.19%
RESOURCES AVAILABLE	610,603	757,202	146,599	24.01%
TOTAL BUDGETED REVENUE	<u>\$ 610,603</u>	<u>\$ 757,202</u>	<u>\$ 146,599</u>	<u>24.01%</u>

**FLOOD CONTROL MAINTENANCE SUMMARY**

	2024 BUDGET	2025 BUDGET	DOLLAR CHANGE	% CHANGE
INFRASTRUCTURE MAINTENANCE	\$ 325,000	\$ 325,000	\$ -	0.00%
TRANSFERS BETWEEN FUNDS	285,603	432,202	146,599	51.33%
<b>TOTAL FLOOD CONTROL MAINTENANCE</b>	<b>\$ 610,603</b>	<b>\$ 757,202</b>	<b>\$ 146,599</b>	<b>24.01%</b>




**FLOOD CONTROL MAINTENANCE LINE ITEMS**

	2024 BUDGET	2025 BUDGET	DOLLAR CHANGE	% CHANGE
22570000-44509 - LEVEE MAINTENANCE	\$ 325,000	\$ 325,000	\$ -	0.00%
22570000-49101 - GENERAL FUND	146,303	279,162	132,859	90.81%
22570000-49106 - WATER/SEWER/STORM SEWER	139,300	153,040	13,740	9.86%
<b>TOTAL FLOOD CONTROL MAINTENANCE</b>	<b>\$ 610,603</b>	<b>\$ 757,202</b>	<b>\$ 146,599</b>	<b>24.01%</b>



**This page left blank intentionally.**

---



**EMERGENCY FUND - REVENUE DETAIL**

	2024 BUDGET	2025 BUDGET	DOLLAR CHANGE	% CHANGE
<b>CITY REVENUES</b>				
23000000- 36110 - INTEREST REVENUES	-	57,400	57,400	100.00%
TOTAL CITY REVENUES	-	57,400	57,400	100.00%
RESOURCES AVAILABLE	-	57,400	57,400	100.00%
CASH RESERVES	-	300,000	300,000	100.00%
TOTAL BUDGETED REVENUE	<u>\$ -</u>	<u>\$ 357,400</u>	<u>\$ 357,400</u>	<u>100.00%</u>

**EMERGENCY FUND SUMMARY**

	2024 BUDGET	2025 BUDGET	DOLLAR CHANGE	% CHANGE
TRANSFERS BETWEEN FUNDS	\$ -	\$ 357,400	\$ 357,400	100.00%
<b>TOTAL EMERGENCY FUND</b>	<b>\$ -</b>	<b>\$ 357,400</b>	<b>\$ 357,400</b>	<b>100.00%</b>


**EMERGENCY FUND LINE ITEMS**

	2024 BUDGET	2025 BUDGET	DOLLAR CHANGE	% CHANGE
23040000-49101 - GENERAL FUND	\$ -	\$ 357,400	\$ 357,400	100.00%
<b>TOTAL EMERGENCY FUND</b>	<b>\$ -</b>	<b>\$ 357,400</b>	<b>\$ 357,400</b>	<b>100.00%</b>



**This page left blank intentionally.**

---



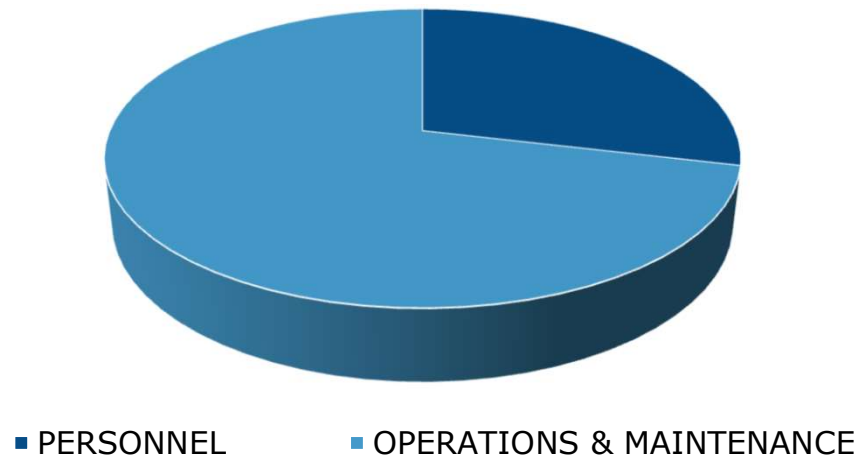


**CENTRAL DAKOTA METROPOLITAN PLANNING ORGANIZATION - REVENUE DETAIL**

	<u>2024 BUDGET</u>	<u>2025 BUDGET</u>	<u>DOLLAR CHANGE</u>	<u>% CHANGE</u>
<b>FEDERAL REVENUES</b>				
23500000- 33100 - FEDERAL OPERATING REVENUES	<u>\$ -</u>	<u>\$ 499,228</u>	<u>\$ 499,228</u>	<u>100.00%</u>
TOTAL FEDERAL REVENUES	<u>-</u>	<u>499,228</u>	<u>499,228</u>	<u>100.00%</u>
<b>OTHER AGENCY REVENUES</b>				
23500000- 33600 - LOCAL OPERATING REVENUES	<u>-</u>	<u>38,690</u>	<u>38,690</u>	<u>100.00%</u>
TOTAL OTHER AGENCY REVENUES	<u>-</u>	<u>38,690</u>	<u>38,690</u>	<u>100.00%</u>
<b>TRANSFERS BETWEEN FUNDS</b>				
23500000- 39101 - GENERAL FUND	<u>-</u>	<u>86,117</u>	<u>86,117</u>	<u>100.00%</u>
TOTAL TRANSFERS BETWEEN FUNDS	<u>-</u>	<u>86,117</u>	<u>86,117</u>	<u>100.00%</u>
RESOURCES AVAILABLE	<u>-</u>	<u>624,035</u>	<u>624,035</u>	<u>100.00%</u>
TOTAL BUDGETED REVENUE	<u><u>\$ -</u></u>	<u><u>\$ 624,035</u></u>	<u><u>\$ 624,035</u></u>	<u><u>100.00%</u></u>

## CENTRAL DAKOTA METROPOLITAN PLANNING ORGANIZATION SUMMARY

	2024 BUDGET	2025 BUDGET	DOLLAR CHANGE	% CHANGE
SALARIES	\$ -	\$ 141,658	\$ 141,658	100.00%
1 MPO DIRECTOR				
0.10 ACCOUNTANT, SENIOR				
0.25 ADMINISTRATIVE CLERK				
BENEFITS	-	37,488	37,488	100.00%
PROFESSIONAL AND TECHNICAL SERVICES	-	424,219	424,219	100.00%
REPAIR & MAINTENANCE	-	3,940	3,940	100.00%
OTHER PURCHASED SERVICES	-	13,230	13,230	100.00%
OPERATION SUPPLIES	-	3,500	3,500	100.00%
<b>TOTAL CENTRAL DAKOTA MPO</b>	<b>\$ -</b>	<b>\$ 624,035</b>	<b>\$ 624,035</b>	<b>100.00%</b>



# **CENTRAL DAKOTA METROPOLITAN PLANNING ORGANIZATION LINE ITEMS**

	2024 BUDGET	2025 BUDGET	DOLLAR CHANGE	% CHANGE
23571000-41100 - REGULAR EMPLOYEES	\$ -	\$ 141,658	\$ 141,658	100.00%
23571000-42100 - ER'S HEALTH INSURANCE	-	20,724	20,724	100.00%
23571000-42110 - ER'S LIFE INSURANCE	-	66	66	100.00%
23571000-42210 - ER'S MEDICARE	-	1,888	1,888	100.00%
23571000-42320 - ER'S NDPERS	-	13,118	13,118	100.00%
23571000-42700 - ER'S ST DISABILITY INS	-	1,083	1,083	100.00%
23571000-42900 - ER'S LT DISABILITY INS	-	609	609	100.00%
23571000-43020 - ATTORNEYS	-	7,500	7,500	100.00%
23571000-43040 - CONSULTANTS	-	404,919	404,919	100.00%
23571000-43300 - OTHER PROFESSIONAL SERVICES	-	10,000	10,000	100.00%
23571000-43900 - MEMBERSHIPS & ASSOCIATIONS	-	1,800	1,800	100.00%
23571000-44350 - IT MTCE & REPAIR AGREEMTS	-	840	840	100.00%
23571000-44400 - RENTALS	-	3,100	3,100	100.00%
23571000-45300 - TELEPHONE SERVICES	-	1,500	1,500	100.00%
23571000-45400 - ADVERTISING	-	6,000	6,000	100.00%
23571000-45800 - TRAVEL COSTS	-	4,430	4,430	100.00%
23571000-45900 - EDUCATION & TRAINING	-	800	800	100.00%
23571000-45970 - POSTAGE/SHIPPING	-	500	500	100.00%
23571000-46101 - DPMT MATERIALS & SUPPLIES	-	800	800	100.00%
23571000-46102 - FURNITURE & EQUIPMENT	-	1,500	1,500	100.00%
23571000-46103 - COPIER & PRINTER SUPPLIES	-	700	700	100.00%
23571000-46400 - BOOKS & SUBSCRIPTIONS	-	500	500	100.00%
<b>TOTAL CENTRAL DAKOTA MPO</b>	<b>\$ -</b>	<b>\$ 624,035</b>	<b>\$ 624,035</b>	<b>100.00%</b>

# SALES TAX - FIRST PENNY - REVENUE DETAIL

	2024 BUDGET	2025 BUDGET	DOLLAR CHANGE	% CHANGE
<b>TAX RELIEF FUND (10%)</b>				
25000000- 31300 - SALES TAX COLLECTIONS	\$ 1,150,000	\$ 1,225,000	\$ 75,000	6.52%
25000000- 36110 - INTEREST REVENUES	-	27,928	27,928	100.00%
CASH RESERVES	-	500,000	500,000	100.00%
TOTAL BUDGETED REVENUE	\$ 1,150,000	\$ 1,752,928	602,928	52.43%
<b>ECONOMIC DEVELOPMENT FUND (15%)</b>				
25100000- 31300 - SALES TAX COLLECTIONS	1,725,000	1,837,500	112,500	6.52%
25100000- 36110 - INTEREST REVENUES	-	349,200	349,200	100.00%
25100000- 36200 - RENTS AND ROYALTIES	500	500	-	0.00%
TOTAL BUDGETED REVENUE	1,725,500	2,187,200	461,700	26.76%
<b>IMPROVEMENTS FUND (25%)</b>				
25200000- 31300 - SALES TAX COLLECTIONS	2,875,000	3,062,500	187,500	6.52%
25200000- 36110 - INTEREST REVENUES	-	167,011	167,011	100.00%
CASH RESERVES	141,435	60,728	(80,707)	-57.06%
TOTAL BUDGETED REVENUE	3,016,435	3,290,239	273,804	9.08%
<b>FLOOD CONTROL FUND (50%)</b>				
25300000- 31300 - SALES TAX COLLECTIONS	5,750,000	6,125,000	375,000	6.52%
25300000- 36110 - INTEREST REVENUES	-	425,848	425,848	100.00%
25300000- 39119 - SALES TAX COMM FAC/FLOOD	2,070,000	2,295,229	225,229	10.88%
CASH RESERVES	(2,854,246)	653,505	3,507,751	-122.90%
TOTAL BUDGETED REVENUE	4,965,754	9,499,582	4,533,828	91.30%
<b>TOTAL SALES TAX - FIRST PENNY</b>	<u>\$ 10,857,689</u>	<u>\$ 16,729,949</u>	<u>\$ 5,872,260</u>	<u>54.08%</u>
<b>TOTAL SALES TAX COLLECTIONS</b>	\$ 11,500,000	\$ 12,250,000	\$ 750,000	6.52%

**SALES TAX - FIRST PENNY**

			2024 BUDGET	2025 BUDGET	DOLLAR CHANGE	% CHANGE
<b>TAX RELIEF FUND</b>						
25072000-	49101 - GENERAL FUND		\$ 1,150,000	\$ 1,752,928	\$ 602,928	52.43%
	TOTAL TAX RELIEF FUND		1,150,000	1,752,928	602,928	52.43%
<b>ECONOMIC DEVELOPMENT FUND</b>						
25172000-	43030 - AUDITORS		6,800	10,000	3,200	47.06%
25172000-	43040 - CONSULTANTS		702,150	733,400	31,250	4.45%
	MACEDC CONTRACT	665,900				
	SOURIS BASIN PLANNING COUNCIL	20,000				
	RETAIL COACH AGREEMENT (YEAR 3)	47,500				
25172000-	46400 - BOOKS & SUBSCRIPTIONS		4,500	4,500	-	0.00%
25172000-	48100 - COMMUNITY CONTRIBUTIONS		417,590	1,341,300	923,710	221.20%
	FAÇADE IMPROVEMENT PROGRAM	302,000				
	STATE PROGRAM MATCHING FUNDS	1,000,000				
	PRIMARY SECTOR	39,300				
25172000-	49101 - GENERAL FUND		594,460	98,000	(496,460)	-83.51%
	TRANSFER FOR ADMINISTRATION	50,000				
	TRANSFER FOR WAYFINDING SIGNAGE	48,000				
	TOTAL ECONOMIC DEVELOPMENT FUND		1,725,500	2,187,200	461,700	26.76%
<b>IMPROVEMENTS FUND</b>						
25219000-	49101 - GENERAL FUND		-	142,497	142,497	100.00%
	SERVER REPLACEMENT (YEAR 2 OF 3)	142,497				
25221000-	49101 - GENERAL FUND		251,500	348,667	97,167	38.63%
	(5) POLICE PATROL SUV'S	249,785				
	UNMARKED INVESTIGATIONS VEHICLE	49,957				
	ANIMAL TRANSPORT PICKUP	48,925				
25231000-	49101 - GENERAL FUND		57,500	7,358	(50,142)	-87.20%
	THERMAL IMAGING CAMERA	7,358				
25236000-	49101 - GENERAL FUND		68,000	30,000	(38,000)	-55.88%
	FLEET VEHICLE	30,000				
25237000-	49101 - GENERAL FUND		1,382,000	1,240,000	(142,000)	-10.27%
	TRAFFIC SIGNAL REPLACEMENTS	775,000				
	STREET LIGHT FEED POINT REPLACEMENTS	40,000				
	PAVEMENT MARKINGS	300,000				
	STREET LIGHT LED CONVERSION	125,000				
25238000-	49101 - GENERAL FUND		849,885	567,000	(282,885)	-33.29%
	WASHINGTON SAFE ROUTES TO SCHOOL	390,000				
	21ST AVE NW SIDEWALK PHASE I	75,000				
	LEWIS & CLARK/BEL AIR SRTS	75,000				
	SURVEY DRONE	6,000				
	REPLACEMENT SURVEY BASE STATION	21,000				
25239000-	49101 - GENERAL FUND		60,000	-	(60,000)	-100.00%
25240000-	49101 - GENERAL FUND		-	575,000	575,000	100.00%
	STREET PATCHING & BIKE PATH REPAIRS	575,000				
25244000-	49101 - GENERAL FUND		71,500	-	(71,500)	-100.00%
25250000-	49102 - AIRPORT		150,000	-	(150,000)	-100.00%
25254000-	49103 - CEMETERY		56,250	34,250	(22,000)	-39.11%
	COLUMBARIUM WITH CONCRETE PAD	16,250				
	BACKHOE TRACTOR (YEAR 3 OF 6)	18,000				
25266000-	49101 - GENERAL FUND		69,800	-	(69,800)	-100.00%
25267000-	49101 - GENERAL FUND		-	124,134	124,134	100.00%
	LIBRARY BOOKS	124,134				
25267000-	49109 - LIBRARY		-	188,333	188,333	100.00%
	FAN REPLACEMENTS	95,000				
	HUMIDIFIER REPAIRS	10,000				
	ROOF REPLACEMENT (YEAR 1 OF 3)	83,333				
25272000-	49107 - PARKING RAMPS		-	33,000	33,000	100.00%
	SECURITY CAMERA UPGRADES	33,000				
			3,016,435	3,290,239	273,804	9.08%
<b>FLOOD CONTROL FUND</b>						
25374000-	43050 - ENGINEERS		\$ 525,000	\$ 2,500,000	\$ 1,975,000	376.19%
	MOUSE RIVER PARK BRIDGE REPLACEMENT	2,500,000				
25374000-	44504 - STREETS ALLEYS & ROAD MTCE		-	-	-	#DIV/0!
25374000-	48100 - COMMUNITY CONTRIBUTIONS		500,000	500,000	-	0.00%
	PROPERTY ACQUISITIONS - OUTSIDE OF MINOT (STARR PROGRAM)	500,000				
25374000-	49101 - GENERAL FUND		3,141,058	5,800,695	2,659,637	84.67%
25374000-	49106 - WATER/SEWER/STORM SEWER		799,696	698,887	(100,809)	-12.61%
	TOTAL FLOOD CONTROL FUND		4,965,754	9,499,582	4,533,828	91.30%
<b>TOTAL SALES TAX - FIRST PENNY</b>			<u>\$ 10,857,689</u>	<u>\$ 16,729,949</u>	<u>\$ 5,872,260</u>	<u>54.08%</u>

**SALES TAX - SECOND PENNY - REVENUE DETAIL**

	2024 BUDGET	2025 BUDGET	DOLLAR CHANGE	% CHANGE
<b>NORTHWEST AREA WATER SUPPLY (NAWS) FUND (40%)</b>				
26500000- 31300 - SALES TAX COLLECTIONS	\$ 4,600,000	\$ 4,900,000	\$ 300,000	6.52%
26500000- 36110 - INTEREST REVENUES	-	723,156	723,156	100.00%
CASH RESERVES	10,851,244	8,106,874	(2,744,370)	-25.29%
TOTAL BUDGETED REVENUE	\$ 15,451,244	\$ 13,730,030	(1,721,214)	-11.14%
<b>TAX RELIEF FUND (18%)</b>				
26600000- 31300 - SALES TAX COLLECTIONS	2,070,000	2,205,000	135,000	6.52%
26600000- 36110 - INTEREST REVENUES	-	45,822	45,822	100.00%
CASH RESERVES	-	750,000	750,000	100.00%
TOTAL BUDGETED REVENUE	2,070,000	3,000,822	930,822	44.97%
<b>INFRASTRUCTURE FUND (24%)</b>				
26700000- 31300 - SALES TAX COLLECTIONS	2,760,000	2,940,000	180,000	6.52%
26700000- 36110 - INTEREST REVENUES	-	11,714	11,714	100.00%
CASH RESERVES	(168,685)	2,289,700	2,458,385	-1457.38%
TOTAL BUDGETED REVENUE	2,591,315	5,241,414	2,650,099	102.27%
<b>COMMUNITY FACILITIES/FLOOD CONTROL FUND (18%)</b>				
26800000- 31300 - SALES TAX COLLECTIONS	2,070,000	2,205,000	135,000	6.52%
26800000- 36110 - INTEREST REVENUES	-	90,229	90,229	100.00%
TOTAL BUDGETED REVENUE	2,070,000	2,295,229	225,229	10.88%
<b>TOTAL SALES TAX - SECOND PENNY</b>	<u>\$ 22,182,559</u>	<u>\$ 24,267,495</u>	<u>\$ 2,084,936</u>	<u>9.40%</u>
<b>TOTAL SALES TAX COLLECTIONS</b>	\$ 11,500,000	\$ 12,250,000	\$ 750,000	6.52%


**SALES TAX - SECOND PENNY**

	2024 BUDGET	2025 BUDGET	DOLLAR CHANGE	% CHANGE
<b>NORTHWEST AREA WATER SUPPLY (NAWS) FUND</b>				
26561000-43050 - ENGINEERS	\$ 15,401,244	\$ 13,680,030	\$ (1,721,214)	-11.18%
26574000-49101 - GENERAL FUND	50,000	50,000	-	0.00%
TOTAL NORTHWEST AREA WATER SUPPLY (NAWS) FUND	15,451,244	13,730,030	(1,721,214)	-11.14%
<b>TAX RELIEF FUND</b>				
26674000-49101 - GENERAL FUND	2,070,000	3,000,822	930,822	44.97%
TOTAL TAX RELIEF FUND	2,070,000	3,000,822	930,822	44.97%
<b>INFRASTRUCTURE FUND</b>				
26737000-49101 - GENERAL FUND	-	38,500	38,500	100.00%
SHIRLEY COURT STREET LIGHTING 38,500				
26738000-49101 - GENERAL FUND	1,710,000	4,750,000	3,040,000	177.78%
STREET IMPROVEMENTS 4,750,000				
26740000-49101 - GENERAL FUND	625,000	50,000	(575,000)	-92.00%
TRANSFER FOR ADMINISTRATION 50,000				
26774000-49136 - FLOOD CONTROL MAINTENANCE	256,315	402,914	146,599	57.19%
FLOOD CONTROL MAINTENANCE 402,914				
TOTAL INFRASTRUCTURE FUND	2,591,315	5,241,414	2,650,099	102.27%
<b>COMMUNITY FACILITIES/FLOOD CONTROL FUND</b>				
26874000-49115 - SALES TAX FLOOD CONTROL	2,070,000	2,295,229	225,229	10.88%
TOTAL FLOOD CONTROL FUND	2,070,000	2,295,229	225,229	10.88%
<b>TOTAL SALES TAX - SECOND PENNY</b>	<u>\$ 22,182,559</u>	<u>\$ 24,267,495</u>	<u>\$ 2,084,936</u>	<u>9.40%</u>



**This page left blank intentionally.**

---



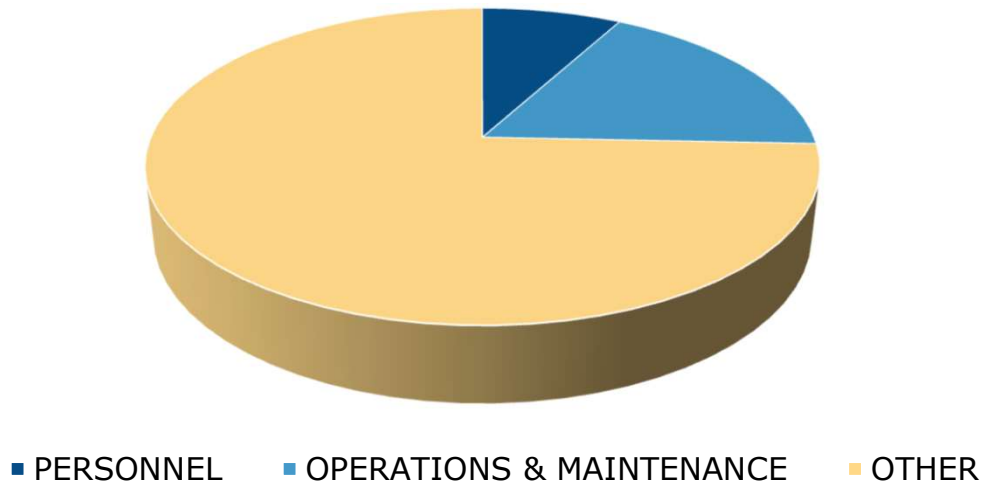


**COMMUNITY DEVELOPMENT BLOCK GRANT ENTITLEMENT - REVENUE DETAIL**

	<u>2024 BUDGET</u>	<u>2025 BUDGET</u>	<u>DOLLAR CHANGE</u>	<u>% CHANGE</u>
<b>FEDERAL REVENUES</b>				
28300000- 33100 - FEDERAL OPERATING REVENUES	\$ -	\$ 339,870	\$ 339,870	100.00%
TOTAL FEDERAL REVENUES	-	339,870	339,870	100.00%
RESOURCES AVAILABLE	-	339,870	339,870	100.00%
TOTAL BUDGETED REVENUE	<u>\$ -</u>	<u>\$ 339,870</u>	<u>\$ 339,870</u>	<u>100.00%</u>

## COMMUNITY DEVELOPMENT BLOCK GRANT ENTITLEMENT SUMMARY

	<u>2024 BUDGET</u>	<u>2025 BUDGET</u>	<u>DOLLAR CHANGE</u>	<u>% CHANGE</u>
SALARIES	\$ -	\$ 20,466	\$ 20,466	100.00%
0.10 NDR PROGRAM MANAGER				
0.10 GRANT COMPLIANCE COORDINATOR				
0.10 ACCOUNTANT				
BENEFITS	-	6,640	6,640	100.00%
PROFESSIONAL AND TECHNICAL SERVICES	-	50,550	50,550	100.00%
OTHER PURCHASED SERVICES	-	7,520	7,520	100.00%
OPERATION SUPPLIES	-	2,000	2,000	100.00%
OTHER	-	252,694	252,694	100.00%
<b>TOTAL CDBG ENTITLEMENT</b>	<u>\$ -</u>	<u>\$ 339,870</u>	<u>\$ 339,870</u>	<u>100.00%</u>




**COMMUNITY DEVELOPMENT BLOCK GRANT ENTITLEMENT LINE ITEMS**

	2024 BUDGET	2025 BUDGET	DOLLAR CHANGE	% CHANGE
28393000-41100 - REGULAR EMPLOYEES	\$ -	\$ 20,466	\$ 20,466	100.00%
28393000-42100 - ER'S HEALTH INSURANCE	-	4,217	4,217	100.00%
28393000-42110 - ER'S LIFE INSURANCE	-	15	15	100.00%
28393000-42210 - ER'S MEDICARE	-	269	269	100.00%
28393000-42320 - ER'S NDPERS	-	1,895	1,895	100.00%
28393000-42700 - ER'S ST DISABILITY INS	-	156	156	100.00%
28393000-42900 - ER'S LT DISABILITY INS	-	88	88	100.00%
28393000-43040 - CONSULTANTS	-	50,000	50,000	100.00%
28393000-43900 - MEMBERSHIPS & ASSOCIATIONS	-	550	550	100.00%
28393000-45400 - ADVERTISING	-	1,500	1,500	100.00%
28393000-45800 - TRAVEL COSTS	-	4,520	4,520	100.00%
28393000-45900 - EDUCATION & TRAINING	-	1,400	1,400	100.00%
28393000-45950 - BANKING & CREDIT CARD FEES	-	100	100	100.00%
28393000-46101 - DPMT MATERIALS & SUPPLIES	-	1,000	1,000	100.00%
28393000-46103 - COPIER & PRINTER SUPPLIES	-	1,000	1,000	100.00%
28393000-48100 - COMMUNITY CONTRIBUTIONS	-	252,694	252,694	100.00%
<b>TOTAL CDBG ENTITLEMENT</b>	<b>\$ -</b>	<b>\$ 339,870</b>	<b>\$ 339,870</b>	<b>100.00%</b>



**This page left blank intentionally.**

---



**DEBT SERVICE - REVENUE DETAIL**

	2024 LEVY	2025 LEVY	2024 BUDGET	2025 BUDGET
<b>AIRPORT REVENUE</b>				
AIRPORT OPERATIONS			\$ 2,054,026	\$ 2,049,526
TOTAL AIRPORT REVENUE			2,054,026	2,049,526
<b>SANITATION REVENUE</b>				
SANITATION OPERATIONS			125,409	-
TOTAL SANITATION REVENUE			125,409	-
<b>WATER, SEWER, &amp; STORM SEWER REVENUE</b>				
WATER, SEWER, & STORM SEWER OPERATIONS			1,315,993	2,338,363
SALES TAX FLOOD CONTROL			699,696	698,887
SPECIAL ASSESSMENT COLLECTIONS			823,076	44,747
TOTAL WATER, SEWER, & STORM SEWER REVENUE			2,838,765	3,081,997
<b>HIGHWAY REVENUE</b>				
TAX LEVY FOR GENERAL OBLIGATION BONDS	6.28	4.08	1,493,860	1,010,737
SINKING FUND BALANCE			-	(93,387)
TOTAL HIGHWAY REVENUE			1,493,860	917,350
<b>SPECIAL ASSESSMENT REVENUE</b>				
TAX LEVY FOR SPECIAL ASSESSMENT BONDS	2.22	-	528,922	-
SPECIAL ASSESSMENT COLLECTIONS			1,220,374	1,200,529
SPECIALS - CITY OWNED PROPERTY	0.15	0.15	36,590	36,616
TRANSFERS IN:				
HOTEL/MOTEL ALL SEASONS ARENA			173,900	173,900
SINKING FUND BALANCE			151,082	22,465
TOTAL SPECIAL ASSESSMENT REVENUE			2,110,868	1,433,510
<b>SALES TAX BONDS FLOOD CONTROL REVENUE</b>				
TAX LEVY FOR CWSRF & DWSRF LOANS	0.53	6.68	125,805	1,655,241
INTEREST REVENUE			-	265,919
FLOOD CONTROL BONDS	10.37	8.89	2,465,254	2,204,535
TOTAL SALES TAX BONDS FLOOD CONTROL REVENUE			2,591,059	4,125,695
<b>TAX INCREMENT FINANCING (TIF) BONDS REVENUE</b>				
TAX INCREMENT FOR TIF BONDS			212,847	208,307
TOTAL TAX INCREMENT FINANCING (TIF) BONDS REVENUE			212,847	208,307
<b>TOTAL DEBT REVENUE</b>	<b>19.55</b>	<b>19.80</b>	<b>11,426,834</b>	<b>11,816,385</b>
DOLLAR CHANGE				\$ 389,551
LEVY CHANGE				0.24


**DEBT RETIREMENT**

	PRINCIPAL	INTEREST	ADMIN FEE	TOTAL
<b>AIRPORT REVENUE BONDS</b>				
2015 AIRPORT REVENUE BONDS	\$ 560,000	\$ 241,631	\$ -	\$ 801,631
2020 AIRPORT REFUNDING BONDS	1,085,000	162,895	-	1,247,895
TOTAL AIRPORT REVENUE BONDS	1,645,000	404,526	-	2,049,526
<b>WATER, SEWER, AND STORM SEWER REVENUE BONDS</b>				
RB04RF ADVANCE REFUNDING BONDS	-	-	-	-
2013 WATER/SEWER UTILITY BONDS	395,000	54,238	-	449,238
2014 WATER/SEWER UTILITY BONDS	300,000	47,885	-	347,885
2015 WATER/SEWER UTILITY BONDS	765,000	22,950	-	787,950
2016 WATER/SEWER UTILITY BONDS	330,000	83,200	-	413,200
2018 ND CLEAN WATER STATE REVOLVING LOAN FUND (CWSRF) WWTF	300,000	71,400	23,800	395,200
2020 REFUNDING IMPROVEMENT BONDS	135,000	16,800	-	151,800
2021 REFUNDING IMPROVEMENT BONDS	82,193	30,373	-	112,566
2024 ESTIMATED REFUNDING IMPROVEMENT BONDS	118,558	53,979	-	172,537
2024 ESTIMATED DRINKING WATER STATE REVOLVING LOAN FUND	172,807	58,815	20,000	251,622
TOTAL WATER, SEWER, AND STORM SEWER	2,598,557	439,640	43,800	3,081,997
<b>GENERAL OBLIGATION BONDS</b>				
2015 GENERAL OBLIGATION BONDS	45,000	1,350	-	46,350
2016 GENERAL OBLIGATION BONDS	695,000	176,000	-	871,000
TOTAL GENERAL OBLIGATION BONDS	740,000	177,350	-	917,350
<b>SPECIAL ASSESSMENT BONDS</b>				
2014 REFUNDING IMPROVEMENT BONDS	80,000	29,303	-	109,303
2015 CAPITAL FINANCING PROGRAM BONDS (ALL SEASONS ARENA)	145,000	28,500	400	173,900
2015 REFUNDING IMPROVEMENT BONDS	90,000	34,088	-	124,088
2016 REFUNDING IMPROVEMENT BONDS	35,000	16,308	-	51,308
2021 REFUNDING IMPROVEMENT BONDS	242,808	89,727	-	332,535
2022 REFUNDING IMPROVEMENT BONDS	320,000	174,750	-	494,750
2024 ESTIMATED REFUNDING IMPROVEMENT BONDS	101,442	46,186	-	147,628
TOTAL SPECIAL ASSESSMENT BONDS	1,014,250	418,860	400	1,433,510
<b>SALES TAX BONDS FLOOD CONTROL</b>				
2020 SALES TAX REVENUE BONDS	220,000	146,223	-	366,223
2021 SALES TAX REVENUE BONDS	915,000	1,189,231	-	2,104,231
TOTAL SALES TAX FLOOD CONTROL REVENUE BONDS	1,135,000	1,335,454	-	2,470,454
<b>FLOOD CONTROL ND CLEAN AND DRINKING WATER STATE REVOLVING LOAN FUND</b>				
ND CWSRF FLOOD CONTROL (GOVERNMENTAL)	42,735	11,972	3,991	58,698
ND CWSRF FLOOD CONTROL (WATER/SEWER/STORM SEWER)	482,265	135,103	45,034	662,402
ND DWSRF FLOOD CONTROL (GOVERNMENTAL)	48,330	13,339	4,446	66,115
ND DWSRF FLOOD CONTROL (WATER/SEWER/STORM SEWER)	26,670	7,361	2,454	36,485
2024 ESTIMATED DRINKING WATER STATE REVOLVING LOAN FUND	735,471	594,957	200,000	1,530,428
TOTAL ND CLEAN AND DRINKING WATER STATE REVOLVING LOAN FUND	1,335,471	762,732	255,925	2,354,128
<b>TAX INCREMENT FINANCING (TIF) BONDS</b>				
2022 TAXABLE GENERAL OBLIGATION TAX INCREMENT BONDS	100,000	108,307	-	208,307
	100,000	108,307	-	208,307
<b>TOTAL DEBT RETIREMENT</b>	<u>\$ 8,568,278</u>	<u>\$ 3,646,869</u>	<u>\$ 300,125</u>	<u>\$ 12,515,272</u>
<b>TOTAL GOVERNMENTAL DEBT RETIREMENT</b>				\$ 6,684,862
<b>TOTAL ENTERPRISE DEBT RETIREMENT</b>				\$ 5,830,410



**This page left blank intentionally.**

---



**CAPITAL INFRASTRUCTURE - REVENUE DETAIL**

	2024 BUDGET	2025 BUDGET	DOLLAR CHANGE	% CHANGE
<b>STATE REVENUES</b>				
41000000-33500 - STATE CAPITAL REVENUES	1,500,000	4,875,000	3,375,000	225.00%
41000000-33510 - HUB CITY OIL & GAS	781,000	-	(781,000)	-100.00%
TOTAL STATE REVENUES	2,281,000	4,875,000	2,594,000	113.72%
<b>CITY REVENUES</b>				
41000000-36110 - INTEREST REVENUES	-	531,794	531,794	100.00%
41000000-39350 - REFUNDING BONDS ISSUED	100,000	71,500	(28,500)	-28.50%
TOTAL CITY REVENUES	100,000	603,294	503,294	503.29%
<b>TRANSFERS BETWEEN FUNDS</b>				
41000000-39101 - GENERAL FUND	2,377,640	1,711,500	(666,140)	100.00%
TOTAL TRANSFERS BETWEEN FUNDS	2,377,640	1,711,500	(666,140)	100.00%
RESOURCES AVAILABLE	4,758,640	7,189,794	2,431,154	51.09%
CASH RESERVES	-	5,578,206	5,578,206	100.00%
TOTAL BUDGETED REVENUE	<u>\$ 4,758,640</u>	<u>\$ 12,768,000</u>	<u>\$ 8,009,360</u>	<u>168.31%</u>



**CAPITAL INFRASTRUCTURE FUND**

		2024 BUDGET	2025 BUDGET	DOLLAR CHANGE	% CHANGE
41021000- 57200 - INFRASTRUCTURE		\$ 522,640	\$ -	\$ (522,640)	-100.00%
41037000- 57200 - INFRASTRUCTURE		350,000	158,000	(192,000)	-54.86%
	WAYFINDING SIGNAGE	48,000			
	SHIRLEY COURT STREET LIGHTING DISTRICT	110,000			
41038000- 57200 - INFRASTRUCTURE		1,881,000	6,045,000	4,164,000	221.37%
	16TH ST SW RECONSTRUCTION PHASE I	3,945,000			
	3RD ST NE BRIDGE REHABILITATION	350,000			
	3RD ST E AND CENTRAL AVE RECONSTRUCTION	1,750,000			
41038000- 57600 - INTANGIBLES		5,000	5,000	-	0.00%
	LEWIS & CLARK/BEL AIR SRTS EASEMENTS	5,000			
41044000- 57200 - INFRASTRUCTURE		-	60,000	60,000	100.00%
	FUEL DEPOT IMPROVEMENTS	60,000			
41094000- 57100 - LAND		2,000,000	6,500,000	4,500,000	225.00%
	FLOOD CONTROL HOME ACQUISITIONS	6,500,000			
<b>TOTAL CAPITAL INFRASTRUCTURE FUND</b>		<u>\$ 4,758,640</u>	<u>\$ 12,768,000</u>	<u>\$ 8,009,360</u>	<u>168.31%</u>

**CAPITAL EQUIPMENT - REVENUE DETAIL**

	2024 BUDGET	2025 BUDGET	DOLLAR CHANGE	% CHANGE
<b>FEDERAL REVENUES</b>				
42000000- 33200 - FEDERAL CAPITAL REVENUES	\$ 1,115,200	\$ 184,748	\$ (930,452)	-83.43%
TOTAL FEDERAL REVENUES	1,115,200	184,748	(930,452)	-83.43%
<b>CITY REVENUES</b>				
42000000- 36110 - INTEREST REVENUES	-	74,003	74,003	100.00%
42000000- 39210 - SALE OF CITY PROPERTY	227,000	259,275	32,275	14.22%
TOTAL CITY REVENUES	227,000	333,278	106,278	46.82%
<b>TRANSFERS BETWEEN FUNDS</b>				
42000000- 39101 - GENERAL FUND	1,253,300	1,494,656	241,356	19.26%
42000000- 39105 - SANITATION	126,000	126,000	-	0.00%
42000000- 39106 - WATER/SEWER/STORM SEWER	414,000	414,000	-	0.00%
TOTAL TRANSFERS BETWEEN FUNDS	1,793,300	2,034,656	241,356	13.46%
RESOURCES AVAILABLE	3,135,500	2,552,682	(582,818)	-18.59%
CASH RESERVES	306,214	(20,075)	(326,289)	-106.56%
TOTAL BUDGETED REVENUE	\$ 3,441,714	\$ 2,532,606	\$ (909,108)	-26.41%

**CAPITAL EQUIPMENT FUND**

			2024 BUDGET	2025 BUDGET	DOLLAR CHANGE	% CHANGE
42019000-	57500 - EQUIPMENT SERVER REPLACEMENT (YEAR 2 OF 3)	216,500	\$ 67,000	\$ 216,500	\$ 149,500	223.13%
42021000-	57500 - EQUIPMENT (5) POLICE PATROL SUV'S UNMARKED INVESTIGATIONS VEHICLE ANIMAL TRANSPORT PICKUP	249,785 49,957 48,925	251,500	348,667	97,167	38.63%
42031000-	57500 - EQUIPMENT THERMAL IMAGING CAMERA	7,358	-	7,358	7,358	100.00%
42036000-	57500 - EQUIPMENT FLEET VEHICLE	30,000	-	30,000	30,000	100.00%
42037000-	57300 - BUILDINGS		100,000	-	(100,000)	-100.00%
42037000-	57500 - EQUIPMENT TRAFFIC SIGNAL REPLACEMENTS STREET LIGHT FEED POINT REPLACEMENTS PORTABLE CHANGEABLE MESSAGE BOARD	775,000 40,000 20,000	772,000	835,000	63,000	8.16%
42038000-	57500 - EQUIPMENT SURVEY DRONE REPLACE SURVEY BASE STATION	6,000 21,000	-	27,000	27,000	100.00%
42039000-	57500 - EQUIPMENT		60,000	-	(60,000)	-100.00%
42040000-	57300 - BUILDINGS		240,000	-	(240,000)	-100.00%
42040000-	57500 - EQUIPMENT (2) S76 SKIDSTEERS T76 SKIDSTEER (2) L23 MINI LOADERS LARGE SNOW BLOWER ATTACHMENT (YEAR 2 OF 2) (2) DIESEL ENGINE 72" FRONT DECK MOWERS ROAD GRADER ATTACHMENT DIESEL ENGINE ZERO TURN MOWER TRUCK MOUNTED VACUUM SWEEPER (YEAR 1 OF 2)	120,000 80,000 80,000 240,000 55,000 20,000 20,000 125,000	490,000	740,000	250,000	51.02%
42060100-	57500 - EQUIPMENT SKIDSTEER FLOOR SCRUBBER FORKLIFT MOWER	74,448 8,500 35,000 14,000	110,000	131,948	21,948	19.95%
42066000-	57500 - EQUIPMENT V BLADE SNOWPLOW FOR KUBOTA UTV MOBILE POST HOISTS	6,000 66,000	1,212,000	72,000	(1,140,000)	-94.06%
42067000-	57700 - BOOKS LIBRARY BOOKS	124,134	139,214	124,134	(15,080)	-10.83%
<b>TOTAL CAPITAL EQUIPMENT FUND</b>			<u>\$ 3,441,714</u>	<u>\$ 2,532,606</u>	<u>\$ (909,108)</u>	<u>-26.41%</u>

**CAPITAL FLOOD CONTROL - REVENUE DETAIL**

	2024 BUDGET	2025 BUDGET	DOLLAR CHANGE	% CHANGE
<b>CITY REVENUES</b>				
43000000- 36110 - INTEREST REVENUES	\$ -	\$ 389,616	\$ 389,616	#DIV/0!
43000000- 39320 - REVENUE BONDS	15,925,000	-	(15,925,000)	-100.00%
TOTAL CITY REVENUES	15,925,000	389,616	(15,535,384)	-97.55%
RESOURCES AVAILABLE	15,925,000	389,616	(15,535,384)	-97.55%
CASH RESERVES	-	18,350,384	18,350,384	100.00%
TOTAL BUDGETED REVENUE	<u>\$ 15,925,000</u>	<u>\$ 18,740,000</u>	<u>\$ 2,815,000</u>	<u>17.68%</u>


**CAPITAL FLOOD CONTROL FUND**

		<u>2024</u> <u>BUDGET</u>	<u>2025</u> <u>BUDGET</u>	<u>DOLLAR</u> <u>CHANGE</u>	<u>%</u> <u>CHANGE</u>
43094000- 57200 - INFRASTRUCTURE		15,925,000	18,740,000	2,815,000	17.68%
MI-6/MI-7 DOWNTOWN AND EASTWOOD					
PARK FLOODWALLS	18,740,000				
<b>TOTAL CAPITAL FLOOD CONTROL FUND</b>		<u>\$ 15,925,000</u>	<u>\$ 18,740,000</u>	<u>\$ 2,815,000</u>	<u>17.68%</u>



**This page left blank intentionally.**

---



**Pay Plan - Effective January 1, 2025**

Grade	Step 1	Step 2	Step 3	Step 4	Step 5	Step 6	Step 7	Step 8	Step 9	Step 10	Step 11	Step 12	Step 13	Step 14	Step 15	Step 16	Step 17	
38	Hourly	\$15.58	\$15.97	\$16.37	\$16.78	\$17.20	\$17.63	\$18.07	\$18.52	\$18.99	\$19.46	\$19.95	\$20.45	\$20.96	\$21.48	\$22.02	\$22.57	\$23.13
	Pay Period	\$1,247	\$1,278	\$1,310	\$1,343	\$1,376	\$1,410	\$1,446	\$1,482	\$1,519	\$1,557	\$1,596	\$1,636	\$1,677	\$1,719	\$1,762	\$1,806	\$1,851
	Monthly	\$2,701	\$2,769	\$2,838	\$2,909	\$2,982	\$3,056	\$3,132	\$3,211	\$3,291	\$3,373	\$3,458	\$3,544	\$3,633	\$3,724	\$3,817	\$3,912	\$4,010
	Yearly	\$32,414	\$33,224	\$34,054	\$34,906	\$35,778	\$36,673	\$37,590	\$38,530	\$39,493	\$40,480	\$41,492	\$42,529	\$43,593	\$44,682	\$45,799	\$46,944	\$48,118
	Hourly	\$15.97	\$16.37	\$16.78	\$17.20	\$17.63	\$18.07	\$18.52	\$18.99	\$19.46	\$19.95	\$20.45	\$20.96	\$21.48	\$22.02	\$22.57	\$23.13	\$23.71
39	Pay Period	\$1,278	\$1,310	\$1,343	\$1,376	\$1,410	\$1,446	\$1,482	\$1,519	\$1,557	\$1,596	\$1,636	\$1,677	\$1,719	\$1,762	\$1,806	\$1,851	\$1,897
	Monthly	\$2,769	\$2,838	\$2,909	\$2,982	\$3,056	\$3,132	\$3,211	\$3,291	\$3,373	\$3,458	\$3,544	\$3,633	\$3,724	\$3,817	\$3,912	\$4,010	\$4,110
	Yearly	\$33,224	\$34,054	\$34,906	\$35,778	\$36,673	\$37,590	\$38,530	\$39,493	\$40,480	\$41,492	\$42,529	\$43,593	\$44,682	\$45,799	\$46,944	\$48,118	\$49,321
	Hourly	\$16.37	\$16.78	\$17.20	\$17.63	\$18.07	\$18.52	\$18.99	\$19.46	\$19.95	\$20.45	\$20.96	\$21.48	\$22.02	\$22.57	\$23.13	\$23.71	\$24.30
	Pay Period	\$1,310	\$1,343	\$1,376	\$1,410	\$1,446	\$1,482	\$1,519	\$1,557	\$1,596	\$1,636	\$1,677	\$1,719	\$1,762	\$1,806	\$1,851	\$1,897	\$1,944
40	Monthly	\$2,838	\$2,909	\$2,982	\$3,056	\$3,132	\$3,211	\$3,291	\$3,373	\$3,458	\$3,544	\$3,633	\$3,724	\$3,817	\$3,912	\$4,010	\$4,110	\$4,213
	Yearly	\$34,054	\$34,906	\$35,778	\$36,673	\$37,590	\$38,530	\$39,493	\$40,480	\$41,492	\$42,529	\$43,593	\$44,682	\$45,799	\$46,944	\$48,118	\$49,321	\$50,554
	Hourly	\$16.78	\$17.20	\$17.63	\$18.07	\$18.52	\$18.99	\$19.46	\$19.95	\$20.45	\$20.96	\$21.48	\$22.02	\$22.57	\$23.13	\$23.71	\$24.30	\$24.91
	Pay Period	\$1,343	\$1,376	\$1,410	\$1,446	\$1,482	\$1,519	\$1,557	\$1,596	\$1,636	\$1,677	\$1,719	\$1,762	\$1,806	\$1,851	\$1,897	\$1,944	\$1,993
	Monthly	\$2,909	\$2,982	\$3,056	\$3,132	\$3,211	\$3,291	\$3,373	\$3,458	\$3,544	\$3,633	\$3,724	\$3,817	\$3,912	\$4,010	\$4,110	\$4,213	\$4,318
41	Yearly	\$34,906	\$35,778	\$36,673	\$37,590	\$38,530	\$39,493	\$40,480	\$41,492	\$42,529	\$43,593	\$44,682	\$45,799	\$46,944	\$48,118	\$49,321	\$50,554	\$51,818
	Hourly	\$17.20	\$17.63	\$18.07	\$18.52	\$18.99	\$19.46	\$19.95	\$20.45	\$20.96	\$21.48	\$22.02	\$22.57	\$23.13	\$23.71	\$24.30	\$24.91	\$25.54
	Pay Period	\$1,376	\$1,410	\$1,446	\$1,482	\$1,519	\$1,557	\$1,596	\$1,636	\$1,677	\$1,719	\$1,762	\$1,806	\$1,851	\$1,897	\$1,944	\$1,993	\$2,043
	Monthly	\$2,982	\$3,056	\$3,132	\$3,211	\$3,291	\$3,373	\$3,458	\$3,544	\$3,633	\$3,724	\$3,817	\$3,912	\$4,010	\$4,110	\$4,213	\$4,318	\$4,426
	Yearly	\$35,778	\$36,673	\$37,590	\$38,530	\$39,493	\$40,480	\$41,492	\$42,529	\$43,593	\$44,682	\$45,799	\$46,944	\$48,118	\$49,321	\$50,554	\$51,818	\$53,113
42	Hourly	\$17.63	\$18.07	\$18.52	\$18.99	\$19.46	\$19.95	\$20.45	\$20.96	\$21.48	\$22.02	\$22.57	\$23.13	\$23.71	\$24.30	\$24.91	\$25.54	\$26.17
	Pay Period	\$1,410	\$1,446	\$1,482	\$1,519	\$1,557	\$1,596	\$1,636	\$1,677	\$1,719	\$1,762	\$1,806	\$1,851	\$1,897	\$1,944	\$1,993	\$2,043	\$2,094
	Monthly	\$3,056	\$3,132	\$3,211	\$3,291	\$3,373	\$3,458	\$3,544	\$3,633	\$3,724	\$3,817	\$3,912	\$4,010	\$4,110	\$4,213	\$4,318	\$4,426	\$4,537
	Yearly	\$36,673	\$37,590	\$38,530	\$39,493	\$40,480	\$41,492	\$42,529	\$43,593	\$44,682	\$45,799	\$46,944	\$48,118	\$49,321	\$50,554	\$51,818	\$53,113	\$54,441
	Hourly	\$18.07	\$18.52	\$18.99	\$19.46	\$19.95	\$20.45	\$20.96	\$21.48	\$22.02	\$22.57	\$23.13	\$23.71	\$24.30	\$24.91	\$25.54	\$26.17	\$26.83
43	Pay Period	\$1,446	\$1,482	\$1,519	\$1,557	\$1,596	\$1,636	\$1,677	\$1,719	\$1,762	\$1,806	\$1,851	\$1,897	\$1,944	\$1,993	\$2,043	\$2,094	\$2,146
	Monthly	\$3,132	\$3,211	\$3,291	\$3,373	\$3,458	\$3,544	\$3,633	\$3,724	\$3,817	\$3,912	\$4,010	\$4,110	\$4,213	\$4,318	\$4,426	\$4,537	\$4,650
	Yearly	\$37,590	\$38,530	\$39,493	\$40,480	\$41,492	\$42,529	\$43,593	\$44,682	\$45,799	\$46,944	\$48,118	\$49,321	\$50,554	\$51,818	\$53,113	\$54,441	\$55,802
	Hourly	\$18.52	\$18.99	\$19.46	\$19.95	\$20.45	\$20.96	\$21.48	\$22.02	\$22.57	\$23.13	\$23.71	\$24.30	\$24.91	\$25.54	\$26.17	\$26.83	\$27.50
	Pay Period	\$1,482	\$1,519	\$1,557	\$1,596	\$1,636	\$1,677	\$1,719	\$1,762	\$1,806	\$1,851	\$1,897	\$1,944	\$1,993	\$2,043	\$2,094	\$2,146	\$2,200
44	Monthly	\$3,211	\$3,291	\$3,373	\$3,458	\$3,544	\$3,633	\$3,724	\$3,817	\$3,912	\$4,010	\$4,110	\$4,213	\$4,318	\$4,426	\$4,537	\$4,650	\$4,766
	Yearly	\$38,530	\$39,493	\$40,480	\$41,492	\$42,529	\$43,593	\$44,682	\$45,799	\$46,944	\$48,118	\$49,321	\$50,554	\$51,818	\$53,113	\$54,441	\$55,802	\$57,197
	Hourly	\$18.99	\$19.46	\$19.95	\$20.45	\$20.96	\$21.48	\$22.02	\$22.57	\$23.13	\$23.71	\$24.30	\$24.91	\$25.54	\$26.17	\$26.83	\$27.50	\$28.19
	Pay Period	\$1,519	\$1,557	\$1,596	\$1,636	\$1,677	\$1,719	\$1,762	\$1,806	\$1,851	\$1,897	\$1,944	\$1,993	\$2,043	\$2,094	\$2,146	\$2,200	\$2,255
	Monthly	\$3,291	\$3,373	\$3,458	\$3,544	\$3,633	\$3,724	\$3,817	\$3,912	\$4,010	\$4,110	\$4,213	\$4,318	\$4,426	\$4,537	\$4,650	\$4,766	\$4,886
45	Yearly	\$39,493	\$40,480	\$41,492	\$42,529	\$43,593	\$44,682	\$45,799	\$46,944	\$48,118	\$49,321	\$50,554	\$51,818	\$53,113	\$54,441	\$55,802	\$57,197	\$58,627
	Hourly	\$18.99	\$19.46	\$19.95	\$20.45	\$20.96	\$21.48	\$22.02	\$22.57	\$23.13	\$23.71	\$24.30	\$24.91	\$25.54	\$26.17	\$26.83	\$27.50	\$28.19
	Pay Period	\$1,519	\$1,557	\$1,596	\$1,636	\$1,677	\$1,719	\$1,762	\$1,806	\$1,851	\$1,897	\$1,944	\$1,993	\$2,043	\$2,094	\$2,146	\$2,200	\$2,255
	Monthly	\$3,291	\$3,373	\$3,458	\$3,544	\$3,633	\$3,724	\$3,817	\$3,912	\$4,010	\$4,110	\$4,213	\$4,318	\$4,426	\$4,537	\$4,650	\$4,766	\$4,886
	Yearly	\$40,480	\$41,492	\$42,529	\$43,593	\$44,682	\$45,799	\$46,944	\$48,118	\$49,321	\$50,554	\$51,818	\$53,113	\$54,441	\$55,802	\$57,197	\$58,627	\$60,093
46	Hourly	\$19.46	\$19.95	\$20.45	\$20.96	\$21.48	\$22.02	\$22.57	\$23.13	\$23.71	\$24.30	\$24.91	\$25.54	\$26.17	\$26.83	\$27.50	\$28.19	\$28.89
	Pay Period	\$1,557	\$1,596	\$1,636	\$1,677	\$1,719	\$1,762	\$1,806	\$1,851	\$1,897	\$1,944	\$1,993	\$2,043	\$2,094	\$2,146	\$2,200	\$2,255	\$2,311
	Monthly	\$3,373	\$3,458	\$3,544	\$3,633	\$3,724	\$3,817	\$3,912	\$4,010	\$4,110	\$4,213	\$4,318	\$4,426	\$4,537	\$4,650	\$4,766	\$4,886	\$5,008
	Yearly	\$40,480	\$41,492	\$42,529	\$43,593	\$44,682	\$45,799	\$46,944	\$48,118	\$49,321	\$50,554	\$51,818	\$53,113	\$54,441	\$55,802	\$57,197	\$58,627	\$60,093
	Hourly	\$19.95	\$20.45	\$20.96	\$21.48	\$22.02	\$22.57	\$23.13	\$23.71	\$24.30	\$24.91	\$25.54	\$26.17	\$26.83	\$27.50	\$28.19	\$28.89	\$29.61
47	Pay Period	\$1,596	\$1,636	\$1,677	\$1,719	\$1,762	\$1,806	\$1,851	\$1,897	\$1,944	\$1,993	\$2,043	\$2,094	\$2,146	\$2,200	\$2,255	\$2,311	\$2,369
	Monthly	\$3,458	\$3,544	\$3,633	\$3,724	\$3,817	\$3,912	\$4,010	\$4,110	\$4,213	\$4,318	\$4,426	\$4,537	\$4,650	\$4,766	\$4,886	\$5,008	\$5,133
	Yearly	\$41,492	\$42,529	\$43,593	\$44,682	\$45,799	\$46,944	\$48,118	\$49,321	\$50,554	\$51,818	\$53,113	\$54,441	\$55,802	\$57,197	\$58,627	\$60,093	\$61,595
	Hourly	\$20.45	\$20.96	\$21.48	\$22.02	\$22.57	\$23.13	\$23.71	\$24.30	\$24.91	\$25.54	\$26.17	\$26.83	\$27.50	\$28.19	\$28.89	\$29.61	\$30.35
	Pay Period	\$1,636	\$1,677	\$1,719	\$1,762	\$1,806	\$1,851	\$1,897	\$1,944	\$1,993	\$2,043	\$2,094	\$2,146	\$2,200	\$2,255	\$2,311	\$2,369	\$2,428
48	Monthly	\$3,544	\$3,633	\$3,724	\$3,817	\$3,912	\$4,010	\$4,110	\$4,213	\$4,318	\$4,426	\$4,537	\$4,650	\$4,766	\$4,886	\$5,008	\$5,133	\$5,261
	Yearly	\$42,529	\$43,593	\$44,682	\$45,799	\$46,944	\$48,118	\$49,321	\$50,554	\$51,818	\$53,113	\$54,441	\$55,802	\$57,197	\$58,627	\$60,093	\$61,595	\$63,135
	Hourly	\$20.45	\$20.96	\$21.48	\$22.02	\$22.57	\$23.13	\$23.71	\$24.30	\$24.91	\$25.54	\$26.17	\$26.83	\$27.50	\$28.19	\$28.89	\$29.61	\$30.35
	Pay Period	\$1,636	\$1,677	\$1,719	\$1,762	\$1,806	\$1,851	\$1,897	\$1,944	\$1,993	\$2,043	\$2,094	\$2,146	\$2,200	\$2,255	\$2,311	\$2,369	\$2,428
	Monthly	\$3,544	\$3,633	\$3,724	\$3,817	\$3,912	\$4,010	\$4,110	\$4,213	\$4,318	\$4,426	\$4,537	\$4,650	\$4,766	\$4,886	\$5,008	\$5,133	\$5,261
49	Yearly	\$42,529	\$43,593	\$44,682	\$45,799	\$46,944	\$48,118	\$49,321	\$50,554	\$51,818	\$53,113	\$54,441	\$55,802	\$57,197	\$58,627	\$60,093	\$61,595	\$63,135
	Hourly	\$20.45	\$20.96	\$21.48	\$22.02	\$22.57	\$23.13	\$23.71	\$24.30	\$24.91	\$25.54	\$26.17	\$26.83	\$27.50	\$28.19	\$28.89	\$29.61	\$30.35
	Pay Period	\$1,636	\$1,677	\$1,719	\$1,762	\$1,806	\$1,851	\$1,897	\$1,944	\$1,993	\$2,043	\$2,094	\$2,146	\$2,200	\$2,255	\$2,311	\$2,369	\$2,428
	Monthly	\$3,544	\$3,633	\$3,724	\$3,817	\$3,912	\$4,010	\$4,110	\$4,213	\$4,318	\$4,426	\$4,537	\$4,650	\$4,766	\$4,886	\$5,008	\$5,133	\$5,261
	Yearly	\$42,529	\$43,593	\$44,682	\$45,799	\$46,944	\$48,118	\$49,321	\$50,554	\$51,818	\$53,113	\$54,441	\$55,802	\$57,197	\$58,627	\$60,093	\$61,595	\$63,135

Pay Plan - Effective January 1, 2025

Grade	Step 1	Step 2	Step 3	Step 4	Step 5	Step 6	Step 7	Step 8	Step 9	Step 10	Step 11	Step 12	Step 13	Step 14	Step 15	Step 16	Step 17
50	Hourly	\$20.96	\$21.48	\$22.02	\$22.57	\$23.13	\$23.71	\$24.30	\$24.91	\$25.54	\$26.17	\$26.83	\$27.50	\$28.19	\$28.89	\$29.61	\$31.11
	Pay Period	\$1,677	\$1,719	\$1,762	\$1,806	\$1,851	\$1,897	\$1,944	\$1,993	\$2,043	\$2,094	\$2,146	\$2,200	\$2,255	\$2,311	\$2,369	\$2,428
	Monthly	\$3,633	\$3,724	\$3,817	\$3,912	\$4,010	\$4,109	\$4,213	\$4,318	\$4,426	\$4,537	\$4,650	\$4,766	\$4,886	\$5,008	\$5,133	\$5,261
	Yearly	\$43,593	\$44,682	\$45,799	\$46,944	\$48,118	\$49,321	\$50,554	\$51,818	\$53,113	\$54,441	\$55,802	\$57,197	\$58,627	\$60,093	\$61,595	\$63,135
51	Hourly	\$21.48	\$22.02	\$22.57	\$23.13	\$23.71	\$24.30	\$24.91	\$25.54	\$26.17	\$26.83	\$27.50	\$28.19	\$28.89	\$29.61	\$31.11	\$31.89
	Pay Period	\$1,719	\$1,762	\$1,806	\$1,851	\$1,897	\$1,944	\$1,993	\$2,043	\$2,094	\$2,146	\$2,200	\$2,255	\$2,311	\$2,369	\$2,428	\$2,489
	Monthly	\$3,724	\$3,817	\$3,912	\$4,010	\$4,109	\$4,213	\$4,318	\$4,426	\$4,537	\$4,650	\$4,766	\$4,886	\$5,008	\$5,133	\$5,261	\$5,393
	Yearly	\$44,682	\$45,799	\$46,944	\$48,118	\$49,321	\$50,554	\$51,818	\$53,113	\$54,441	\$55,802	\$57,197	\$58,627	\$60,093	\$61,595	\$63,135	\$64,713
52	Hourly	\$22.02	\$22.57	\$23.13	\$23.71	\$24.30	\$24.91	\$25.54	\$26.17	\$26.83	\$27.50	\$28.19	\$28.89	\$29.61	\$31.11	\$31.89	\$32.69
	Pay Period	\$1,762	\$1,806	\$1,851	\$1,897	\$1,944	\$1,993	\$2,043	\$2,094	\$2,146	\$2,200	\$2,255	\$2,311	\$2,369	\$2,428	\$2,489	\$2,551
	Monthly	\$3,817	\$3,912	\$4,010	\$4,109	\$4,213	\$4,318	\$4,426	\$4,537	\$4,650	\$4,766	\$4,886	\$5,008	\$5,133	\$5,261	\$5,393	\$5,528
	Yearly	\$45,799	\$46,944	\$48,118	\$49,321	\$50,554	\$51,818	\$53,113	\$54,441	\$55,802	\$57,197	\$58,627	\$60,093	\$61,595	\$63,135	\$64,713	\$66,331
53	Hourly	\$22.57	\$23.13	\$23.71	\$24.30	\$24.91	\$25.54	\$26.17	\$26.83	\$27.50	\$28.19	\$28.89	\$29.61	\$31.11	\$31.89	\$32.69	\$33.50
	Pay Period	\$1,806	\$1,851	\$1,897	\$1,944	\$1,993	\$2,043	\$2,094	\$2,146	\$2,200	\$2,255	\$2,311	\$2,369	\$2,428	\$2,489	\$2,551	\$2,615
	Monthly	\$3,912	\$4,010	\$4,109	\$4,213	\$4,318	\$4,426	\$4,537	\$4,650	\$4,766	\$4,886	\$5,008	\$5,133	\$5,261	\$5,393	\$5,528	\$5,666
	Yearly	\$46,944	\$48,118	\$49,321	\$50,554	\$51,818	\$53,113	\$54,441	\$55,802	\$57,197	\$58,627	\$60,093	\$61,595	\$63,135	\$64,713	\$66,331	\$67,990
54	Hourly	\$23.13	\$23.71	\$24.30	\$24.91	\$25.54	\$26.17	\$26.83	\$27.50	\$28.19	\$28.89	\$29.61	\$31.11	\$31.89	\$32.69	\$33.50	\$34.34
	Pay Period	\$1,851	\$1,897	\$1,944	\$1,993	\$2,043	\$2,094	\$2,146	\$2,200	\$2,255	\$2,311	\$2,369	\$2,428	\$2,489	\$2,551	\$2,615	\$2,680
	Monthly	\$4,010	\$4,110	\$4,213	\$4,318	\$4,426	\$4,537	\$4,650	\$4,766	\$4,886	\$5,008	\$5,133	\$5,261	\$5,393	\$5,528	\$5,666	\$5,807
	Yearly	\$48,118	\$49,321	\$50,554	\$51,818	\$53,113	\$54,441	\$55,802	\$57,197	\$58,627	\$60,093	\$61,595	\$63,135	\$64,713	\$66,331	\$67,990	\$69,689
55	Hourly	\$23.71	\$24.30	\$24.91	\$25.54	\$26.17	\$26.83	\$27.50	\$28.19	\$28.89	\$29.61	\$31.11	\$31.89	\$32.69	\$33.50	\$34.34	\$35.20
	Pay Period	\$1,897	\$1,944	\$1,993	\$2,043	\$2,094	\$2,146	\$2,200	\$2,255	\$2,311	\$2,369	\$2,428	\$2,489	\$2,551	\$2,615	\$2,680	\$2,747
	Monthly	\$4,110	\$4,213	\$4,318	\$4,426	\$4,537	\$4,650	\$4,766	\$4,886	\$5,008	\$5,133	\$5,261	\$5,393	\$5,528	\$5,666	\$5,807	\$5,953
	Yearly	\$49,321	\$50,554	\$51,818	\$53,113	\$54,441	\$55,802	\$57,197	\$58,627	\$60,093	\$61,595	\$63,135	\$64,713	\$66,331	\$67,990	\$69,689	\$71,432
56	Hourly	\$24.30	\$24.91	\$25.54	\$26.17	\$26.83	\$27.50	\$28.19	\$28.89	\$29.61	\$31.11	\$31.89	\$32.69	\$33.50	\$34.34	\$35.20	\$36.08
	Pay Period	\$1,944	\$1,993	\$2,043	\$2,094	\$2,146	\$2,200	\$2,255	\$2,311	\$2,369	\$2,428	\$2,489	\$2,551	\$2,615	\$2,680	\$2,747	\$2,816
	Monthly	\$4,213	\$4,318	\$4,426	\$4,537	\$4,650	\$4,766	\$4,886	\$5,008	\$5,133	\$5,261	\$5,393	\$5,528	\$5,666	\$5,807	\$5,953	\$6,101
	Yearly	\$50,554	\$51,818	\$53,113	\$54,441	\$55,802	\$57,197	\$58,627	\$60,093	\$61,595	\$63,135	\$64,713	\$66,331	\$67,990	\$69,689	\$71,432	\$73,217
57	Hourly	\$24.91	\$25.54	\$26.17	\$26.83	\$27.50	\$28.19	\$28.89	\$29.61	\$31.11	\$31.89	\$32.69	\$33.50	\$34.34	\$35.20	\$36.08	\$36.98
	Pay Period	\$1,993	\$2,043	\$2,094	\$2,146	\$2,200	\$2,255	\$2,311	\$2,369	\$2,428	\$2,489	\$2,551	\$2,615	\$2,680	\$2,747	\$2,816	\$2,886
	Monthly	\$4,318	\$4,426	\$4,537	\$4,650	\$4,766	\$4,886	\$5,008	\$5,133	\$5,261	\$5,393	\$5,528	\$5,666	\$5,807	\$5,953	\$6,101	\$6,254
	Yearly	\$51,818	\$53,113	\$54,441	\$55,802	\$57,197	\$58,627	\$60,093	\$61,595	\$63,135	\$64,713	\$66,331	\$67,990	\$69,689	\$71,432	\$73,217	\$75,048
58	Hourly	\$25.54	\$26.17	\$26.83	\$27.50	\$28.19	\$28.89	\$29.61	\$31.11	\$31.89	\$32.69	\$33.50	\$34.34	\$35.20	\$36.08	\$36.98	\$37.91
	Pay Period	\$2,043	\$2,094	\$2,146	\$2,200	\$2,255	\$2,311	\$2,369	\$2,428	\$2,489	\$2,551	\$2,615	\$2,680	\$2,747	\$2,816	\$2,886	\$2,959
	Monthly	\$4,426	\$4,537	\$4,650	\$4,766	\$4,886	\$5,008	\$5,133	\$5,261	\$5,393	\$5,528	\$5,666	\$5,807	\$5,953	\$6,101	\$6,254	\$6,410
	Yearly	\$53,113	\$54,441	\$55,802	\$57,197	\$58,627	\$60,093	\$61,595	\$63,135	\$64,713	\$66,331	\$67,990	\$69,689	\$71,432	\$73,217	\$75,048	\$76,924
59	Hourly	\$26.17	\$26.83	\$27.50	\$28.19	\$28.89	\$29.61	\$31.11	\$31.89	\$32.69	\$33.50	\$34.34	\$35.20	\$36.08	\$36.98	\$37.91	\$38.85
	Pay Period	\$2,094	\$2,146	\$2,200	\$2,255	\$2,311	\$2,369	\$2,428	\$2,489	\$2,551	\$2,615	\$2,680	\$2,747	\$2,816	\$2,886	\$2,959	\$3,033
	Monthly	\$4,537	\$4,650	\$4,766	\$4,886	\$5,008	\$5,133	\$5,261	\$5,393	\$5,528	\$5,666	\$5,807	\$5,953	\$6,101	\$6,254	\$6,410	\$6,571
	Yearly	\$54,441	\$55,802	\$57,197	\$58,627	\$60,093	\$61,595	\$63,135	\$64,713	\$66,331	\$67,990	\$69,689	\$71,432	\$73,217	\$75,048	\$76,924	\$78,847
60	Hourly	\$26.83	\$27.50	\$28.19	\$28.89	\$29.61	\$31.11	\$31.89	\$32.69	\$33.50	\$34.34	\$35.20	\$36.08	\$36.98	\$37.91	\$38.85	\$39.83
	Pay Period	\$2,146	\$2,200	\$2,255	\$2,311	\$2,369	\$2,428	\$2,489	\$2,551	\$2,615	\$2,680	\$2,747	\$2,816	\$2,886	\$2,959	\$3,033	\$3,108
	Monthly	\$4,650	\$4,766	\$4,886	\$5,008	\$5,133	\$5,261	\$5,393	\$5,528	\$5,666	\$5,807	\$5,953	\$6,101	\$6,254	\$6,410	\$6,571	\$6,735
	Yearly	\$55,802	\$57,197	\$58,627	\$60,093	\$61,595	\$63,135	\$64,713	\$66,331	\$67,990	\$69,689	\$71,432	\$73,217	\$75,048	\$76,924	\$78,847	\$80,818
61	Hourly	\$27.50	\$28.19	\$28.89	\$29.61	\$31.11	\$31.89	\$32.69	\$33.50	\$34.34	\$35.20	\$36.08	\$36.98	\$37.91	\$38.85	\$39.83	\$40.82
	Pay Period	\$2,200	\$2,255	\$2,311	\$2,369	\$2,428	\$2,489	\$2,551	\$2,615	\$2,680	\$2,747	\$2,816	\$2,886	\$2,959	\$3,033	\$3,108	\$3,186
	Monthly	\$4,766	\$4,886	\$5,008	\$5,133	\$5,261	\$5,393	\$5,528	\$5,666	\$5,807	\$5,953	\$6,101	\$6,254	\$6,410	\$6,571	\$6,735	\$6,903
	Yearly	\$57,197	\$58,627	\$60,093	\$61,595	\$63,135	\$64,713	\$66,331	\$67,990	\$69,689	\$71,432	\$73,217	\$75,048	\$76,924	\$78,847	\$80,818	\$82,839



**Pay Plan - Effective January 1, 2025**

Grade	Step 1	Step 2	Step 3	Step 4	Step 5	Step 6	Step 7	Step 8	Step 9	Step 10	Step 11	Step 12	Step 13	Step 14	Step 15	Step 16	Step 17	
62	Hourly	\$28.19	\$28.89	\$29.61	\$30.35	\$31.11	\$31.89	\$32.69	\$33.50	\$34.34	\$35.20	\$36.08	\$36.98	\$37.91	\$38.85	\$39.83	\$40.82	\$41.84
	Pay Period	\$2,255	\$2,311	\$2,369	\$2,428	\$2,489	\$2,551	\$2,615	\$2,680	\$2,747	\$2,816	\$2,886	\$2,959	\$3,033	\$3,108	\$3,186	\$3,266	\$3,347
	Monthly	\$4,886	\$5,008	\$5,133	\$5,261	\$5,393	\$5,528	\$5,666	\$5,807	\$5,953	\$6,101	\$6,254	\$6,410	\$6,571	\$6,735	\$6,903	\$7,076	\$7,253
	Yearly	\$58,627	\$60,093	\$61,595	\$63,135	\$64,713	\$66,331	\$67,990	\$69,689	\$71,432	\$73,217	\$75,048	\$76,924	\$78,847	\$80,818	\$82,839	\$84,910	\$87,032
63	Hourly	\$28.89	\$29.61	\$30.35	\$31.11	\$31.89	\$32.69	\$33.50	\$34.34	\$35.20	\$36.08	\$36.98	\$37.91	\$38.85	\$39.83	\$40.82	\$41.84	\$42.89
	Pay Period	\$2,311	\$2,369	\$2,428	\$2,489	\$2,551	\$2,615	\$2,680	\$2,747	\$2,816	\$2,886	\$2,959	\$3,033	\$3,108	\$3,186	\$3,266	\$3,347	\$3,431
	Monthly	\$5,008	\$5,133	\$5,261	\$5,393	\$5,528	\$5,666	\$5,807	\$5,953	\$6,101	\$6,254	\$6,410	\$6,571	\$6,735	\$6,903	\$7,076	\$7,253	\$7,434
	Yearly	\$60,093	\$61,595	\$63,135	\$64,713	\$66,331	\$67,990	\$69,689	\$71,432	\$73,217	\$75,048	\$76,924	\$78,847	\$80,818	\$82,839	\$84,910	\$87,032	\$89,208
64	Hourly	\$29.61	\$30.35	\$31.11	\$31.89	\$32.69	\$33.50	\$34.34	\$35.20	\$36.08	\$36.98	\$37.91	\$38.85	\$39.83	\$40.82	\$41.84	\$42.89	\$43.96
	Pay Period	\$2,369	\$2,428	\$2,489	\$2,551	\$2,615	\$2,680	\$2,747	\$2,816	\$2,886	\$2,959	\$3,033	\$3,108	\$3,186	\$3,266	\$3,347	\$3,431	\$3,517
	Monthly	\$5,133	\$5,261	\$5,393	\$5,528	\$5,666	\$5,807	\$5,953	\$6,101	\$6,254	\$6,410	\$6,571	\$6,735	\$6,903	\$7,076	\$7,253	\$7,434	\$7,620
	Yearly	\$61,595	\$63,135	\$64,713	\$66,331	\$67,990	\$69,689	\$71,432	\$73,217	\$75,048	\$76,924	\$78,847	\$80,818	\$82,839	\$84,910	\$87,032	\$89,208	\$91,438
65	Hourly	\$30.35	\$31.11	\$31.89	\$32.69	\$33.50	\$34.34	\$35.20	\$36.08	\$36.98	\$37.91	\$38.85	\$39.83	\$40.82	\$41.84	\$42.89	\$43.96	\$45.06
	Pay Period	\$2,428	\$2,489	\$2,551	\$2,615	\$2,680	\$2,747	\$2,816	\$2,886	\$2,959	\$3,033	\$3,108	\$3,186	\$3,266	\$3,347	\$3,431	\$3,517	\$3,605
	Monthly	\$5,261	\$5,393	\$5,528	\$5,666	\$5,807	\$5,953	\$6,101	\$6,254	\$6,410	\$6,571	\$6,735	\$6,903	\$7,076	\$7,253	\$7,434	\$7,620	\$7,810
	Yearly	\$63,135	\$64,713	\$66,331	\$67,990	\$69,689	\$71,432	\$73,217	\$75,048	\$76,924	\$78,847	\$80,818	\$82,839	\$84,910	\$87,032	\$89,208	\$91,438	\$93,724
66	Hourly	\$31.11	\$31.89	\$32.69	\$33.50	\$34.34	\$35.20	\$36.08	\$36.98	\$37.91	\$38.85	\$39.83	\$40.82	\$41.84	\$42.89	\$43.96	\$45.06	\$46.19
	Pay Period	\$2,489	\$2,551	\$2,615	\$2,680	\$2,747	\$2,816	\$2,886	\$2,959	\$3,033	\$3,108	\$3,186	\$3,266	\$3,347	\$3,431	\$3,517	\$3,605	\$3,695
	Monthly	\$5,393	\$5,528	\$5,666	\$5,807	\$5,953	\$6,101	\$6,254	\$6,410	\$6,571	\$6,735	\$6,903	\$7,076	\$7,253	\$7,434	\$7,620	\$7,810	\$8,006
	Yearly	\$64,713	\$66,331	\$67,990	\$69,689	\$71,432	\$73,217	\$75,048	\$76,924	\$78,847	\$80,818	\$82,839	\$84,910	\$87,032	\$89,208	\$91,438	\$93,724	\$96,067
67	Hourly	\$32.69	\$33.50	\$34.34	\$35.20	\$36.08	\$36.98	\$37.91	\$38.85	\$39.83	\$40.82	\$41.84	\$42.89	\$43.96	\$45.06	\$46.19	\$47.34	\$48.52
	Pay Period	\$2,551	\$2,615	\$2,680	\$2,747	\$2,816	\$2,886	\$2,959	\$3,033	\$3,108	\$3,186	\$3,266	\$3,347	\$3,431	\$3,517	\$3,605	\$3,695	\$3,787
	Monthly	\$5,528	\$5,666	\$5,807	\$5,953	\$6,101	\$6,254	\$6,410	\$6,571	\$6,735	\$6,903	\$7,076	\$7,253	\$7,434	\$7,620	\$7,810	\$8,006	\$8,206
	Yearly	\$66,331	\$67,990	\$69,689	\$71,432	\$73,217	\$75,048	\$76,924	\$78,847	\$80,818	\$82,839	\$84,910	\$87,032	\$89,208	\$91,438	\$93,724	\$96,067	\$98,469
68	Hourly	\$33.50	\$34.34	\$35.20	\$36.08	\$36.98	\$37.91	\$38.85	\$39.83	\$40.82	\$41.84	\$42.89	\$43.96	\$45.06	\$46.19	\$47.34	\$48.52	\$49.74
	Pay Period	\$2,680	\$2,747	\$2,816	\$2,886	\$2,959	\$3,033	\$3,108	\$3,186	\$3,266	\$3,347	\$3,431	\$3,517	\$3,605	\$3,695	\$3,787	\$3,882	\$3,979
	Monthly	\$5,807	\$5,953	\$6,101	\$6,254	\$6,410	\$6,571	\$6,735	\$6,903	\$7,076	\$7,253	\$7,434	\$7,620	\$7,810	\$8,006	\$8,206	\$8,411	\$8,621
	Yearly	\$67,990	\$69,689	\$71,432	\$73,217	\$75,048	\$76,924	\$78,847	\$80,818	\$82,839	\$84,910	\$87,032	\$89,208	\$91,438	\$93,724	\$96,067	\$98,469	\$100,931
69	Hourly	\$34.34	\$35.20	\$36.08	\$36.98	\$37.91	\$38.85	\$39.83	\$40.82	\$41.84	\$42.89	\$43.96	\$45.06	\$46.19	\$47.34	\$48.52	\$49.74	\$50.98
	Pay Period	\$2,747	\$2,816	\$2,886	\$2,959	\$3,033	\$3,108	\$3,186	\$3,266	\$3,347	\$3,431	\$3,517	\$3,605	\$3,695	\$3,787	\$3,882	\$3,979	\$4,078
	Monthly	\$5,953	\$6,101	\$6,254	\$6,410	\$6,571	\$6,735	\$6,903	\$7,076	\$7,253	\$7,434	\$7,620	\$7,810	\$8,006	\$8,206	\$8,411	\$8,621	\$8,837
	Yearly	\$69,689	\$71,432	\$73,217	\$75,048	\$76,924	\$78,847	\$80,818	\$82,839	\$84,910	\$87,032	\$89,208	\$91,438	\$93,724	\$96,067	\$98,469	\$100,931	\$103,454
70	Hourly	\$34.34	\$35.20	\$36.08	\$36.98	\$37.91	\$38.85	\$39.83	\$40.82	\$41.84	\$42.89	\$43.96	\$45.06	\$46.19	\$47.34	\$48.52	\$49.74	\$50.98
	Pay Period	\$2,747	\$2,816	\$2,886	\$2,959	\$3,033	\$3,108	\$3,186	\$3,266	\$3,347	\$3,431	\$3,517	\$3,605	\$3,695	\$3,787	\$3,882	\$3,979	\$4,078
	Monthly	\$5,953	\$6,101	\$6,254	\$6,410	\$6,571	\$6,735	\$6,903	\$7,076	\$7,253	\$7,434	\$7,620	\$7,810	\$8,006	\$8,206	\$8,411	\$8,621	\$8,837
	Yearly	\$69,689	\$71,432	\$73,217	\$75,048	\$76,924	\$78,847	\$80,818	\$82,839	\$84,910	\$87,032	\$89,208	\$91,438	\$93,724	\$96,067	\$98,469	\$100,931	\$103,454
71	Hourly	\$35.20	\$36.08	\$36.98	\$37.91	\$38.85	\$39.83	\$40.82	\$41.84	\$42.89	\$43.96	\$45.06	\$46.19	\$47.34	\$48.52	\$49.74	\$50.98	\$52.26
	Pay Period	\$2,816	\$2,886	\$2,959	\$3,033	\$3,108	\$3,186	\$3,266	\$3,347	\$3,431	\$3,517	\$3,605	\$3,695	\$3,787	\$3,882	\$3,979	\$4,078	\$4,180
	Monthly	\$6,101	\$6,254	\$6,410	\$6,571	\$6,735	\$6,903	\$7,076	\$7,253	\$7,434	\$7,620	\$7,810	\$8,006	\$8,206	\$8,411	\$8,621	\$8,837	\$9,058
	Yearly	\$73,217	\$75,048	\$76,924	\$78,847	\$80,818	\$82,839	\$84,910	\$87,032	\$89,208	\$91,438	\$93,724	\$96,067	\$98,469	\$100,931	\$103,454	\$106,041	\$108,692
72	Hourly	\$36.08	\$36.98	\$37.91	\$38.85	\$39.83	\$40.82	\$41.84	\$42.89	\$43.96	\$45.06	\$46.19	\$47.34	\$48.52	\$49.74	\$50.98	\$52.26	\$53.56
	Pay Period	\$2,886	\$2,959	\$3,033	\$3,108	\$3,186	\$3,266	\$3,347	\$3,431	\$3,517	\$3,605	\$3,695	\$3,787	\$3,882	\$3,979	\$4,078	\$4,180	\$4,285
	Monthly	\$6,254	\$6,410	\$6,571	\$6,735	\$6,903	\$7,076	\$7,253	\$7,434	\$7,620	\$7,810	\$8,006	\$8,206	\$8,411	\$8,621	\$8,837	\$9,058	\$9,284
	Yearly	\$75,048	\$76,924	\$78,847	\$80,818	\$82,839	\$84,910	\$87,032	\$89,208	\$91,438	\$93,724	\$96,067	\$98,469	\$100,931	\$103,454	\$106,041	\$108,692	\$111,409
73	Hourly	\$36.98	\$37.91	\$38.85	\$39.83	\$40.82	\$41.84	\$42.89	\$43.96	\$45.06	\$46.19	\$47.34	\$48.52	\$49.74	\$50.98	\$52.26	\$53.56	\$54.90
	Pay Period	\$2,959	\$3,033	\$3,108	\$3,186	\$3,266	\$3,347	\$3,431	\$3,517	\$3,605	\$3,695	\$3,787	\$3,882	\$3,979	\$4,078	\$4,180	\$4,285	\$4,392
	Monthly	\$6,410	\$6,571	\$6,735	\$6,903	\$7,076	\$7,253	\$7,434	\$7,620	\$7,810	\$8,006	\$8,206	\$8,411	\$8,621	\$8,837	\$9,058	\$9,284	\$9,516
	Yearly	\$76,924	\$78,847	\$80,818	\$82,839	\$84,910	\$87,032	\$89,208	\$91,438	\$93,724	\$96,067	\$98,469	\$100,931	\$103,454	\$106,041	\$108,692	\$111,409	\$114,194
74	Hourly	\$37.91	\$38.85	\$39.83	\$40.82	\$41.84	\$42.89	\$43.96	\$45.06	\$46.19	\$47.34	\$48.52	\$49.74	\$50.98	\$52.26	\$53.56	\$54.90	\$56.27
	Pay Period	\$3,033	\$3,108	\$3,186	\$3,266	\$3,347	\$3,431	\$3,517	\$3,605	\$3,695	\$3,787	\$3,882	\$3,979	\$4,078	\$4,180	\$4,285	\$4,392	\$4,502
	Monthly	\$6,571	\$6,735	\$6,903	\$7,076	\$7,253	\$7,434	\$7,620	\$7,810	\$8,006	\$8,206	\$8,411	\$8,621	\$8,837	\$9,058	\$9,284	\$9,516	\$9,754
	Yearly	\$78,847	\$80,818	\$82,839	\$84,910	\$87,032	\$89,208	\$91,438	\$93,724	\$96,067	\$98,469	\$100,931	\$103,454	\$106,041	\$108,692	\$111,409	\$114,194	\$117,049

**Pay Plan - Effective January 1, 2025**

Grade	Step 1	Step 2	Step 3	Step 4	Step 5	Step 6	Step 7	Step 8	Step 9	Step 10	Step 11	Step 12	Step 13	Step 14	Step 15	Step 16	Step 17	
75	Hourly	\$38.85	\$39.83	\$40.82	\$41.84	\$42.89	\$43.96	\$45.06	\$46.19	\$47.34	\$48.52	\$49.74	\$50.98	\$52.26	\$53.56	\$54.90	\$56.27	\$57.68
	Pay Period	\$3,108	\$3,186	\$3,266	\$3,347	\$3,431	\$3,517	\$3,605	\$3,695	\$3,787	\$3,882	\$3,979	\$4,078	\$4,180	\$4,285	\$4,392	\$4,502	\$4,614
	Monthly	\$6,735	\$6,903	\$7,076	\$7,253	\$7,434	\$7,620	\$7,810	\$8,006	\$8,206	\$8,411	\$8,621	\$8,837	\$9,058	\$9,284	\$9,516	\$9,754	\$9,998
	Yearly	\$80,818	\$82,839	\$84,910	\$87,032	\$89,208	\$91,438	\$93,724	\$96,067	\$98,469	\$100,931	\$103,454	\$106,041	\$108,692	\$111,409	\$114,194	\$117,049	\$119,975
	Hourly	\$39.83	\$40.82	\$41.84	\$42.89	\$43.96	\$45.06	\$46.19	\$47.34	\$48.52	\$49.74	\$50.98	\$52.26	\$53.56	\$54.90	\$56.27	\$57.68	\$59.12
76	Pay Period	\$3,186	\$3,266	\$3,347	\$3,431	\$3,517	\$3,605	\$3,695	\$3,787	\$3,882	\$3,979	\$4,078	\$4,180	\$4,285	\$4,392	\$4,502	\$4,614	\$4,730
	Monthly	\$6,903	\$7,076	\$7,253	\$7,434	\$7,620	\$7,810	\$8,006	\$8,206	\$8,411	\$8,621	\$8,837	\$9,058	\$9,284	\$9,516	\$9,754	\$9,998	\$10,248
	Yearly	\$82,839	\$84,910	\$87,032	\$89,208	\$91,438	\$93,724	\$96,067	\$98,469	\$100,931	\$103,454	\$106,041	\$108,692	\$111,409	\$114,194	\$117,049	\$119,975	\$122,975
	Hourly	\$40.82	\$41.84	\$42.89	\$43.96	\$45.06	\$46.19	\$47.34	\$48.52	\$49.74	\$50.98	\$52.26	\$53.56	\$54.90	\$56.27	\$57.68	\$59.12	\$60.60
	Pay Period	\$3,266	\$3,347	\$3,431	\$3,517	\$3,605	\$3,695	\$3,787	\$3,882	\$3,979	\$4,078	\$4,180	\$4,285	\$4,392	\$4,502	\$4,614	\$4,730	\$4,848
77	Monthly	\$7,076	\$7,253	\$7,434	\$7,620	\$7,810	\$8,006	\$8,206	\$8,411	\$8,621	\$8,837	\$9,058	\$9,284	\$9,516	\$9,754	\$9,998	\$10,248	\$10,504
	Yearly	\$84,910	\$87,032	\$89,208	\$91,438	\$93,724	\$96,067	\$98,469	\$100,931	\$103,454	\$106,041	\$108,692	\$111,409	\$114,194	\$117,049	\$119,975	\$122,975	\$126,049
	Hourly	\$41.84	\$42.89	\$43.96	\$45.06	\$46.19	\$47.34	\$48.52	\$49.74	\$50.98	\$52.26	\$53.56	\$54.90	\$56.27	\$57.68	\$59.12	\$60.60	\$62.12
	Pay Period	\$3,347	\$3,431	\$3,517	\$3,605	\$3,695	\$3,787	\$3,882	\$3,979	\$4,078	\$4,180	\$4,285	\$4,392	\$4,502	\$4,614	\$4,730	\$4,848	\$4,969
	Monthly	\$7,253	\$7,434	\$7,620	\$7,810	\$8,006	\$8,206	\$8,411	\$8,621	\$8,837	\$9,058	\$9,284	\$9,516	\$9,754	\$9,998	\$10,248	\$10,504	\$10,767
78	Yearly	\$87,032	\$89,208	\$91,438	\$93,724	\$96,067	\$98,469	\$100,931	\$103,454	\$106,041	\$108,692	\$111,409	\$114,194	\$117,049	\$119,975	\$122,975	\$126,049	\$129,200
	Hourly	\$42.89	\$43.96	\$45.06	\$46.19	\$47.34	\$48.52	\$49.74	\$50.98	\$52.26	\$53.56	\$54.90	\$56.27	\$57.68	\$59.12	\$60.60	\$62.12	\$63.67
	Pay Period	\$3,431	\$3,517	\$3,605	\$3,695	\$3,787	\$3,882	\$3,979	\$4,078	\$4,180	\$4,285	\$4,392	\$4,502	\$4,614	\$4,730	\$4,848	\$4,969	\$5,093
	Monthly	\$7,434	\$7,620	\$7,810	\$8,006	\$8,206	\$8,411	\$8,621	\$8,837	\$9,058	\$9,284	\$9,516	\$9,754	\$9,998	\$10,248	\$10,504	\$10,767	\$11,036
	Yearly	\$89,208	\$91,438	\$93,724	\$96,067	\$98,469	\$100,931	\$103,454	\$106,041	\$108,692	\$111,409	\$114,194	\$117,049	\$119,975	\$122,975	\$126,049	\$129,200	\$132,430
80	Hourly	\$43.96	\$45.06	\$46.19	\$47.34	\$48.52	\$49.74	\$50.98	\$52.26	\$53.56	\$54.90	\$56.27	\$57.68	\$59.12	\$60.60	\$62.12	\$63.67	\$65.26
	Pay Period	\$3,517	\$3,605	\$3,695	\$3,787	\$3,882	\$3,979	\$4,078	\$4,180	\$4,285	\$4,392	\$4,502	\$4,614	\$4,730	\$4,848	\$4,969	\$5,093	\$5,221
	Monthly	\$7,620	\$7,810	\$8,006	\$8,206	\$8,411	\$8,621	\$8,837	\$9,058	\$9,284	\$9,516	\$9,754	\$9,998	\$10,248	\$10,504	\$10,767	\$11,036	\$11,312
	Yearly	\$91,438	\$93,724	\$96,067	\$98,469	\$100,931	\$103,454	\$106,041	\$108,692	\$111,409	\$114,194	\$117,049	\$119,975	\$122,975	\$126,049	\$129,200	\$132,430	\$135,741
	Hourly	\$45.06	\$46.19	\$47.34	\$48.52	\$49.74	\$50.98	\$52.26	\$53.56	\$54.90	\$56.27	\$57.68	\$59.12	\$60.60	\$62.12	\$63.67	\$65.26	\$66.89
81	Pay Period	\$3,605	\$3,695	\$3,787	\$3,882	\$3,979	\$4,078	\$4,180	\$4,285	\$4,392	\$4,502	\$4,614	\$4,730	\$4,848	\$4,969	\$5,093	\$5,221	\$5,351
	Monthly	\$7,810	\$8,006	\$8,206	\$8,411	\$8,621	\$8,837	\$9,058	\$9,284	\$9,516	\$9,754	\$9,998	\$10,248	\$10,504	\$10,767	\$11,036	\$11,312	\$11,595
	Yearly	\$93,724	\$96,067	\$98,469	\$100,931	\$103,454	\$106,041	\$108,692	\$111,409	\$114,194	\$117,049	\$119,975	\$122,975	\$126,049	\$129,200	\$132,430	\$135,741	\$139,134
	Hourly	\$46.19	\$47.34	\$48.52	\$49.74	\$50.98	\$52.26	\$53.56	\$54.90	\$56.27	\$57.68	\$59.12	\$60.60	\$62.12	\$63.67	\$65.26	\$66.89	\$68.56
	Pay Period	\$3,695	\$3,787	\$3,882	\$3,979	\$4,078	\$4,180	\$4,285	\$4,392	\$4,502	\$4,614	\$4,730	\$4,848	\$4,969	\$5,093	\$5,221	\$5,351	\$5,485
82	Monthly	\$8,006	\$8,206	\$8,411	\$8,621	\$8,837	\$9,058	\$9,284	\$9,516	\$9,754	\$9,998	\$10,248	\$10,504	\$10,767	\$11,036	\$11,312	\$11,595	\$11,884
	Yearly	\$96,067	\$98,469	\$100,931	\$103,454	\$106,041	\$108,692	\$111,409	\$114,194	\$117,049	\$119,975	\$122,975	\$126,049	\$129,200	\$132,430	\$135,741	\$139,134	\$142,613
	Hourly	\$47.34	\$48.52	\$49.74	\$50.98	\$52.26	\$53.56	\$54.90	\$56.27	\$57.68	\$59.12	\$60.60	\$62.12	\$63.67	\$65.26	\$66.89	\$68.56	\$70.28
	Pay Period	\$3,787	\$3,882	\$3,979	\$4,078	\$4,180	\$4,285	\$4,392	\$4,502	\$4,614	\$4,730	\$4,848	\$4,969	\$5,093	\$5,221	\$5,351	\$5,485	\$5,622
	Monthly	\$8,206	\$8,411	\$8,621	\$8,837	\$9,058	\$9,284	\$9,516	\$9,754	\$9,998	\$10,248	\$10,504	\$10,767	\$11,036	\$11,312	\$11,595	\$11,884	\$12,182
83	Yearly	\$98,469	\$100,931	\$103,454	\$106,041	\$108,692	\$111,409	\$114,194	\$117,049	\$119,975	\$122,975	\$126,049	\$129,200	\$132,430	\$135,741	\$139,134	\$142,613	\$146,178
	Hourly	\$48.52	\$49.74	\$50.98	\$52.26	\$53.56	\$54.90	\$56.27	\$57.68	\$59.12	\$60.60	\$62.12	\$63.67	\$65.26	\$66.89	\$68.56	\$70.28	\$72.03
	Pay Period	\$3,882	\$3,979	\$4,078	\$4,180	\$4,285	\$4,392	\$4,502	\$4,614	\$4,730	\$4,848	\$4,969	\$5,093	\$5,221	\$5,351	\$5,485	\$5,622	\$5,763
	Monthly	\$8,411	\$8,621	\$8,837	\$9,058	\$9,284	\$9,516	\$9,754	\$9,998	\$10,248	\$10,504	\$10,767	\$11,036	\$11,312	\$11,595	\$11,884	\$12,182	\$12,486
	Yearly	\$100,931	\$103,454	\$106,041	\$108,692	\$111,409	\$114,194	\$117,049	\$119,975	\$122,975	\$126,049	\$129,200	\$132,430	\$135,741	\$139,134	\$142,613	\$146,178	\$149,833
84	Hourly	\$49.74	\$50.98	\$52.26	\$53.56	\$54.90	\$56.27	\$57.68	\$59.12	\$60.60	\$62.12	\$63.67	\$65.26	\$66.89	\$68.56	\$70.28	\$72.03	\$73.84
	Pay Period	\$3,979	\$4,078	\$4,180	\$4,285	\$4,392	\$4,502	\$4,614	\$4,730	\$4,848	\$4,969	\$5,093	\$5,221	\$5,351	\$5,485	\$5,622	\$5,763	\$5,907
	Monthly	\$8,621	\$8,837	\$9,058	\$9,284	\$9,516	\$9,754	\$9,998	\$10,248	\$10,504	\$10,767	\$11,036	\$11,312	\$11,595	\$11,884	\$12,182	\$12,486	\$12,798
	Yearly	\$103,454	\$106,041	\$108,692	\$111,409	\$114,194	\$117,049	\$119,975	\$122,975	\$126,049	\$129,200	\$132,430	\$135,741	\$139,134	\$142,613	\$146,178	\$149,833	\$153,578
	Hourly	\$50.98	\$52.26	\$53.56	\$54.90	\$56.27	\$57.68	\$59.12	\$60.60	\$62.12	\$63.67	\$65.26	\$66.89	\$68.56	\$70.28	\$72.03	\$73.84	\$75.68
85	Pay Period	\$4,078	\$4,180	\$4,285	\$4,392	\$4,502	\$4,614	\$4,730	\$4,848	\$4,969	\$5,093	\$5,221	\$5,351	\$5,485	\$5,622	\$5,763	\$5,907	\$6,055
	Monthly	\$8,837	\$9,058	\$9,284	\$9,516	\$9,754	\$9,998	\$10,248	\$10,504	\$10,767	\$11,036	\$11,312	\$11,595	\$11,884	\$12,182	\$12,486	\$12,798	\$13,118
	Yearly	\$106,041	\$108,692	\$111,409	\$114,194	\$117,049	\$119,975	\$122,975	\$126,049	\$129,200	\$132,430	\$135,741	\$139,134	\$142,613	\$146,178	\$149,833	\$153,578	\$157,418
	Hourly	\$52.26	\$53.56	\$54.90	\$56.27	\$57.68	\$59.12	\$60.60	\$62.12	\$63.67	\$65.26	\$66.89	\$68.56	\$70.28	\$72.03	\$73.84	\$75.68	\$77.57
	Pay Period	\$4,180	\$4,285	\$4,392	\$4,502	\$4,614	\$4,730	\$4,848	\$4,969	\$5,093	\$5,221	\$5,351	\$5,485	\$5,622	\$5,763	\$5,907	\$6,055	\$6,206
86	Monthly	\$9,058	\$9,284	\$9,516	\$9,754	\$9,998	\$10,248	\$10,504	\$10,767	\$11,036	\$11,312	\$11,595	\$11,884	\$12,182	\$12,486	\$12,798	\$13,118	\$13,446
	Yearly	\$108,692	\$111,409	\$114,194	\$117,049	\$119,975	\$122,975	\$126,049	\$129,200	\$132,430	\$135,741	\$139,134	\$142,613	\$146,178	\$149,833	\$153,578	\$157,418	\$161,353
	Hourly	\$53.56	\$54.90	\$56.27	\$57.68	\$59.12	\$60.60	\$62.12	\$63.67	\$65.26	\$66.89	\$68.56	\$70.28	\$72.03	\$73.84	\$75.68	\$77.57	\$79.48
	Pay Period	\$4,285	\$4,392	\$4,502	\$4,614	\$4,730	\$4,848	\$4,969	\$5,093	\$5,221	\$5,351	\$5,485	\$5,622	\$5,763	\$5			

**Pay Plan - Effective January 1, 2025**

Grade	Step 1	Step 2	Step 3	Step 4	Step 5	Step 6	Step 7	Step 8	Step 9	Step 10	Step 11	Step 12	Step 13	Step 14	Step 15	Step 16	Step 17	
88	Hourly	\$53.56	\$54.90	\$56.27	\$57.68	\$59.12	\$60.60	\$62.12	\$63.67	\$65.26	\$66.89	\$68.56	\$70.28	\$72.03	\$73.84	\$75.68	\$77.57	\$79.51
	Pay Period	\$4,285	\$4,392	\$4,502	\$4,614	\$4,730	\$4,848	\$4,969	\$5,093	\$5,221	\$5,351	\$5,485	\$5,622	\$5,763	\$5,907	\$6,055	\$6,206	\$6,361
	Monthly	\$9,284	\$9,516	\$9,754	\$9,998	\$10,248	\$10,504	\$10,767	\$11,036	\$11,312	\$11,595	\$11,884	\$12,182	\$12,486	\$12,798	\$13,118	\$13,446	\$13,782
	Yearly	\$111,409	\$114,194	\$117,049	\$119,975	\$122,975	\$126,049	\$129,200	\$132,430	\$135,741	\$139,134	\$142,613	\$146,178	\$149,833	\$153,578	\$157,418	\$161,353	\$165,387
89	Hourly	\$54.90	\$56.27	\$57.68	\$59.12	\$60.60	\$62.12	\$63.67	\$65.26	\$66.89	\$68.56	\$70.28	\$72.03	\$73.84	\$75.68	\$77.57	\$79.51	\$81.50
	Pay Period	\$4,392	\$4,502	\$4,614	\$4,730	\$4,848	\$4,969	\$5,093	\$5,221	\$5,351	\$5,485	\$5,622	\$5,763	\$5,907	\$6,055	\$6,206	\$6,361	\$6,520
	Monthly	\$9,516	\$9,754	\$9,998	\$10,248	\$10,504	\$10,767	\$11,036	\$11,312	\$11,595	\$11,884	\$12,182	\$12,486	\$12,798	\$13,118	\$13,446	\$13,782	\$14,127
	Yearly	\$114,194	\$117,049	\$119,975	\$122,975	\$126,049	\$129,200	\$132,430	\$135,741	\$139,134	\$142,613	\$146,178	\$149,833	\$153,578	\$157,418	\$161,353	\$165,387	\$169,522
90	Hourly	\$56.27	\$57.68	\$59.12	\$60.60	\$62.12	\$63.67	\$65.26	\$66.89	\$68.56	\$70.28	\$72.03	\$73.84	\$75.68	\$77.57	\$79.51	\$81.50	\$83.54
	Pay Period	\$4,502	\$4,614	\$4,730	\$4,848	\$4,969	\$5,093	\$5,221	\$5,351	\$5,485	\$5,622	\$5,763	\$5,907	\$6,055	\$6,206	\$6,361	\$6,520	\$6,683
	Monthly	\$9,754	\$9,998	\$10,248	\$10,504	\$10,767	\$11,036	\$11,312	\$11,595	\$11,884	\$12,182	\$12,486	\$12,798	\$13,118	\$13,446	\$13,782	\$14,127	\$14,480
	Yearly	\$117,049	\$119,975	\$122,975	\$126,049	\$129,200	\$132,430	\$135,741	\$139,134	\$142,613	\$146,178	\$149,833	\$153,578	\$157,418	\$161,353	\$165,387	\$169,522	\$173,760
91	Hourly	\$57.68	\$59.12	\$60.60	\$62.12	\$63.67	\$65.26	\$66.89	\$68.56	\$70.28	\$72.03	\$73.84	\$75.68	\$77.57	\$79.51	\$81.50	\$83.54	\$85.63
	Pay Period	\$4,614	\$4,730	\$4,848	\$4,969	\$5,093	\$5,221	\$5,351	\$5,485	\$5,622	\$5,763	\$5,907	\$6,055	\$6,206	\$6,361	\$6,520	\$6,683	\$6,850
	Monthly	\$9,998	\$10,248	\$10,504	\$10,767	\$11,036	\$11,312	\$11,595	\$11,884	\$12,182	\$12,486	\$12,798	\$13,118	\$13,446	\$13,782	\$14,127	\$14,480	\$14,842
	Yearly	\$119,975	\$122,975	\$126,049	\$129,200	\$132,430	\$135,741	\$139,134	\$142,613	\$146,178	\$149,833	\$153,578	\$157,418	\$161,353	\$165,387	\$169,522	\$173,760	\$178,104
92	Hourly	\$59.12	\$60.60	\$62.12	\$63.67	\$65.26	\$66.89	\$68.56	\$70.28	\$72.03	\$73.84	\$75.68	\$77.57	\$79.51	\$81.50	\$83.54	\$85.63	\$87.77
	Pay Period	\$4,730	\$4,848	\$4,969	\$5,093	\$5,221	\$5,351	\$5,485	\$5,622	\$5,763	\$5,907	\$6,055	\$6,206	\$6,361	\$6,520	\$6,683	\$6,850	\$7,021
	Monthly	\$10,248	\$10,504	\$10,767	\$11,036	\$11,312	\$11,595	\$11,884	\$12,182	\$12,486	\$12,798	\$13,118	\$13,446	\$13,782	\$14,127	\$14,480	\$14,842	\$15,213
	Yearly	\$122,975	\$126,049	\$129,200	\$132,430	\$135,741	\$139,134	\$142,613	\$146,178	\$149,833	\$153,578	\$157,418	\$161,353	\$165,387	\$169,522	\$173,760	\$178,104	\$182,556
93	Hourly	\$60.60	\$62.12	\$63.67	\$65.26	\$66.89	\$68.56	\$70.28	\$72.03	\$73.84	\$75.68	\$77.57	\$79.51	\$81.50	\$83.54	\$85.63	\$87.77	\$89.96
	Pay Period	\$4,848	\$4,969	\$5,093	\$5,221	\$5,351	\$5,485	\$5,622	\$5,763	\$5,907	\$6,055	\$6,206	\$6,361	\$6,520	\$6,683	\$6,850	\$7,021	\$7,197
	Monthly	\$10,504	\$10,767	\$11,036	\$11,312	\$11,595	\$11,884	\$12,182	\$12,486	\$12,798	\$13,118	\$13,446	\$13,782	\$14,127	\$14,480	\$14,842	\$15,213	\$15,593
	Yearly	\$126,049	\$129,200	\$132,430	\$135,741	\$139,134	\$142,613	\$146,178	\$149,833	\$153,578	\$157,418	\$161,353	\$165,387	\$169,522	\$173,760	\$178,104	\$182,556	\$187,120
94	Hourly	\$62.12	\$63.67	\$65.26	\$66.89	\$68.56	\$70.28	\$72.03	\$73.84	\$75.68	\$77.57	\$79.51	\$81.50	\$83.54	\$85.63	\$87.77	\$89.96	\$92.21
	Pay Period	\$4,969	\$5,093	\$5,221	\$5,351	\$5,485	\$5,622	\$5,763	\$5,907	\$6,055	\$6,206	\$6,361	\$6,520	\$6,683	\$6,850	\$7,021	\$7,197	\$7,377
	Monthly	\$10,767	\$11,036	\$11,312	\$11,595	\$11,884	\$12,182	\$12,486	\$12,798	\$13,118	\$13,446	\$13,782	\$14,127	\$14,480	\$14,842	\$15,213	\$15,593	\$15,983
	Yearly	\$129,200	\$132,430	\$135,741	\$139,134	\$142,613	\$146,178	\$149,833	\$153,578	\$157,418	\$161,353	\$165,387	\$169,522	\$173,760	\$178,104	\$182,556	\$187,120	\$191,798
95	Hourly	\$63.67	\$65.26	\$66.89	\$68.56	\$70.28	\$72.03	\$73.84	\$75.68	\$77.57	\$79.51	\$81.50	\$83.54	\$85.63	\$87.77	\$89.96	\$92.21	\$94.52
	Pay Period	\$5,093	\$5,221	\$5,351	\$5,485	\$5,622	\$5,763	\$5,907	\$6,055	\$6,206	\$6,361	\$6,520	\$6,683	\$6,850	\$7,021	\$7,197	\$7,377	\$7,561
	Monthly	\$11,036	\$11,312	\$11,595	\$11,884	\$12,182	\$12,486	\$12,798	\$13,118	\$13,446	\$13,782	\$14,127	\$14,480	\$14,842	\$15,213	\$15,593	\$15,983	\$16,383
	Yearly	\$132,430	\$135,741	\$139,134	\$142,613	\$146,178	\$149,833	\$153,578	\$157,418	\$161,353	\$165,387	\$169,522	\$173,760	\$178,104	\$182,556	\$187,120	\$191,798	\$196,593
96	Hourly	\$65.26	\$66.89	\$68.56	\$70.28	\$72.03	\$73.84	\$75.68	\$77.57	\$79.51	\$81.50	\$83.54	\$85.63	\$87.77	\$89.96	\$92.21	\$94.52	\$96.88
	Pay Period	\$5,221	\$5,351	\$5,485	\$5,622	\$5,763	\$5,907	\$6,054	\$6,206	\$6,361	\$6,520	\$6,683	\$6,850	\$7,021	\$7,197	\$7,377	\$7,561	\$7,750
	Monthly	\$11,312	\$11,595	\$11,884	\$12,182	\$12,486	\$12,798	\$13,118	\$13,446	\$13,782	\$14,127	\$14,480	\$14,842	\$15,213	\$15,593	\$15,983	\$16,383	\$16,792
	Yearly	\$135,740	\$139,135	\$142,613	\$146,178	\$149,832	\$153,578	\$157,416	\$161,352	\$165,386	\$169,521	\$173,759	\$178,104	\$182,557	\$187,121	\$191,799	\$196,594	\$201,509
97	Hourly	\$66.89	\$68.56	\$70.28	\$72.03	\$73.84	\$75.68	\$77.57	\$79.51	\$81.50	\$83.54	\$85.63	\$87.77	\$89.96	\$92.21	\$94.52	\$96.88	\$99.30
	Pay Period	\$5,351	\$5,485	\$5,622	\$5,763	\$5,907	\$6,055	\$6,206	\$6,361	\$6,520	\$6,683	\$6,850	\$7,021	\$7,197	\$7,377	\$7,561	\$7,750	\$7,944
	Monthly	\$11,595	\$11,884	\$12,182	\$12,486	\$12,798	\$13,118	\$13,446	\$13,782	\$14,127	\$14,480	\$14,842	\$15,213	\$15,593	\$15,983	\$16,383	\$16,792	\$17,212
	Yearly	\$139,134	\$142,613	\$146,178	\$149,832	\$153,578	\$157,417	\$161,351	\$165,386	\$169,521	\$173,760	\$178,103	\$182,557	\$187,121	\$191,799	\$196,594	\$201,509	\$206,547
98	Hourly	\$68.56	\$70.28	\$72.03	\$73.84	\$75.68	\$77.57	\$79.51	\$81.50	\$83.54	\$85.63	\$87.77	\$89.96	\$92.21	\$94.52	\$96.88	\$99.30	\$101.78
	Pay Period	\$5,485	\$5,622	\$5,763	\$5,907	\$6,055	\$6,206	\$6,361	\$6,520	\$6,683	\$6,850	\$7,021	\$7,197	\$7,377	\$7,561	\$7,750	\$7,944	\$8,143
	Monthly	\$11,884	\$12,182	\$12,486	\$12,798	\$13,118	\$13,446	\$13,782	\$14,127	\$14,480	\$14,842	\$15,213	\$15,593	\$15,983	\$16,383	\$16,792	\$17,212	\$17,643
	Yearly	\$142,612	\$146,178	\$149,832	\$153,578	\$157,417	\$161,352	\$165,385	\$169,521	\$173,759	\$178,104	\$182,556	\$187,121	\$191,799	\$196,594	\$201,509	\$206,547	\$211,711
99	Hourly	\$70.28	\$72.03	\$73.84	\$75.68	\$77.57	\$79.51	\$81.50	\$83.54	\$85.63	\$87.77	\$89.96	\$92.21	\$94.52	\$96.88	\$99.30	\$101.78	\$104.33
	Pay Period	\$5,622	\$5,763	\$5,907	\$6,055	\$6,206	\$6,361	\$6,520	\$6,683	\$6,850	\$7,021	\$7,197	\$7,377	\$7,561	\$7,750	\$7,944	\$8,143	\$8,346
	Monthly	\$12,181	\$12,486	\$12,798	\$13,118	\$13,446	\$13,782	\$14,127	\$14,480	\$14,842	\$15,213	\$15,593	\$15,983	\$16,383	\$16,792	\$17,212	\$17,643	\$18,084
	Yearly	\$146,177	\$149,832	\$153,578	\$157,417	\$161,352	\$165,386	\$169,520	\$173,759	\$178,103	\$182,557	\$187,120	\$191,799	\$196,594	\$201,509	\$206,547	\$211,711	\$217,004
100	Hourly	\$72.03	\$73.84	\$75.68	\$77.57	\$79.51	\$81.50	\$83.54	\$85.63	\$87.77	\$89.96	\$92.21	\$94.52	\$96.88	\$99.30	\$101.78	\$104.33	\$106.94
	Pay Period	\$5,763	\$5,907	\$6,055	\$6,206	\$6,361	\$6,520	\$6,683	\$6,850	\$7,021	\$7,197	\$7,377	\$7,561	\$7,750	\$7,944	\$8,143	\$8,346	\$8,555
	Monthly	\$12,486	\$12,798	\$13,118	\$13,446	\$13,782	\$14,127	\$14,480	\$14,842	\$15,213	\$15,593	\$15,983	\$16,383	\$16,792	\$17,212	\$17,643	\$18,084	\$18,536
	Yearly	\$149,831	\$153,578	\$157,417	\$161,352	\$165,386	\$169,521	\$173,758	\$178,103	\$182,556	\$187,121	\$191,798	\$196,594	\$201,509	\$206,547	\$211,711	\$217,004	\$222,429

Occupational Job Families and Job Classes	Recommended				
	Number of Positions	New Grade	Min Step (Step 1)	Mid Step (Step 9)	Max Step (Step 17)
<b><u>Executive Group</u></b>					
City Manager	1	98	\$142,612	\$173,759	\$211,711
Assistant City Manager	1	94	\$129,200	\$157,418	\$191,798
Communication and Engagement Manager	1	73	\$76,924	\$93,724	\$114,194
Disaster Recovery Grant Manager	1	70	\$71,432	\$87,032	\$106,041
City Clerk	1	66	\$64,713	\$78,847	\$96,067
Grant Project Compliance Coordinator	1	62	\$58,627	\$71,432	\$87,032
Public Safety Information Outreach Officer	1	60	\$55,802	\$67,990	\$82,839
Communication Specialist	1	56	\$50,554	\$61,595	\$75,048
<b><u>Human Resource Group</u></b>					
Human Resource Director	1	79	\$89,208	\$108,692	\$132,430
Human Resource Generalist, Senior	2	66	\$64,713	\$78,847	\$96,067
Human Resource Generalist	1	60	\$55,802	\$67,990	\$82,839
Human Resource Specialist	0	56	\$50,554	\$61,595	\$75,048
<b><u>Legal Group</u></b>					
City Attorney	1	86	\$106,041	\$129,200	\$157,418
Assistant City Attorney	2	77	\$84,910	\$103,454	\$126,049
Staff Attorney	0	68	\$67,990	\$82,839	\$100,931
Legal Administrative Assistant	1	52	\$45,799	\$55,802	\$67,990
<b><u>Administrative Support Group</u></b>					
Clerk Of Municipal Court	1	58	\$53,113	\$64,713	\$78,847
Executive Secretary	1	55	\$49,321	\$60,093	\$73,217
Office and Administrative Specialist, Senior	5	56	\$50,554	\$61,595	\$75,048
Office and Administrative Specialist	2	53	\$46,944	\$57,197	\$69,689
Administrative Clerk, Principal	5	52	\$45,799	\$55,802	\$67,990
Administrative Clerk, Senior	0	49	\$42,529	\$51,818	\$63,135
Administrative Clerk	1	46	\$39,493	\$48,118	\$58,627
<b><u>Finance And Accounting Group</u></b>					
Finance Director	1	90	\$117,049	\$142,613	\$173,760
Comptroller	1	78	\$87,032	\$106,041	\$129,200
City Treasurer	1	74	\$78,847	\$96,067	\$117,049
Senior Internal Auditor	0	68	\$67,990	\$82,839	\$100,931
Accountant, Senior	2	66	\$64,713	\$78,847	\$96,067
Business Systems Analyst	1	65	\$63,135	\$76,924	\$93,724
Internal Auditor	1	64	\$61,595	\$75,048	\$91,438
Accountant	3	62	\$58,627	\$71,432	\$87,032
Financial Specialist Sr	2	60	\$55,802	\$67,990	\$82,839
Financial Specialist	2	58	\$53,113	\$64,713	\$78,847
Financial Clerk, Senior	2	51	\$44,682	\$54,441	\$66,331
Financial Clerk	0	48	\$41,492	\$50,554	\$61,595
<b><u>Management Information Systems Group</u></b>					
Information Technology Manager Networks/Commun	1	75	\$80,818	\$98,469	\$119,975
Information Technology Manager Systems/Support	1	75	\$80,818	\$98,469	\$119,975
Information Technology Specialist, Senior	1	66	\$64,713	\$78,847	\$96,067
Information Technology Specialist	0	62	\$58,627	\$71,432	\$87,032
Information Technology Technician II	1	58	\$53,113	\$64,713	\$78,847
Information Technology Technician I	2	54	\$48,118	\$58,627	\$71,432

Occupational Job Families and Job Classes	Recommended				
	Number of Positions	New Grade	Min Step (Step 1)	Mid Step (Step 9)	Max Step (Step 17)
<b><u>City Assessor Group</u></b>					
City Assessor	1	79	\$89,208	\$108,692	\$132,430
Assistant City Assessor	1	70	\$71,432	\$87,032	\$106,041
Property Appraiser, Senior	3	66	\$64,713	\$78,847	\$96,067
Property Appraiser	0	60	\$55,802	\$67,990	\$82,839
Property Assessment Specialist	1	56	\$50,554	\$61,595	\$75,048
<b><u>Law Enforcement Command Group</u></b>					
Police Chief	1	90	\$117,049	\$142,613	\$173,760
Police Captain	3	79	\$89,208	\$108,692	\$132,430
Police Lieutenant	5	74	\$78,847	\$96,067	\$117,049
<b><u>Law Enforcement Operations Group</u></b>					
Police Sergeant	14	69	\$69,689	\$84,910	\$103,454
Police Officer, Master	30	64	\$61,595	\$75,048	\$91,438
Police Officer, Senior	7	62	\$58,627	\$71,432	\$87,032
Police Officer	25	60	\$55,802	\$67,990	\$82,839
Digital Forensic Analyst	1	52	\$45,799	\$55,802	\$67,990
Evidence and Property Technician	1	52	\$45,799	\$55,802	\$67,990
Intelligence Analyst	1	52	\$45,799	\$55,802	\$67,990
Community Service Officer	3		\$41,492	\$50,554	\$61,595
Law Enforcement Office Manager	1	59	\$54,441	\$66,331	\$80,818
Law Enforcement Office Specialist III	1	54	\$48,118	\$58,627	\$71,432
Law Enforcement Office Specialist II	2	51	\$44,682	\$54,441	\$66,331
Law Enforcement Office Specialist I	2	48	\$41,492	\$50,554	\$61,595
<b><u>Public Safety Communications Group</u></b>					
Public Safety Answering Point Manager	1	70	\$71,432	\$87,032	\$106,041
Assistant Public Safety Answering Point Manager	1	67	\$66,331	\$80,818	\$98,469
Dispatcher, Lead	4	62	\$58,627	\$71,432	\$87,032
Dispatcher, Senior	4	56	\$50,554	\$61,595	\$75,048
Dispatcher	9	52	\$45,799	\$55,802	\$67,990
<b><u>Fire Group</u></b>					
Fire Chief	1	90	\$117,049	\$142,613	\$173,760
Assistant Fire Chief	1	80	\$91,438	\$117,049	\$142,613
Fire Battalion Chief	4	76	\$82,839	\$100,931	\$122,975
Fire Captain	15	69	\$69,689	\$84,910	\$103,454
Fire Marshal	0	66	\$64,713	\$78,847	\$96,067
Fire Inspector II	3	64	\$61,595	\$75,048	\$91,438
Fire Inspector I	0	62	\$58,627	\$71,432	\$87,032
Firefighter, Senior	33	60	\$55,802	\$67,990	\$82,839
Firefighter	12	58	\$53,113	\$64,713	\$78,847
<b><u>Community Development</u></b>					
Community and Economic Development Director	1	84	\$100,931	\$122,975	\$149,833
Economic Development Administrator	1	76	\$82,839	\$100,931	\$122,975
Principal Planner	1	73	\$76,924	\$93,724	\$114,194
Planner III / Senior Planner	0	68	\$67,990	\$82,839	\$100,931
Planner II /Associate Planner	0	64	\$61,595	\$75,048	\$91,438
Planner I / Assistant Planner	1	60	\$55,802	\$67,990	\$82,839
Zoning / Code Enforcement Inspector	1	52	\$45,799	\$55,802	\$67,990
Planning and Code Enforcement Assistant	1	49	\$42,529	\$51,818	\$63,135

Occupational Job Families and Job Classes	Recommended				
	Number of Positions	New Grade	Min Step (Step 1)	Mid Step (Step 9)	Max Step (Step 17)
<b><u>Inspections Group</u></b>					
Building Official	1	75	\$80,818	\$98,469	\$119,975
Senior Building Inspector II	1	67	\$66,331	\$80,818	\$98,469
Senior Building Inspector	0	65	\$63,135	\$76,924	\$93,724
Building Inspector III	2	65	\$63,135	\$76,924	\$93,724
Mechanical Inspector III	1	65	\$63,135	\$76,924	\$93,724
Plumbing Inspector III	1	65	\$63,135	\$76,924	\$93,724
Building Inspector II	0	62	\$58,627	\$71,432	\$87,032
Mechanical Inspector II	0	62	\$58,627	\$71,432	\$87,032
Plumbing Inspector II	0	62	\$58,627	\$71,432	\$87,032
Building Inspector I	0	58	\$53,113	\$64,713	\$78,847
Mechanical Inspector I	0	58	\$53,113	\$64,713	\$78,847
Plumbing Inspector I	0	58	\$53,113	\$64,713	\$78,847
Commercial Plan Reviewer	1	58	\$53,113	\$64,713	\$78,847
Residential Plan Reviewer	1	53	\$46,944	\$57,197	\$69,689
<b><u>Traffic Group</u></b>					
Traffic Engineer	1	74	\$78,847	\$96,067	\$117,049
Traffic Foreman	1	63	\$60,093	\$73,217	\$89,208
Traffic Maintenance Technician III	1	60	\$55,802	\$67,990	\$82,839
Traffic Maintenance Technician II	2	56	\$50,554	\$61,595	\$75,048
Traffic Maintenance Technician I	0	54	\$48,118	\$58,627	\$71,432
Traffic Maintenance Worker	1	50	\$43,593	\$53,113	\$64,713
<b><u>Engineering Group</u></b>					
City Engineer	1	86	\$106,041	\$129,200	\$157,418
Assistant City Engineer	1	76	\$82,839	\$100,931	\$122,975
Project Manager Field/Design	1	73	\$76,924	\$93,724	\$114,194
Project Civil Engineer II	0	72	\$75,049	\$91,438	\$111,409
Project Civil Engineer I	6	70	\$71,432	\$87,032	\$106,041
GIS Coordinator	1	65	\$63,135	\$76,924	\$93,724
CAD Technician II	0	60	\$55,802	\$67,990	\$82,839
Engineering Technician II	0	60	\$55,802	\$67,990	\$82,839
GIS Technician II	0	60	\$55,802	\$67,990	\$82,839
Engineering Technician I	3	56	\$50,554	\$61,595	\$75,048
CAD Technician	1	56	\$50,554	\$61,595	\$75,048
GIS Technician	1	56	\$50,554	\$61,595	\$75,048
GIS Technician	1	53	\$46,944	\$57,197	\$69,689
<b><u>Vehicle Maintenance Group</u></b>					
Bus Services/Shop Maintenance Superintendent	1	74	\$78,847	\$96,067	\$117,049
Fleet Management Services Superintendent	1	74	\$78,847	\$96,067	\$117,049
Bus Services Foreman	1	63	\$63,135	\$76,924	\$93,724
Shop Maintenance Foreman	1	63	\$63,135	\$76,924	\$93,724
Fire Equipment Mechanic	1	63	\$63,135	\$76,924	\$93,724
Mechanic, Senior	2	57	\$53,113	\$64,713	\$78,847
Welder/Fabricator	1	57	\$53,113	\$64,713	\$78,847
Mechanic	4	54	\$48,118	\$58,627	\$71,432
Parts Specialist	1	48	\$41,492	\$50,554	\$61,595
Light Mechanic	1	46	\$39,493	\$48,118	\$58,627
Parts Specialist/Bus Driver	1	50	\$43,593	\$53,113	\$64,713
Bus Driver	7	50	\$43,593	\$53,113	\$64,713
Administrative Clerk/Bus Driver, Senior	1	50	\$43,593	\$53,113	\$64,713
Administrative Clerk/Bus Driver	0	47	\$40,480	\$49,321	\$60,093
<b><u>Street Maintenance Group</u></b>					
Street Superintendent	1	74	\$78,847	\$96,067	\$117,049
Street Foreman	2	63	\$63,135	\$76,924	\$93,724
Storm Sewer Foreman	1	63	\$63,135	\$76,924	\$93,724




Occupational Job Families and Job Classes	Recommended				
	Number of Positions	New Grade	Min Step (Step 1)	Mid Step (Step 9)	Max Step (Step 17)
<b><u>Equipment Operator Group</u></b>					
Heavy Equipment Operator	37	54	\$48,118	\$58,627	\$71,432
Medium Equipment Operator	5	50	\$43,593	\$53,113	\$64,713
Light Equipment Operator	14	47	\$40,480	\$49,321	\$60,093
<b><u>Building and Grounds Maintenance Group</u></b>					
Property Maintenance Superintendent	1	74	\$78,847	\$96,067	\$117,049
Building and Grounds Foreman	1	63	\$63,135	\$76,924	\$93,724
Building and Grounds Worker, Senior	3	54	\$48,118	\$58,627	\$71,432
Building and Grounds Worker	5	48	\$41,492	\$50,554	\$61,595
<b><u>Public Works Management Group</u></b>					
Public Works Operations Director	1	89	\$114,194	\$139,134	\$169,522
Utilities Director	1	89	\$114,194	\$139,134	\$169,522
Senior Project Manager Field/Design	1	75	\$80,818	\$98,469	\$119,975
<b><u>Airport Operations</u></b>					
Airport Director	1	89	\$114,194	\$139,134	\$169,522
Airport Business and Development Manager	1	73	\$76,924	\$93,724	\$114,194
Airport Operations and Maintenance Manager	1	73	\$76,924	\$93,724	\$114,194
Airport Operations and Maintenance Foreman	1	63	\$63,135	\$76,924	\$93,724
Airport Facility Foreman	1	63	\$63,135	\$76,924	\$93,724
Airport Operations and Maintenance Technician Lead	0	58	\$53,113	\$64,713	\$78,847
Airport Operations and Maintenance Technician II	6	56	\$50,554	\$61,595	\$75,048
Airport Operations and Maintenance Technician I	4	52	\$45,799	\$55,802	\$67,990
Airport Facility Technician Lead	0	52	\$45,799	\$55,802	\$67,990
Airport Facility Technician II	3	50	\$43,593	\$53,113	\$64,713
Airport Facility Technician I	3	46	\$39,493	\$48,118	\$58,627
Airport Security Specialist	1	44	\$37,590	\$45,799	\$55,802
<b><u>Cemetery Operations Group</u></b>					
Cemetery Superintendent	1	70	\$71,432	\$87,032	\$106,041
<b><u>Sanitation/Landfill Operations Group</u></b>					
Sanitation/Landfill Superintendent	1	74	\$78,847	\$96,067	\$117,049
Landfill Foreman	1	63	\$63,135	\$76,924	\$93,724
Sanitation Foreman	1	63	\$63,135	\$76,924	\$93,724
Landfill Attendant/LEO	1	47	\$40,480	\$49,321	\$60,093
Landfill Attendant	1	46	\$39,493	\$48,118	\$58,627
<b><u>Water Plant Operations Group</u></b>					
Water Plant Superintendent	1	74	\$78,847	\$96,067	\$117,049
Water Plant Foreman	2	63	\$63,135	\$76,924	\$93,724
Water Plant Operator, Lead	4	56	\$50,554	\$61,595	\$75,048
Water Plant Instrumentation Technician	2	56	\$50,554	\$61,595	\$75,048
Water Plant Operator III	8	54	\$48,118	\$58,627	\$71,432
Water Plant Operator II	4	52	\$45,799	\$55,802	\$67,990
Water Plant Operator I	13	50	\$43,593	\$53,113	\$64,713
Public Works Laboratory Technician	2	55	\$49,321	\$60,093	\$73,217
<b><u>Water/Wastewater Operations Group</u></b>					
Water/Wastewater Superintendent	1	74	\$78,847	\$96,067	\$117,049
Water/Wastewater Foreman	3	63	\$63,135	\$76,924	\$93,724
Utility Operator, Lead	3	56	\$50,554	\$61,595	\$75,048
Utility Operator III	4	54	\$48,118	\$58,627	\$71,432
Utility Operator II	5	52	\$45,799	\$55,802	\$67,990
Utility Operator I	9	50	\$43,593	\$53,113	\$64,713



**This page left blank intentionally.**

---







**ORDINANCE NO. 5998**

**ANNUAL BUDGET ORDINANCE**

An ordinance entitled the "Annual Budget Ordinance," appropriating the sums of money needed to defray the expenses and liabilities of the City of Minot, North Dakota, and making the annual tax levy for the period January 1, 2025, and ending December 31, 2025.

**NOW, THEREFORE BE IT ORDAINED BY THE CITY COUNCIL OF THE CITY OF MINOT, NORTH DAKOTA:**

- §1: The City Manager's budget is hereby approved.
- §2: The Position Classification and Fiscal Year 2025 Compensation Plan is hereby approved.
- §3: Total appropriations: Based upon the foregoing, and notwithstanding any prior ordinance to the contrary, (except those relating to the issuance of outstanding revenue bonds), there is hereby appropriated the following sums of money deemed necessary to defray the expenses and liabilities of the City of Minot, North Dakota, for the period beginning January 1, 2025 and ending December 31, 2025:

	2025 BUDGET
<u>GENERAL FUND</u>	\$ 64,080,274
<u>ENTERPRISE FUNDS</u>	
AIRPORT	9,844,735
CEMETERY	734,880
PARKING AUTHORITY	36,580
SANITATION	8,274,231
WATER, SEWER, AND STORM SEWER	53,298,050
PARKING RAMPS	252,217
<u>SPECIAL REVENUE FUNDS</u>	
PUBLIC TRANSPORTATION	1,724,349
LIBRARY	2,169,729
NAWS BIOTA PLANT	1,451,360
FLOOD CONTROL MAINTENANCE	757,202
EMERGENCY FUND	357,400
CENTRAL DAKOTA MPO	624,035
CDBG ENTITLEMENT	339,870
<u>DEBT SERVICE FUND</u>	
DEBT RETIREMENT	6,684,863
<u>CAPITAL PROJECT FUNDS</u>	
CAPITAL INFRASTRUCTURE	12,768,000
CAPITAL EQUIPMENT	2,532,606
CAPITAL FLOOD CONTROL	18,740,000
TOTAL OPERATIONS	184,670,380
<u>OTHER FUNDS</u>	
SALES TAX	15,472,603
SALES TAX FLOOD CONTROL	11,794,811
SALES TAX NAWS	13,730,030
	<u>\$ 225,667,824</u>

§4: There is hereby levied upon the taxable property in the City of Minot, North Dakota, for the period beginning January 1, 2025 and ending December 31, 2025 inclusive, the following sums of money:

	2025 LEVY
GENERAL FUND - 1601	\$ 14,926,997
GENERAL FUND - 1601 E911	965,560
AIRPORT - 1606	500,792
CEMETERY - 1614	265,352
PUBLIC TRANSPORTATION - 1638	624,939
LIBRARY - 1613	1,877,265
TOTAL OPERATIONS	19,160,904
DEBT RETIREMENT GENERAL OBLIGATION BONDS - 1622	1,010,736
DEBT RETIREMENT SPECIAL ASSESSMENT BONDS - 1623	36,616
DEBT RETIREMENT FLOOD CONTROL - 1621	3,859,776
GRAND TOTAL	\$ 24,068,032

§5: This ordinance shall become effective upon final passage and approval.

PASSED FIRST READING: September 16, 2024

PASSED SECOND READING: October 7, 2024

**APPROVED:**



Thomas Ross, Mayor

**ATTEST:**



Mikayla McWilliams, City Clerk



## **RESOLUTION NO. 3845**

A RESOLUTION BY THE CITY OF MINOT, NORTH DAKOTA,  
ESTABLISHING

### **2025 RATES, FEES, AND CHARGES**

AT THE MINOT INTERNATIONAL AIRPORT (MOT)

WHEREAS, the City of Minot (the "City") owns and operates the Minot International Airport (MOT); and

WHEREAS, pursuant to Minot City Ordinance Sec. 4-25, the City Council may establish uniform rates, fees, and charges at MOT by way of resolution; and

WHEREAS, the City Council desires to establish the 2025 rates, fees, and charges at MOT;

NOW, THEREFORE BE IT RESOLVED BY THE CITY COUNCIL OF THE CITY OF MINOT, NORTH DAKOTA THAT the following rates, fees and charges are established at the Minot International Airport **EFFECTIVE JANUARY 1, 2025:**

#### **SECTION 1. TERMINAL AIRLINE RENT AND PER USE FEES**

- (a) Signatory Airline Rental Fees:  
Cost per square foot (Exclusive & Joint Space): \$25.00 / sq. ft.

***CHANGED FROM \$18.70 TO \$25.00/PER SQ. FT.***

#### **SECTION 2. RENTAL CAR TERMINAL RENT AND PER USE FEES**

Rental Car Terminal Facilities Rent: \$25.00 / sq. ft.

***CHANGED FROM \$18.70 TO \$25.00/PER SQ. FT.***

#### **SECTION 3: AIRPORT GROUND RENT FEES**

Airport Ground Rent Fees shall apply to all NEW, EXTENDED OPTION, or RENEWED leases, and are based on lot location and use. Land rent values at similarly situated airports are also taken into consideration. All Airport Ground Rent leases must comply with MOT's Minimum Standards and Requirements.

- (a) For all new, renewed, or term extension leases, the following



annual GROUND RENTAL fees shall apply:

- |  |                 |
|--|-----------------|
| 1) Southeast General Aviation Lots<br>Improved Area (Electricity and Access)       | \$0.22/ sq. ft. |
| 2) Southeast General Aviation Lots<br>Unimproved Area (Bare Land)                  | \$0.11/ sq. ft. |
| 3) Northwest General Aviation Lots<br>Improved Area (General utilities and Access) | \$0.26/ sq. ft. |
| 4) Northwest General Aviation Lots<br>Unimproved Area (Bare Land)                  | \$0.13/ sq. ft. |
| 5) West-Side General Aviation Lots<br>Improved Area (All Utilities and Accesses)   | \$0.30/ sq. ft. |

(b) Aeronautical Service Providers

- |   |                 |
|---|-----------------|
| 1) Single Service Operators<br>Including Cargo Operators, Multiple Service<br>Operators, and Full-Service Operators | \$0.30/ sq. ft. |
|---|-----------------|

*NO CHANGE FROM 2024*

**SECTION 4: AIRPORT OWNED T-HANGAR RENTAL FEES**

- |                             |                |
|-----------------------------|----------------|
| (a) Airport Owned T-Hangars | \$125.00/month |
|-----------------------------|----------------|

T-Hangars are rented on a month-to-month basis.

Unless specified elsewhere in writing, rent must be paid one month in advance, and is due the 10th of each month. Ex: Rent for the month of February must be received by MOT by January 10th.

***CHANGED FROM \$75.00 TO \$125.00 PER MONTH***

**SECTION 5. LANDING FEES AND ARFF CHARGES**

- (a) Signatory Airline Landing Fees

\$2.41 / 1,000 lbs. maximum gross landing weight / landing

***CHANGED FROM \$2.35 / 1,000 LBS TO \$2.41/ PER 1,000 LBS***

- (b) Non-signatory Airline Landing Fees

\$ 3.00 / 1,000 lbs. maximum gross landing weight/ landing

**CHANGED FROM \$2.94 /1,000 LBS/ TO \$3.00 PER 1,000 LBS**

- (c) ARFF Fees for Signatory

\$0.57 / 1,000 lbs. maximum gross landing weight / landing

*NO CHANGE FROM 2024*

- (d) ARFF Fees for Non-Signatory

\$0.71 / 1,000 lbs. maximum gross landing weight / landing

*NO CHANGE FROM 2024*

## **SECTION 6. NON-SIGNATORY RATE PREMIUM**

- (a) All airlines not executing a Signatory Airline Use and Lease Agreement will be charged four-hundred forty-four dollars and forty-two cents (\$600.00) per turn for use of the terminal building in addition to 125% of the signatory landing fees and ARFF fees.

**CHANGED FROM \$444.42 TO \$600.00 PER TURN**

- (b) Non-Signatory Commercial Air Freight Operator and all Commercial Commuter aircraft weighing less than 12,500 lbs.

\$29.64 per landing

**CHANGED FROM \$29.58/ PER LANDING TO \$29.64 PER LANDING**

## **SECTION 7. LANDING FEES FOR COMMERCIAL GENERAL AVIATION**

- (a) All Aircraft weighing 12,500 lbs. maximum gross landing weight or more 125% increase of the signatory landing Fees and ARFF fees.
- (b) All Signatory Commercial Air Freight Operator Aircraft and all Commercial Commuter Aircraft weighing LESS than 12,500 lbs. maximum gross landing weight

\$23.72/ 1,000 lbs. maximum gross landing weight / landing

**CHANGED FROM \$23.66 TO \$23.72 PER LANDING**

## **SECTION 8. REMAIN OVERNIGHT (RON) FEE**

Aircraft that is parked overnight at the commercial terminal ramp for irregular operations and/or for scheduled services including but not limited to: scheduled early departures, maintenance and/or cleaning will be charged a RON fee of \$150.00 per day.

**CHANGED FROM \$0.00 TO \$150.00 PER DAY**

## **SECTION 9. COMMERCIAL AERONAUTICAL SERVICE PROVIDER LICENSE FEE**

Commercial Aeronautical Services Providers, including Single Service Operators, Multiple Service Operators, and Full-Service Operators, conducting business at MOT shall pay a yearly license fee as follows:

- (a) All Single Service Operators, Multiple Service Operators, and Full-Service Operators that have leased MOT property and considered "based" at MOT shall pay a license fee of \$325 per year.
- (b) All companies not "based" at MOT shall pay the airport a license fee of \$1,000 per year per company.

*NO CHANGE FROM 2024*

## **SECTION 10. AIRPORT RAMP PARKING FEES**

- (a) Airport Ramp Parking Fees shall be as follows:
  - 1) Aircraft weighing 12,500 pounds maximum gross landed weight or more: \$15.00/aircraft/day
    - a. Aircraft weighing less than 12,500 pounds maximum gross landed weight: \$5.00/aircraft/day, up to a maximum of \$60.00/month

*NO CHANGE FROM 2024*

## **SECTION 11. AIRPORT PAY PARKING FEES**

- (a) Airport Parking Fees shall be as follows:
  - 1) Short-Term Parking
    - Zero (0) - under One (1) Hour \$ 1.00

One (1) – under (4) hours	\$ 5.00
Four (4) – under Six (6) Hours	\$ 8.00
Six (6) – Twenty-Four (24) Hours	\$ 14.00
Daily Rate after first Twenty-Four (24) Hours	\$ 14.00/day

2) Long-Term Parking	
Daily Rate	\$ 12.00/day
Airline Crew Pass (per month)	\$ 30.00/month

*NO CHANGE FROM 2024*

## **SECTION 12. GROUND TRANSPORTATION FEES**

All ground transportation services to bring customers to and from MOT shall be as follows:

(a) Taxis, Shuttles, Ridehails and Vans	\$50/month – \$600/year
(b) Hotel Shuttles and Vans	\$100/year
(c) Peer to Peer (P2P)/Rideshare	\$ 600/year

*NO CHANGE FROM 2024*

## **SECTION 13. SELF FUELING PERMIT**

Self-Fueling Permit	\$50.00/year
---------------------	--------------

*NO CHANGE FROM 2024*

## **SECTION 14. GENERAL AVIATION RENTAL RATES**

General Aviation Office space rentals for non-terminal rentals.

\$18.00/ per square foot

***CHANGED FROM \$0.00 PER SQ FT TO \$18.00 PER SQ FT***

General Aviation Non-Aeronautical Storage Space

\$3.00 per sq ft

***CHANGED FROM \$0.00 PER SQ FT TO \$3.00 PER SQ FT***



## **SECTION 15. AIRPORT TENANT EMPLOYEE PARKING**

MOT tenant employees \$250/year

\*MOT terminal tenant employees must park in MOT employee lot during onsite hours.

***CHANGED FROM \$200/YEAR TO \$250/YEAR***

## **SECTION 16. CONFERENCE ROOM RENTAL FEES**

MOT Conference Rooms may be available for rent on an hourly basis. Room rental rates are as follows:

- |     |   |           |
|-----|---|-----------|
| (a) | 1 <sup>st</sup> Floor MOT Conference Room | \$20/hour |
| (b) | 2 <sup>nd</sup> Floor MOT Conference Room | \$40/hour |

MOT tenants will receive a 50% discount on Conference Room Rental Fees.

*NO CHANGE FROM 2024*

## **SECTION 17. BADGE, KEYS AND SECURITY**

- (a) MOT Badge Fees are as follows:

1) New Badges

AOA Badge	\$40.00/badge
SIDA Badge	\$80.00/badge
Renewal	\$20.00/year

2) Lost/Stolen/Replacement Badge Fees

1 <sup>st</sup> Replacement	\$50.00/badge
2 <sup>nd</sup> Replacement	\$100.00/badge
3 <sup>RD</sup> Replacement	\$150.00/badge

3) Damaged Badge Fee \$30.00/badge

- (b) MOT Key Fees are as follows:

1) Post Office Key \$20.00/key

2) Lost/Stolen/Replacement Key Fees

1 <sup>st</sup> Replacement	\$50.00/key
2 <sup>nd</sup> Replacement	\$100.00/key
3 or more Replacements	\$150.00/key



- |                           |                     |
|---------------------------|---------------------|
| 3) "Re-key" of door locks | \$200.00/occurrence |
| 4) Rental Key             | \$20.00/year        |
- (c) MOT charges a fine for security violations. Security Fines are as follows:
- |  |            |
|--|------------|
| 1) <u>First Fine</u>   | \$500.00   |
| The first three security violations/offenses in 60 days will be punishable as a "first fine."              |            |
| 2) <u>Second Fine</u>  | \$1,500.00 |
| Subsequent security violations/offenses within 60 days of a first fine, are punishable as a "second fine." |            |
| 3) <u>Third Fine</u>   | \$2,500.00 |
| Subsequent Security violations/offenses within 60 days of a second fine, are punishable as a "third fine." |            |

*NO CHANGE FROM 2024*

#### **SECTION 18. MISCELLANEOUS CHARGES**

- |  |  |
|--|--|
| (a) Special Operator Permit Fee        | \$500.00-<br>\$1,000.00/occurrence       |
| (b) Security Video Requests            | \$50.00/video<br>Labor Rate after 1 hour |
| (c) Mobile Runway Closure X Rental Fee | \$50.00/day<br>\$1,500.00/month          |
| (d) Airline Unclaimed Baggage          | \$50.00/occurrence                       |
| (e) GSE Repair Area (Maintenance Bay)  | \$400.00/Per<br>Bay/month                |
| (f) Glycol Storage                     | \$25.00/sq. ft.                          |
| (g) MOT Labor Rate                     | \$85.00/hour                             |
| (h) MOT Labor with Equipment Usage     | \$120.00/hour                            |

- |     |                                     |   |
|-----|-------------------------------------|---|
| (i) | Advertising Upload Fee              | \$25.00/occurrence                          |
| (j) | Airport Administrative Fee          | Actual Cost plus 15%                        |
| (k) | Advertising Display Fee             | \$150-\$500/month                           |
| (l) | Repair Fees                         | Actual cost of materials                    |
| (m) | Sales Tax                           | Charged when applicable                     |
| (n) | Finance Charges on Overdue Payments | Based on City of Minot Finance Fee Schedule |

***CHANGED GLYCOL STROAGE FROM \$18.70/PER SQ FT TO \$25.00/PER SQ FT***

***CHANGED ADVERTISING DISPLAY FEE FROM \$0.00 TO \$150-\$500/month***

This resolution shall become effective January 1, 2025.

Passed and adopted this 7<sup>th</sup> day of October, 2024.

ATTEST:

Mikayla McWilliams  
Mikayla McWilliams, City Clerk

APPROVED:

  
Tom Ross, Mayor



## RESOLUTION NO. 3846

### RESOLUTION ESTABLISHING FEES PERTAINING TO ROSEHILL MEMORIAL PARK CEMETERY IN THE CITY OF MINOT, NORTH DAKOTA

**Whereas,** the City of Minot seeks to establish uniform rates and costs for burial and other services provided by the Rosehill Memorial Park Cemetery.

**Therefore, now be it resolved** that the following rules and regulations are established for the operation of Rosehill Memorial Park Cemetery in Minot, North Dakota:

#### **LOT PRICES**

##### **Flat Marker Lots**

Standard.....\$800

Infant.....\$300

##### **Monument Section Lots**

\$900

#### **INTERMENT FEES**

##### **Monday through Friday**

Standard (Summer).....\$800

Standard (Winter).....\$900

Infant (Summer).....\$350

Infant (Winter).....\$450

Urn (Summer).....\$625

Urn (Winter).....\$725

##### **Saturday**

Standard (Summer).....\$900

Standard (Winter).....\$1,000

Infant (Summer).....\$450

Infant (Winter).....\$550

Urn (Summer).....\$725

Urn (Winter).....\$825

##### **Sunday or Holiday**

Standard, Infant, Urn (Summer).....\$1,150

Standard, Infant, Urn (Winter).....\$1,250

Winter fees will be applied during the time period of November 1<sup>st</sup> to April 1<sup>st</sup>.

Infant Burials required to fit in 2'x 5' lot.  
Standard Burials are all other full-body interments.

**Disinterment**

All.....\$950

**WINTER STORAGE FEE**

All.....\$120

**SETTING FEES**

**Monument Foundation Setting**

Single Setting.....\$225  
Double Setting.....\$275

**Markers and Vases Setting**

Single Marker Setting.....\$150  
Double Marker Setting.....\$200  
Vases Setting.....\$60

Veteran's Setting.....NO CHARGE

If Veteran's markers are placed in cement, granite, or similar material, then all current setting fees will be applied.

All re-setting charges are the same as above.

**COLUMBARIUM**

**Niches**

Top 3 rows.....\$1,100  
Bottom 3 rows.....\$1,000

Surcharge for 2<sup>nd</sup> Interment.....\$150

This resolution shall become effective January 1, 2025.

Passed and adopted this 7<sup>th</sup> day of October, 2024.

ATTEST:

Mikayla McWilliams  
Mikayla McWilliams, City Clerk

APPROVED:

  
Thomas Ross, Mayor



**RESOLUTION NO. 3847**

**A RESOLUTION ESTABLISHING WASTE MANAGEMENT UTILITY, LANDFILL FEES, WATER, SEWER AND STORM SEWER RATES IN THE CITY OF MINOT, NORTH DAKOTA**

WHEREAS, the City of Minot seeks to establish uniform rates and costs associated with waste management, landfill, water, sewer, and storm sewer services provided by the City.

**NOW, THEREFORE, BE IT RESOLVED BY THE CITY COUNCIL OF THE CITY OF MINOT:**

- 1. The following waste management utility and landfill fees are hereby established for the City of Minot:**

**Sec. 14-126. Garbage Collection fees.**

The following waste management utilities fees are hereby imposed upon every person with an account with the city water and sewer utility:

35 gallon cart: \$15.00

65 gallon cart: \$17.50

95 gallon cart: \$20.00

Recycling cart: \$2.60

**Sec. 14-127. Landfill fees.**

Asbestos Material                      \$100.00 - Per ton

Asphalt Pavement                      \$8.00 - Per ton

Animal Waste                          \$53.00 - Per ton

Landfill Com. Manure                  \$8.00 - Per ton

Contaminated Soil                      \$75.00 - Per ton

Inert Commercial                      \$37.00 - Per ton

- Minimum Charge \$5.00



Lime Commercial	\$13.00 - Per ton
MSW Commercial	\$51.00 - Per ton
- Minimum Charge	\$10.00
Single Stream Recycling	\$185.00 – Per ton
- Minimum Charge	\$3.00
Trees Commercial	\$15.00 - Per ton
Tires Per Ton	\$200.00 - Per ton
Auto Tires	\$3.00 - Each
Truck Tires	\$5.00 - Each
Tractor Tires	\$15.00 - Each
Heavy Equipment Tires	\$25.00 - Each
Non-Freon Appliances	\$5.00 - Each
Freon Appliances	\$7.00 - Each
Propane Tanks	\$2.00 – Each
Sanitation Roll-off Tanks	\$100.00 - Each
Sanitation Bulk collection	\$15.00 - Each

**2. The following water rates are hereby established for the City of Minot:**

**Sec. 31-148. Schedule of water rates.**

(a) Residential, Duplex, Tri-plex, & Four-plex	
Flat meter rate	\$11.10
Cubic fee per month per 100 cubic feet	\$3.86
MXU Rate	\$2.00
Irrigation meter rate (May through October)	\$11.10
Cubic fee per month per 100 cubic feet	\$3.86

(b) Apartment, Commercial, Government, Industrial and Mobile Homes

Flat meter rate:

5/8-inch to 1-inch	\$13.60
1.5-inch to 2-inch	\$25.99
3-inch to 4-inch	\$68.97
6-inch to 8-inch	\$140.47
Cubic fee per month per 100 cubic feet	\$4.35
MXU Rate	\$2.00

**3. The following sanitary sewer fees are hereby established for the City of Minot:**

**Sec. 31-152. Sanitary sewer fees.**

- (1) Flat rate for service - \$8.15 for residential, duplex, triplex and four-plex
- (2) Unit costs for wastewater treatment - \$3.47 per 100 cubic feet of water. A cap of 1,200 cubic feet per residential unit shall be used for the months of May through October. (To calculate when the sewer charges become \$0.00, multiply the number of available units per meter times 1,200 cubic feet.) This rate shall be effective for residential, duplex, triplex, and four-plex.
- (3) Flat rate for service - \$8.10 for apartments, trailer homes, commercial and government.
- (4) Unit cost for wastewater treatment - \$3.89 per 100 cubic feet of water consumed for apartments, trailer homes, commercial and government.
- (5) Users with an irrigation meter shall be exempt from sewer charges for the irrigation meter.
- (6) Each user which discharges any toxic pollutants which cause an increase in cost of managing the effluent or the sludge of the wastewater treatment work shall pay for such increased cost.

**4. The following storm sewer fees are hereby established for the City of Minot:**

**Sec. 31-152. Storm sewer fees.**

- |     |                          |        |
|-----|--------------------------|--------|
| (a) | Maintenance Charge       | \$6.98 |
| (b) | Development Charge       | \$5.54 |
| (c) | Flood Maintenance Charge |        |
|     | Residential              | \$2.00 |
|     | Non-residential          | \$4.00 |

**5. The fees outlined in this Resolution shall be effective January 1, 2025.**

**6. This Resolution shall be effective upon approval of the City Council and shall remain in effect until modified or terminated by the City Council.**

Passed and adopted this 7<sup>th</sup> day of October, 2024.

ATTEST:

Mikayla McWilliams  
Mikayla McWilliams, City Clerk

APPROVED:


Thomas Ross  
Thomas Ross, Mayor





## **Appendix I: State Auditor's Office Requirements**

---



# Appendix I: State Auditor's Office Requirements

## General Fund

### Fund 100

Max Levy Limit - **N/A**

Estimated Taxable Valuation ----->

**247,848,015**

## Cash Reserve Worksheet

### APPROPRIATION AND CASH RESERVE

1.	a. Final Appropriation	60,788,001		Current Appropriation	60,954,000
	b. Budgeted Transfers Out	3,292,273		Current Budgeted Transfers Out	3,640,771
	c. Total Appropriation Line a plus Line b		64,080,274	Total Appropriation	64,594,771
2.	Cash Reserve (Note 1)		30,507,803		
3.	TOTAL APPROPRIATION AND CASH RESERVE				
	Line 1c plus Line 2		94,588,077	Max Cash Reserve Amount	48,446,078

### RESOURCES AND AMOUNT LEVIED

4.	Cash and Investments (Estimated) December 31,	2024 (Note 2)		Ensuing Appropriation	60,788,001
5.	a. Estimated Revenue	25,148,041	34,142,080	Ensuing Budgeted Transfers Out	3,292,273
	b. Estimated Transfers In	19,405,400		Total Appropriation	64,080,274
	c. Total Estimated Revenue and Transfers In		44,553,441	Max Cash Reserve Amount	48,060,206
	Line a plus Line b				

### TOTAL RESOURCES--Line 4 plus Line 5c

6.	Levy Required--Line 3 less Line 6		78,695,521	SAO Recommended	48,060,206
7.	If this difference is less than 0 enter 0			Max Cash Reserve Amount	
8.	Allowance for Delinquent Tax Collections		15,892,556		
	(Not to exceed 5% of Line 7)				
9.	TOTAL AMOUNT LEVIED--Line 7 plus Line 8		15,892,556	Year End Fund Balance Estimate	30,507,803
				2025	
10.	Estimated Mills		64.12		
				Within Limitations	

Note 1-- Cash Reserve/Interim Fund (N.D.C.C. 57-15-27) Not to exceed 75% of the current year appropriation for all purposes other than for debt retirement and appropriations financed from Bond Sources.

Note 2 - Line 4 is currently a formula. If a better estimate at the time of preparing the budget is available, the County Auditor can modify the formula. If modified, ensure the estimate is for all cash and investments in the fund and that the County maintains proper support for the estimate.

**Appendix I: State Auditor's Office Requirements**

**Public Transportation**

**Fund 205**

**Max Levy Limit - N/A**

**Estimated Taxable Valuation ----->**

**247,848,015**

**Cash Reserve Worksheet**

**APPROPRIATION AND CASH RESERVE**

1.	a. Final Appropriation	\$ 1,724,349		Current Appropriation	1,758,513
	b. Budgeted Transfers Out	-		Current Budgeted Transfers Out	-
	c. Total Appropriation Line a plus Line b	\$ 1,724,349		Total Appropriation	1,758,513
2.	Cash Reserve (Note 1)	\$ 911,371	Within Limitations	Max Cash Reserve Amount	1,318,885
3.	TOTAL APPROPRIATION AND CASH RESERVE Line 1c plus Line 2	2,635,720			

**RESOURCES AND AMOUNT LEVIED**

4	Cash and Investments (Estimated) December 31, 2024 (Note 2)			Ensuing Appropriation	1,724,349
5.	a. Estimated Revenue	1,099,411		Ensuing Budgeted Transfers Out	-
	b. Estimated Transfers In	-		Total Appropriation	1,724,349
	c. Total Estimated Revenue and Transfers In Line a plus Line b	1,099,411		Max Cash Reserve Amount	1,293,262
6.	<b>TOTAL RESOURCES--Line 4 plus Line 5c</b>			SAO Recommended	
7.	Levy Required--Line 3 less Line 6 If this difference is less than 0 enter 0	2,010,782		Max Cash Reserve Amount	1,293,262
8.	Allowance for Delinquent Tax Collections (Not to exceed 5% of Line 7)	624,938			
9.	Total Amount Levied--Line 7 plus Line 8	\$ 624,938	Within Limitations	<b>Year End Fund Balance Estimate</b>	
10.	Estimated Mills	2.52	Within Limitations	<b>2025</b>	911,371

Note 1-- Cash Reserve/Interim Fund (N.D.C.C. 57-15-27) Not to exceed 75% of the current year appropriation for all purposes other than for debt retirement and appropriations financed from Bond Sources.

Note 2 - Line 4 is currently a formula. If a better estimate at the time of preparing the budget is available, the County Auditor can modify the formula. If modified, ensure the estimate is for all cash and investments in the fund and that the County maintains proper support for the estimate.

**Appendix I: State Auditor's Office Requirements**

		<b>Library</b> <b>Fund 210</b>		<b>Max Levy Limit -</b> <span style="border: 1px solid black; padding: 2px;">N/A</span>
		<b>Estimated Taxable Valuation -----&gt;</b>		
			<span style="border: 1px solid black; padding: 2px;">247,848,015</span>	

	<b>Cash Reserve Worksheet</b>	
1. <b>APPROPRIATION AND CASH RESERVE</b>		
a. Final Appropriation	\$ 2,169,729	
b. Budgeted Transfers Out	-	
c. Total Appropriation Line a plus Line b	\$ 2,169,729	
2. Cash Reserve (Note 1)	<span style="border: 1px solid black; padding: 2px;">463,876</span>	<span style="border: 1px solid black; padding: 2px;">Within Limitations</span>
3. <b>TOTAL APPROPRIATION AND CASH RESERVE</b> Line 1c plus Line 2	<span style="border: 1px solid black; padding: 2px;">2,633,605</span>	
4. <b>RESOURCES AND AMOUNT LEVIED</b>		
a. Cash and Investments (Estimated) December 31,	2024 (Note 2)	
b. Estimated Revenue	<span style="border: 1px solid black; padding: 2px;">104,132</span>	463,876
b. Estimated Transfers In	<span style="border: 1px solid black; padding: 2px;">188,333</span>	
c. Total Estimated Revenue and Transfers In Line a plus Line b	<span style="border: 1px solid black; padding: 2px;">292,465</span>	
6. <b>TOTAL RESOURCES--Line 4 plus Line 5c</b>		<span style="border: 1px solid black; padding: 2px;">756,341</span>
7. Levy Required--Line 3 less Line 6 If this difference is less than 0 enter 0		<span style="border: 1px solid black; padding: 2px;">1,877,264</span>
8. Allowance for Delinquent Tax Collections (Not to exceed 5% of Line 7)		<span style="border: 1px solid black; padding: 2px;">-</span>
9. Total Amount Levied--Line 7 plus Line 8	<span style="border: 1px solid black; padding: 2px;">\$ 1,877,264</span>	<span style="border: 1px solid black; padding: 2px;">Within Limitations</span>
10. Estimated Mills	<span style="border: 1px solid black; padding: 2px;">7.57</span>	<span style="border: 1px solid black; padding: 2px;">Within Limitations</span>

	<b>SAO Recommended</b>	
Max Cash Reserve Amount	<span style="border: 1px solid black; padding: 2px;">1,449,369</span>	
<b>Year End Fund Balance Estimate</b>		
2025		463,876

Note 1-- Cash Reserve/Interim Fund (N.D.C.C. 57-15-27) Not to exceed 75% of the current year appropriation for all purposes other than for debt retirement and appropriations financed from Bond Sources.

Note 2 - Line 4 is currently a formula. If a better estimate at the time of preparing the budget is available, the County Auditor can modify the formula. If modified, ensure the estimate is for all cash and investments in the fund and that the County maintains proper support for the estimate.